

## Enhanced HDO activity of Ni<sub>2</sub>P promoted with noble metals

J.A. Cecilia, A. Infantes-Molina, J. Sanmartín-Donoso, E. Rodríguez-Aguado, Daniel Ballesteros-Plata and E. Rodríguez-Castellón

### SUPPLEMENTARY INFORMATION

#### 1. XRD

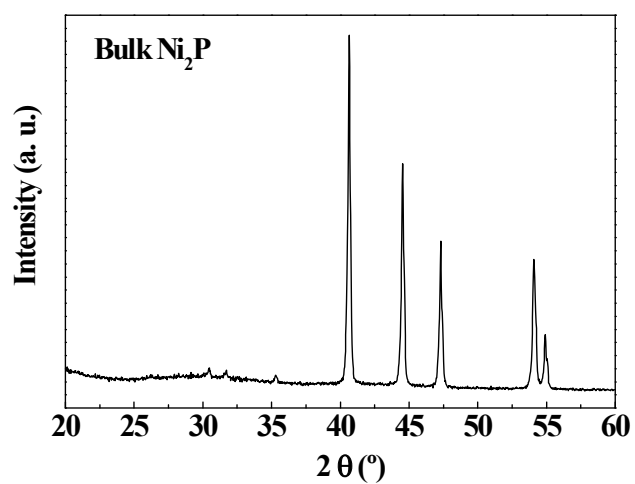


Fig S1. XRD of Bulk Ni<sub>2</sub>P sample

#### 2. XPS

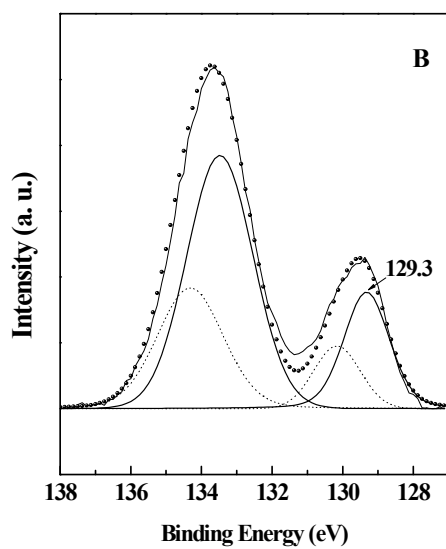
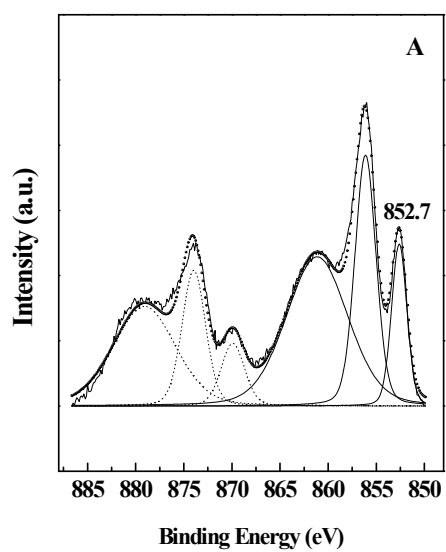


Figure S2. Ni 2p (A) and P 2p (B) core level spectra of bulk Ni<sub>2</sub>P phase

### Ir 4f core level spectra

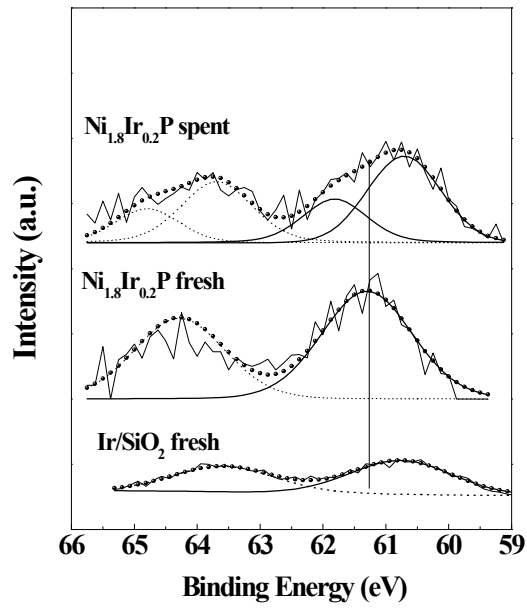


Figure S3. Ir 4f core level spectra

### Ru 3p<sub>3/2</sub> core level spectra

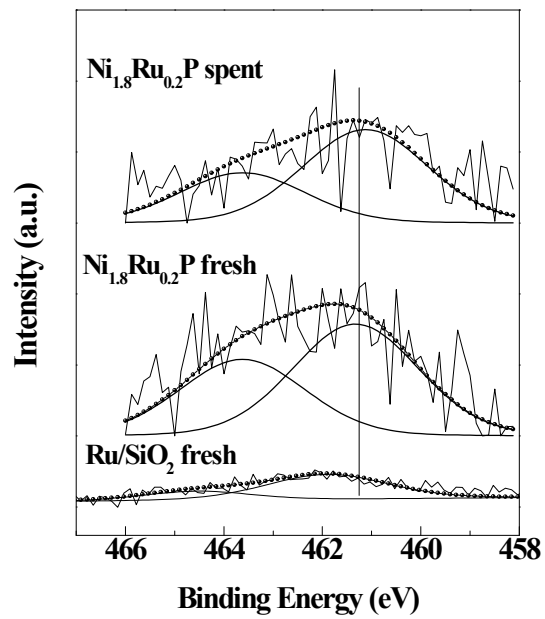


Figure S4. Ru 3p<sub>3/2</sub> core level spectra

**Rh 3d core level spectra**

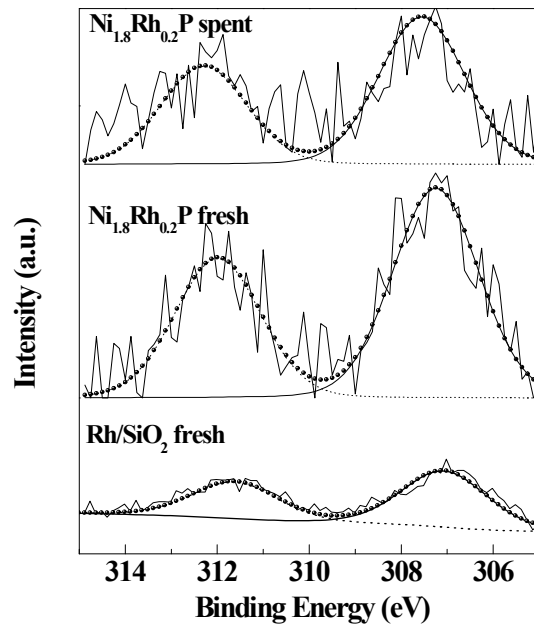


Figure S5. Rh 3d core level spectra