

Highly efficient electrochemiluminescence based on 4-amino-1,2,4-Triazole schiff base two-dimensional Zn/Cd coordination polymers

Shu-Hua Zhang,* Ji-Ming Wang, Hai-Yang Zhang, Yi-Peng Fan, Yu Xiao,*

Guangxi Key Laboratory of Electrochemical and Magnetochemical Functional Materials,
Collaborative Innovation Center for Exploration of Hidden Nonferrous Metal Deposits and
Development of New Materials in Guangxi (College of Chemistry and Bioengineering), Guilin
University of Technology, Guilin 541004, People's Republic of China

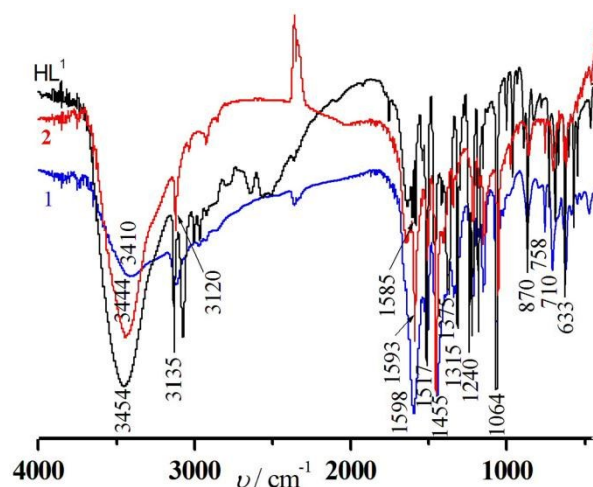


Fig. S1. IR of HL¹, 1 and 2.

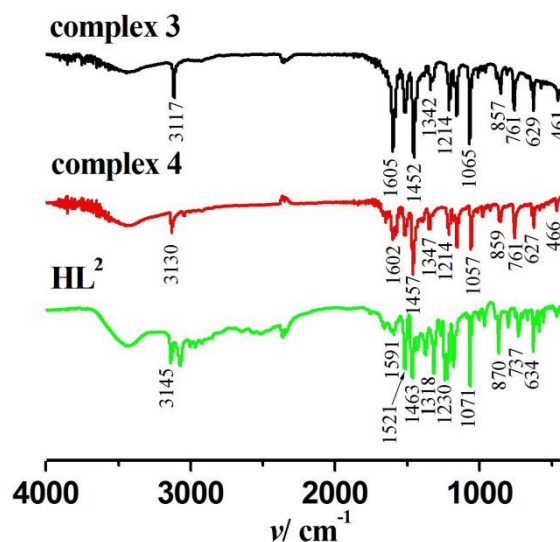


Fig. S2. IR of HL², 3 and 4.

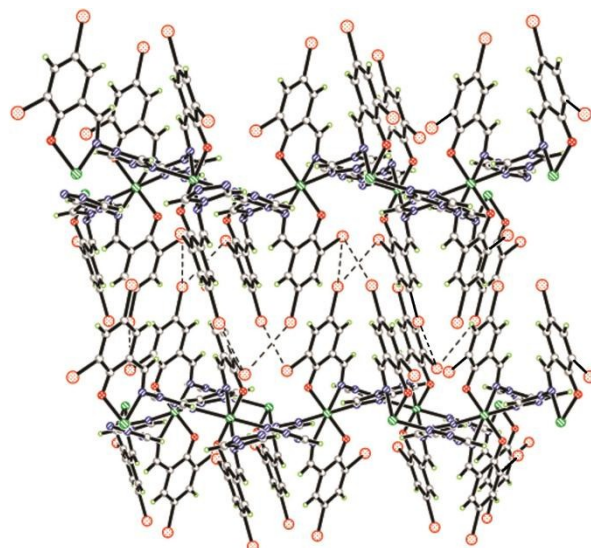


Fig. S3. 3D structure of **1**.

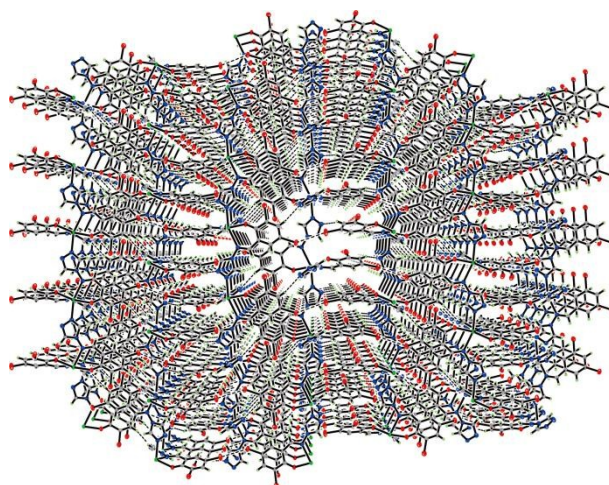


Fig. S4. 3D structure of **2**.

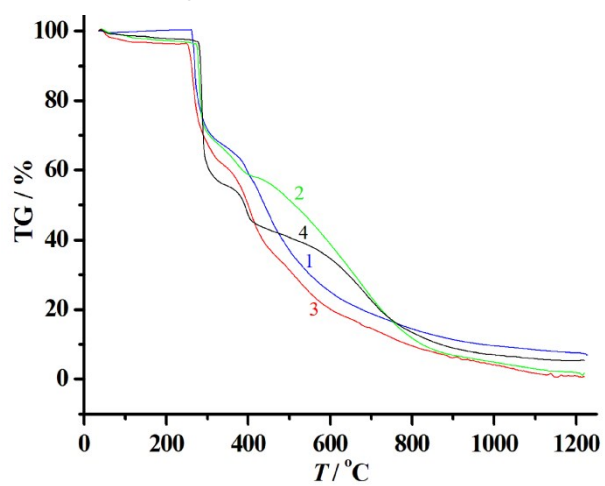


Fig. S5 Thermogravimetric analysis of compounds **1-4**.

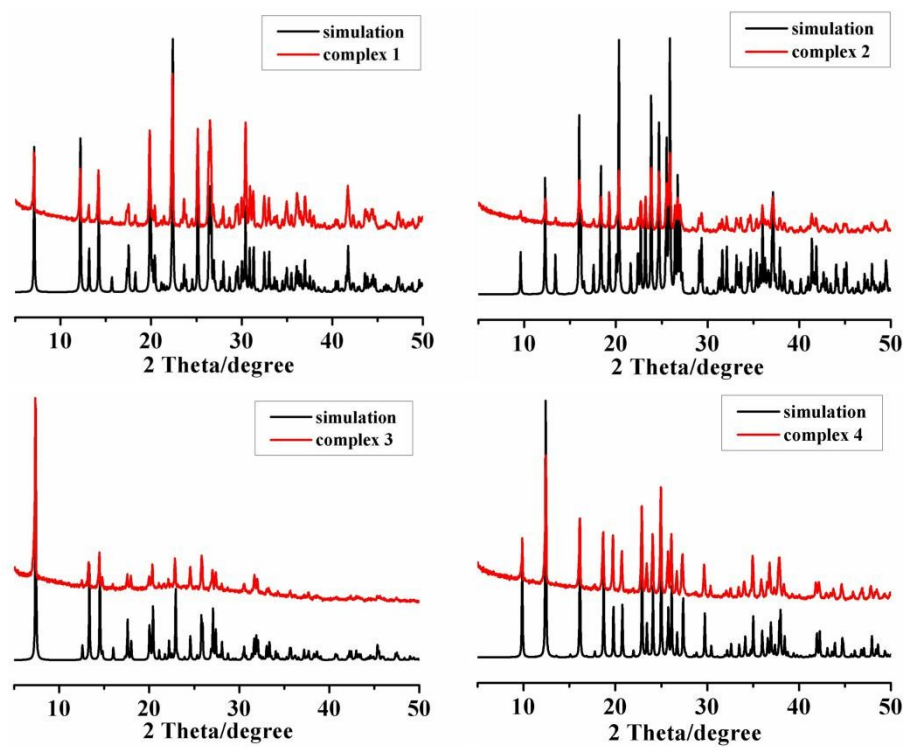


Fig. S6 PXRD of 1-4.



Fig. S7. Photos of 1-4, HL¹ and HL² with the concentration at 10^{-4} mol/L for 1-4, HL¹ and HL²: visible light (Upper), UV-light (down).

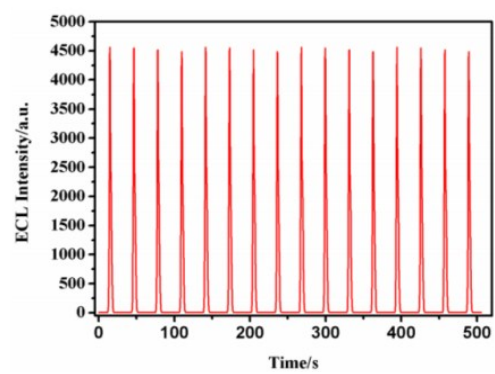


Fig. S8 Electrochemical luminescence of $\text{Ru}(\text{bpy})_3^{3+}$ [27].