

Electronic Supplementary Information

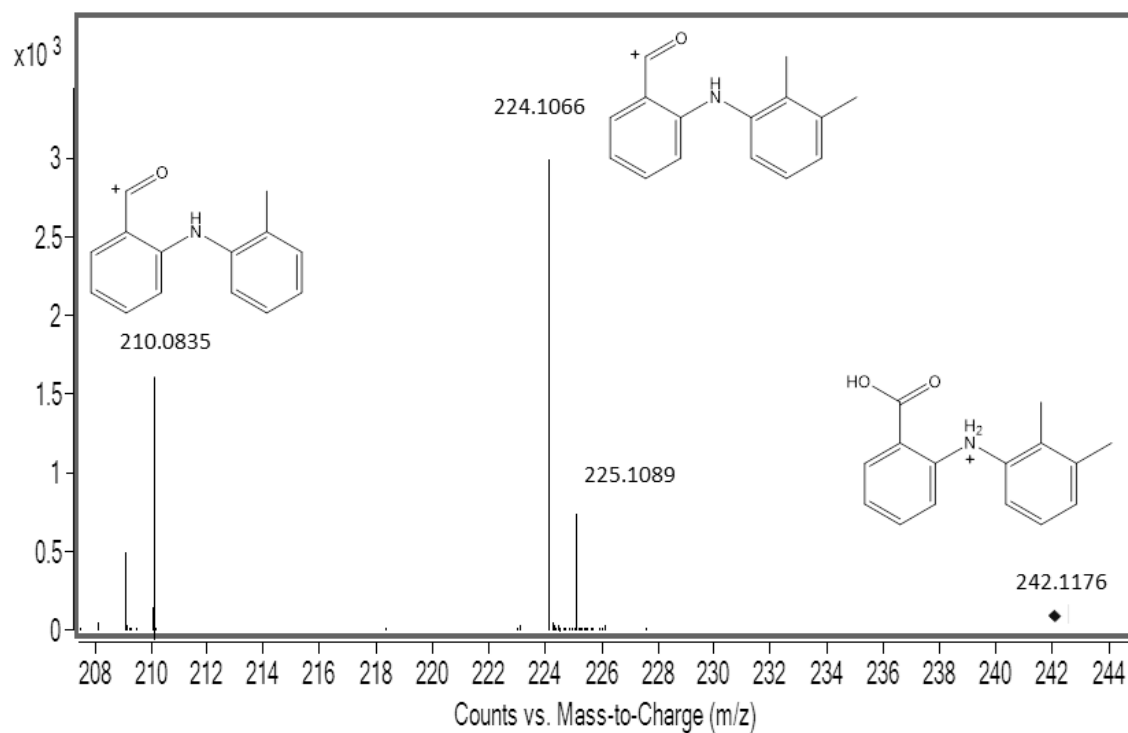
Aqueous chlorination of mefenamic acid: Kinetics, transformation by-products and ecotoxicity assessment

Wan Nor Adira Wan Khalit^a, Kheng Soo Tay^{a,*}

^aEnvironmental Research Group, Department of Chemistry, Faculty of Science, University of Malaya, 50603 Kuala Lumpur, Malaysia

*Tel: +603-79677022 ext 2145; Email: khengsoo@um.edu.my

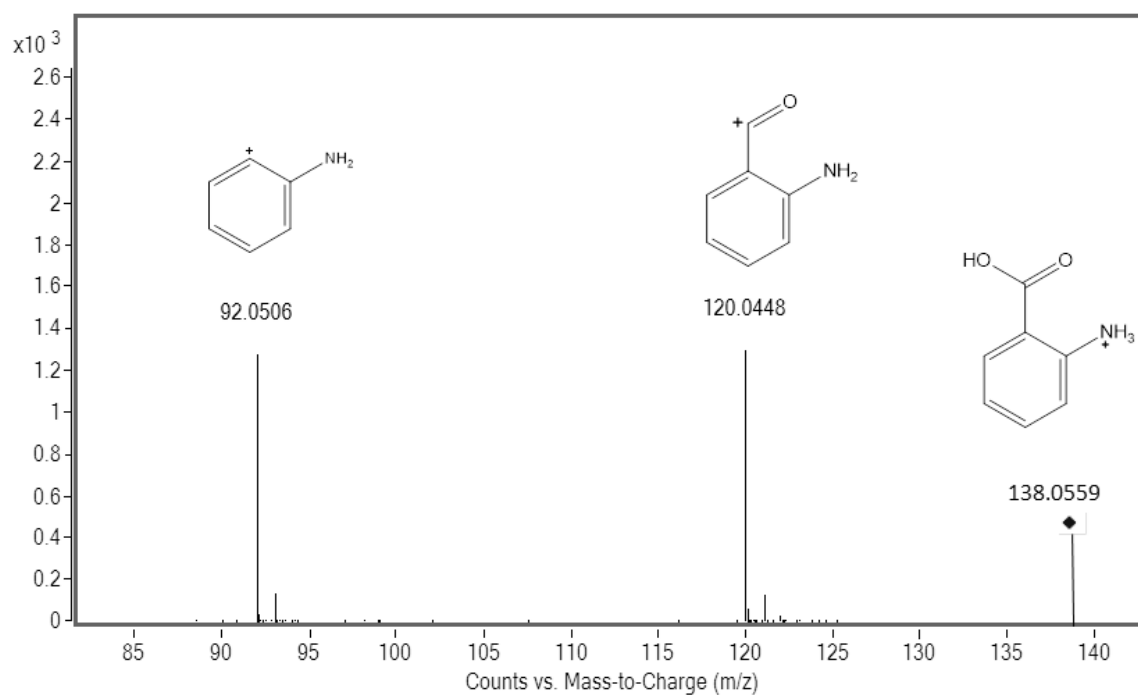
a) Mfe-242



Measured (M+H) ⁺	Calculated (M+H) ⁺	Molecular formula	Error (ppm)
224.1066	224.1070	C ₁₅ H ₁₄ NO	1.75
210.0835	210.0913	C ₁₄ H ₁₂ NO	37.13

Fig. S1MS/MS spectrum for chlorination Mfe and its fragmentation by-products.

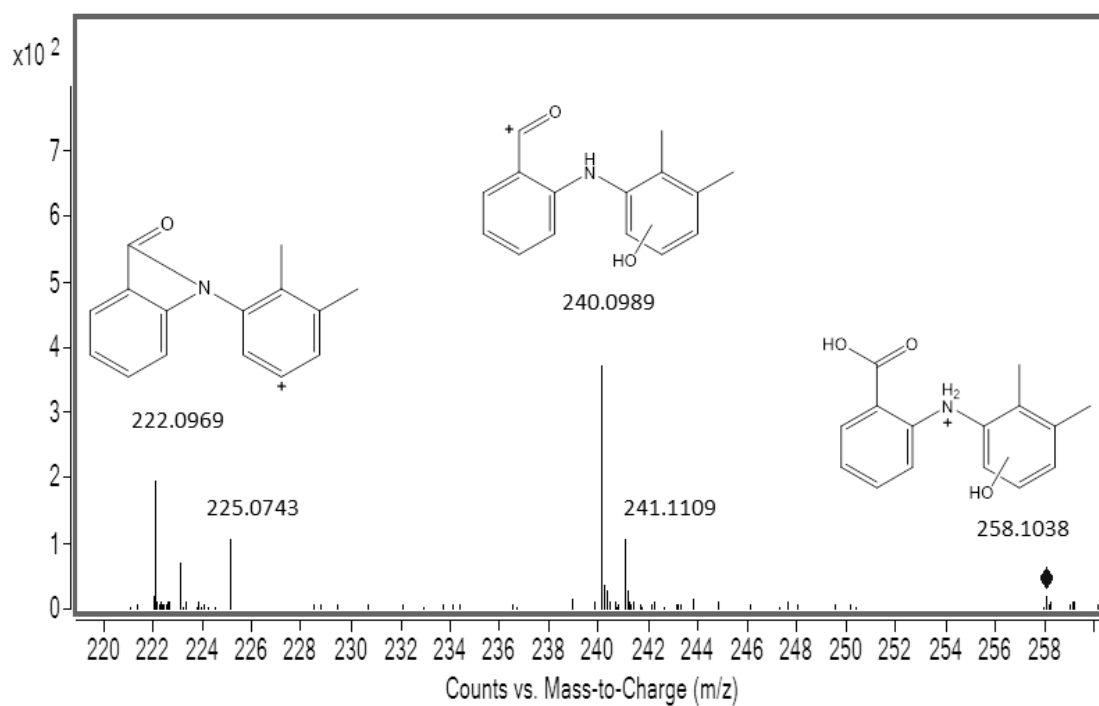
b) Mfe-138



Measured ($M+H$) ⁺	Calculated ($M+H$) ⁺	Molecular formula	Error (ppm)
120.0448	120.0444	C ₇ H ₆ NO	-3.8
92.0506	92.0495	C ₆ H ₆ N	-11.74

Fig. S1 (*continued*)

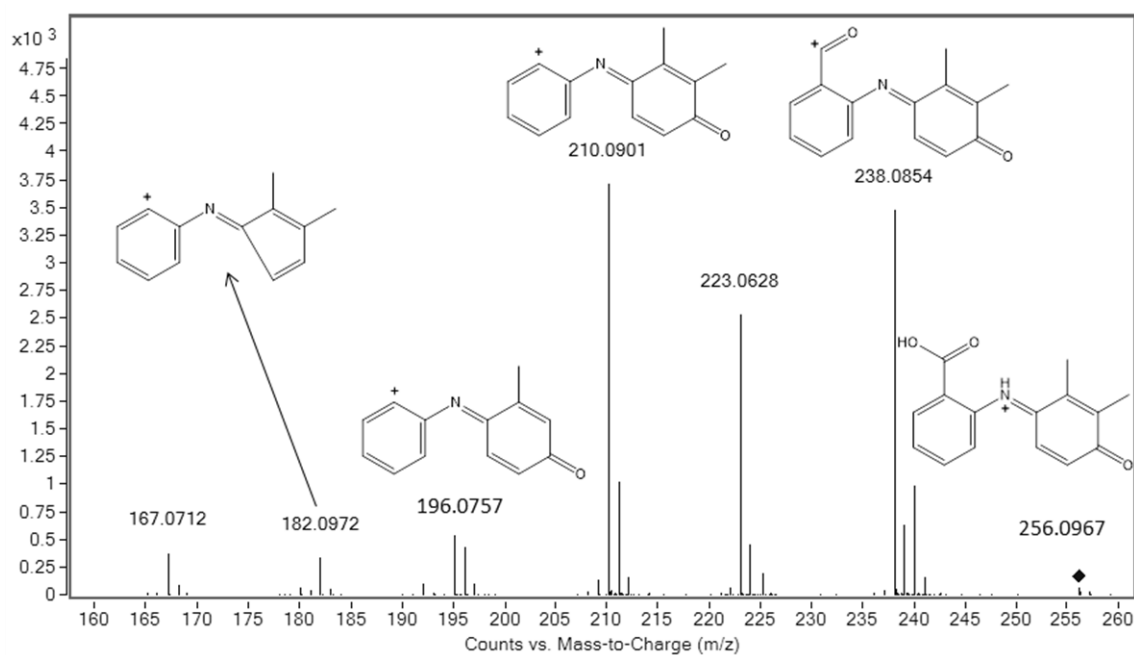
c) Mfe-258



Measured (M+H) ⁺	Calculated (M+H) ⁺	Molecular formula	Error (ppm)
240.0989	240.1019	C ₁₅ H ₁₄ NO ₂	12.44
222.0969	222.0913	C ₁₅ H ₁₂ NO	-25.07

Fig. S1 (*continued*)

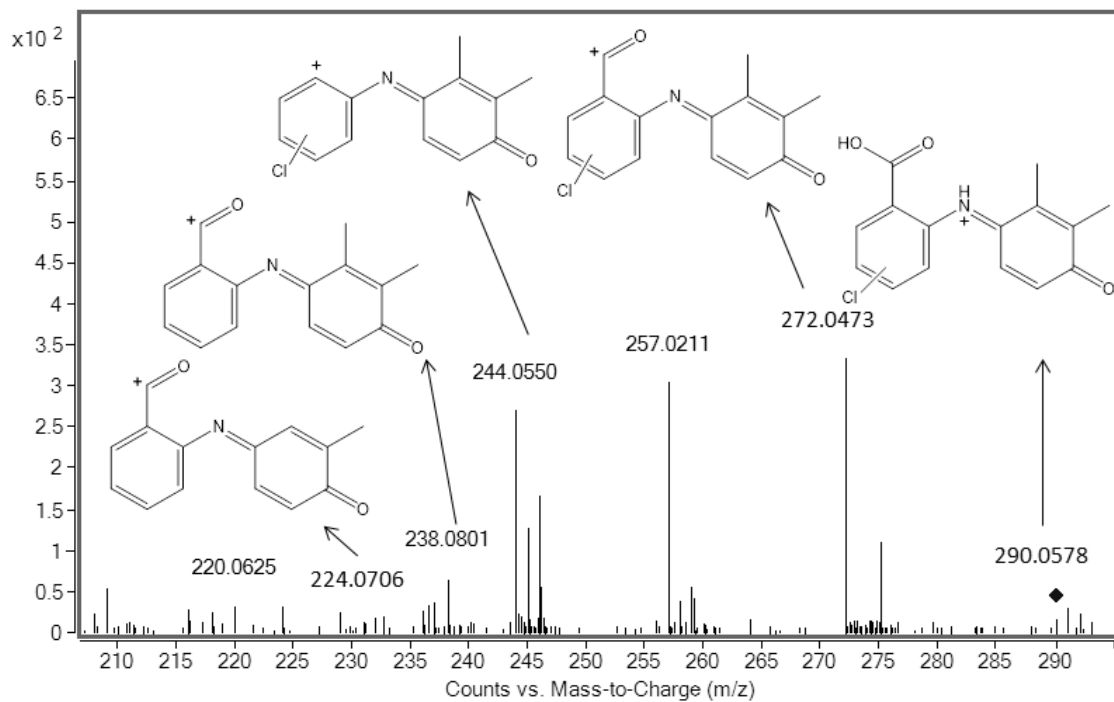
d) Mfe- 256



Measured (M+H) ⁺	Calculated (M+H) ⁺	Molecular formula	Error (ppm)
238.0854	238.0863	C ₁₅ H ₁₂ NO ₂	3.77
210.0901	210.0913	C ₁₄ H ₁₂ NO	5.74
196.0757	196.0757	C ₁₃ H ₁₀ NO	12.11
182.0972	182.0964	C ₁₃ H ₁₂ N	-4.26

Fig. S1 (*continued*)

e) Mfe-290



Measured (M+H) ⁺	Calculated (M+H) ⁺	Molecular formula	Error (ppm)
272.0473	272.0473	C ₁₅ H ₁₁ ClNO ₂	2.47
244.0550	244.0524	C ₁₄ H ₁₁ ClNO	-10.72
238.0801	238.0863	C ₁₅ H ₁₂ NO ₂	25.71
224.0706	224.0706	C ₁₄ H ₁₀ NO ₂	-22.43

Fig. S1 (continued)