

## SUPPORTING INFORMATION

# Accelerated synthesis of Sn-BEA in fluoride media: effect of H<sub>2</sub>O content in the gel

A. V. Yakimov<sup>a</sup>, Y. G. Kolyagin<sup>a,b</sup>, S. Tolborg<sup>c,d</sup>, P. N. R. Vennestrom<sup>c</sup> and I. I. Ivanova<sup>a,b</sup>

<sup>a</sup>Department of Chemistry, Lomonosov Moscow State University, Leninskie gory 1, Moscow, Russia.

<sup>b</sup>A. V. Topchiev Institute of Petrochemical Synthesis RAS, Moscow, Russia.

<sup>c</sup>Haldor Topsøe A/S, Haldor Topsøes Allé 1, DK-2800 Kgs. Lyngby.

<sup>d</sup>Technical University of Denmark, Department of Chemistry, Kemitorvet, DK-2800 Kgs. Lyngby.

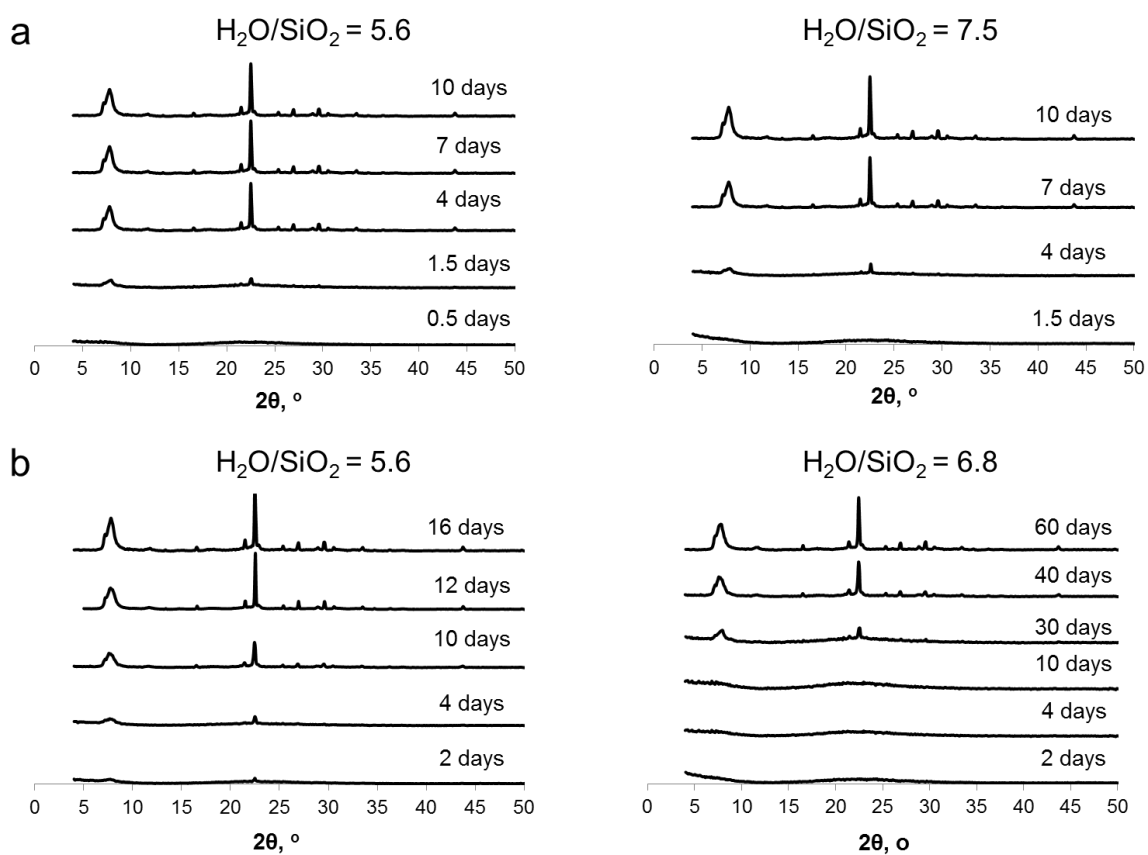


Fig. S1. XRD patterns obtained in the course of crystallization of Sn-BEA/200 (a) and Sn-BEA/100 (b) samples.

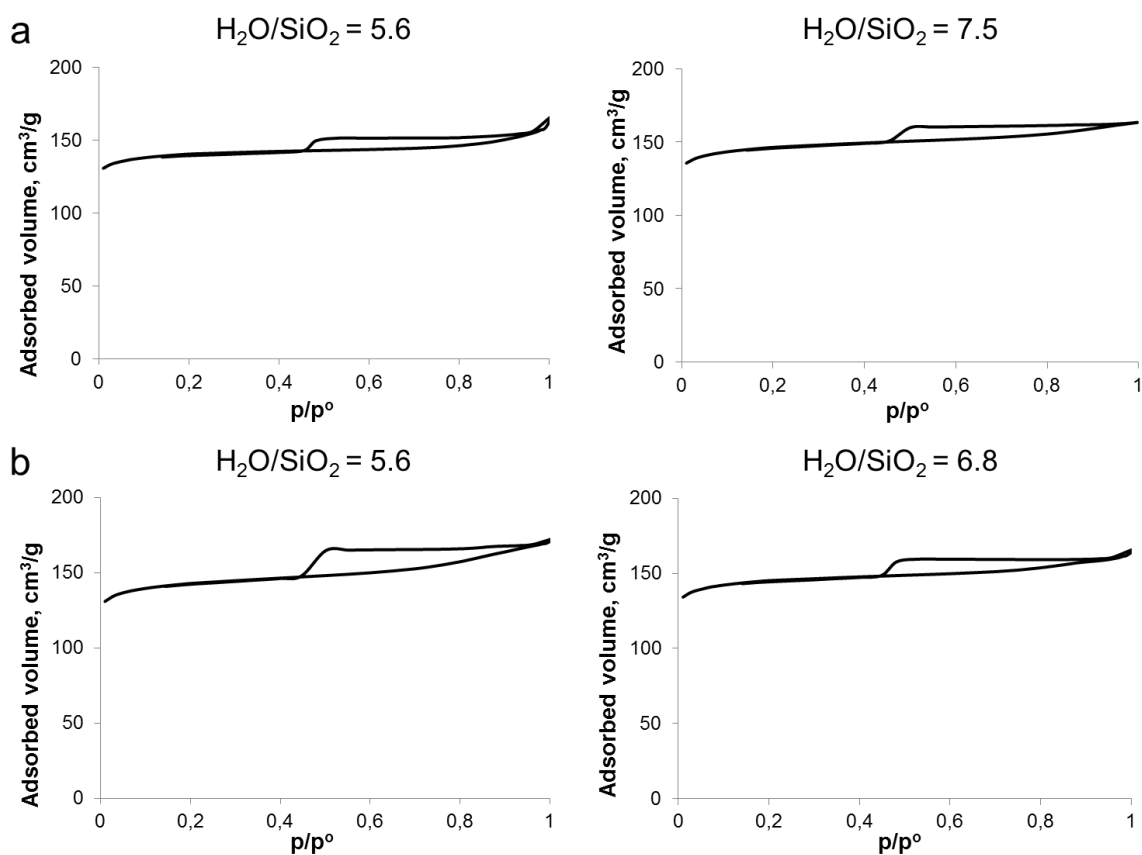


Fig. S2. Isotherms of final products for Sn-BEA/200 (a) and Sn-BEA/100 (b) samples.

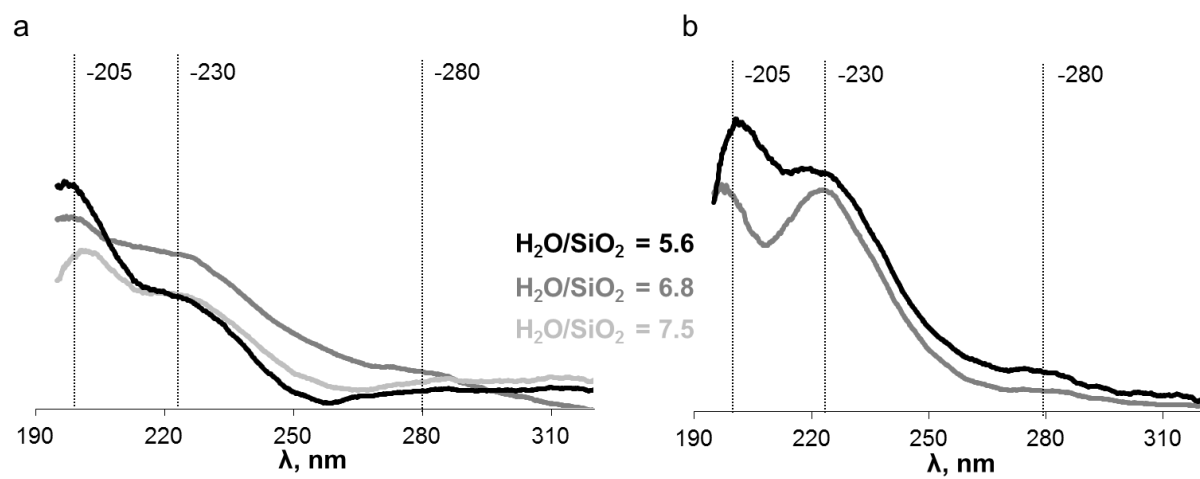


Fig. S3. DRUV spectra of final products for Sn-BEA/200 (a) and Sn-BEA/100 (b) series with different water content in initial gel.