

Supporting Information

Highly Regioselective Synthesis of 4-Tosylthiomorpholine via Intramolecular Cyclization of *N*-Tethered Thioalkenols

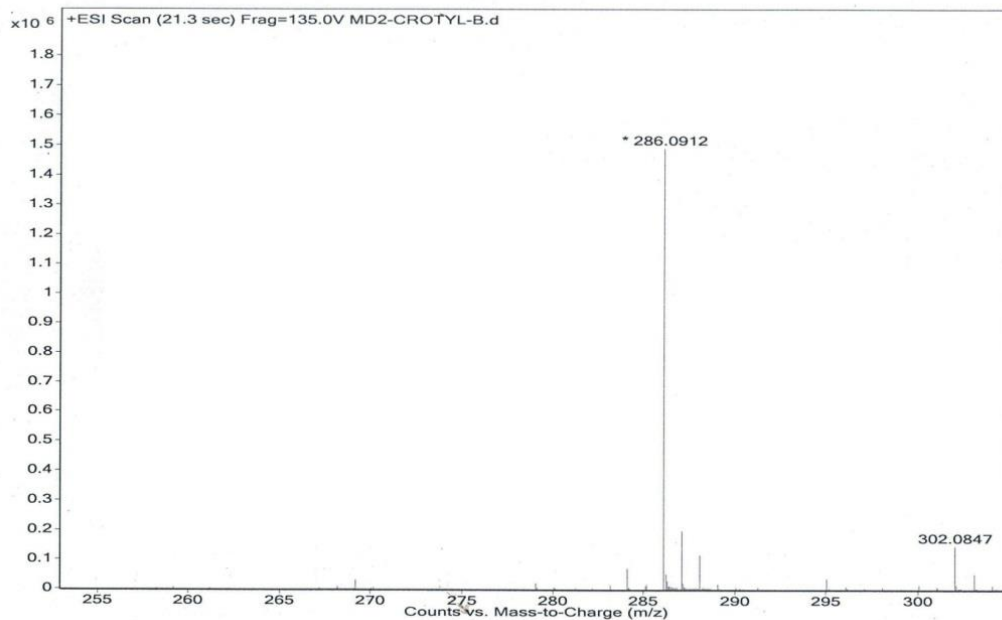
*Manash J. Deka, Upasana Borthakur and Anil K. Saikia**

Contents:

1. HRMS spectra of all compounds	S2-S10
----------------------------------	--------

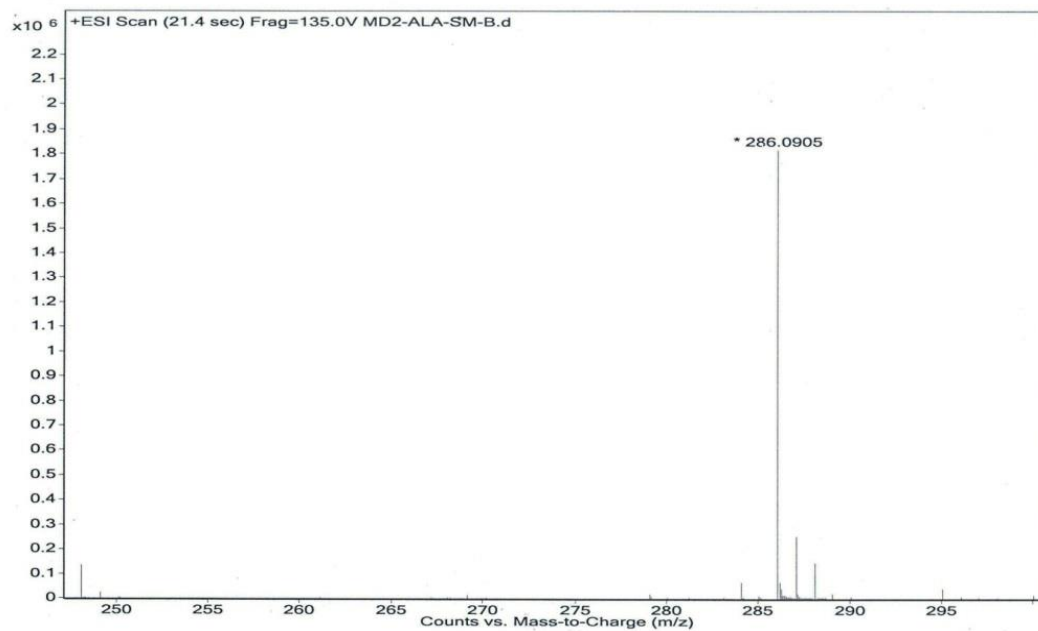
HRMS Spectrum of **1b**

Sample Name	Unavailable	Position	Unavailable	Instrument Name	Unavailable	User Name	Unavailable
Inj Vol	Unavailable	InjPosition	Unavailable	SampleType	Unavailable	IRM Calibration Status	Some Ions Missed
Data Filename	MD2-CROTYL-B.d	ACQ Method		Comment	Sample information is unavailable	Acquired Time	Unavailable



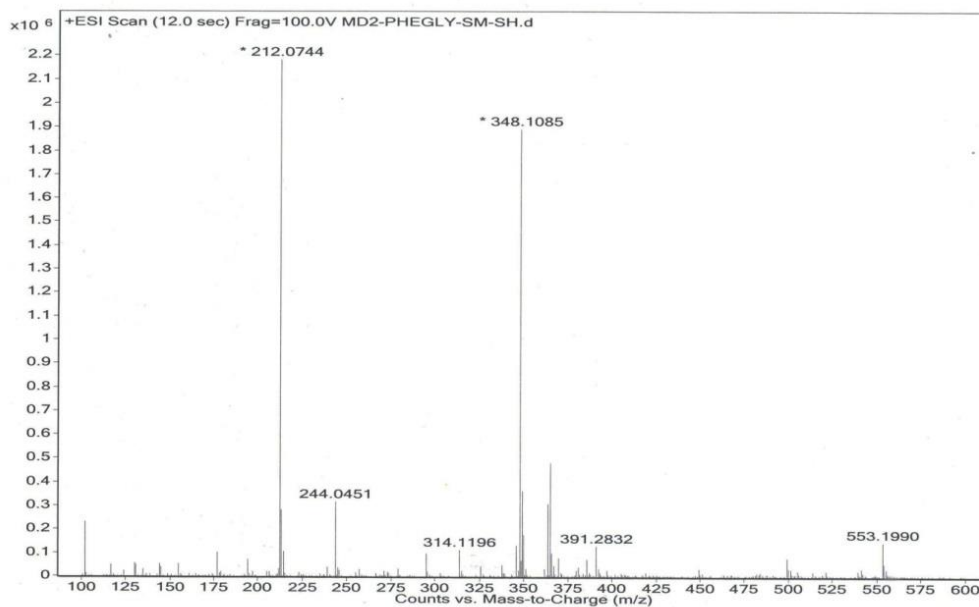
HRMS Spectrum of **1d**

Sample Name	MD2-ALA-SM-B	Position	Vial 1	Instrument Name	Instrument 1	User Name	
Inj Vol	0	InjPosition		SampleType	Sample	IRM Calibration Status	Some Ions Missed
Data Filename	MD2-ALA-SM-B.d	ACQ Method		Comment		Acquired Time	7/21/2016 11:41:58 AM



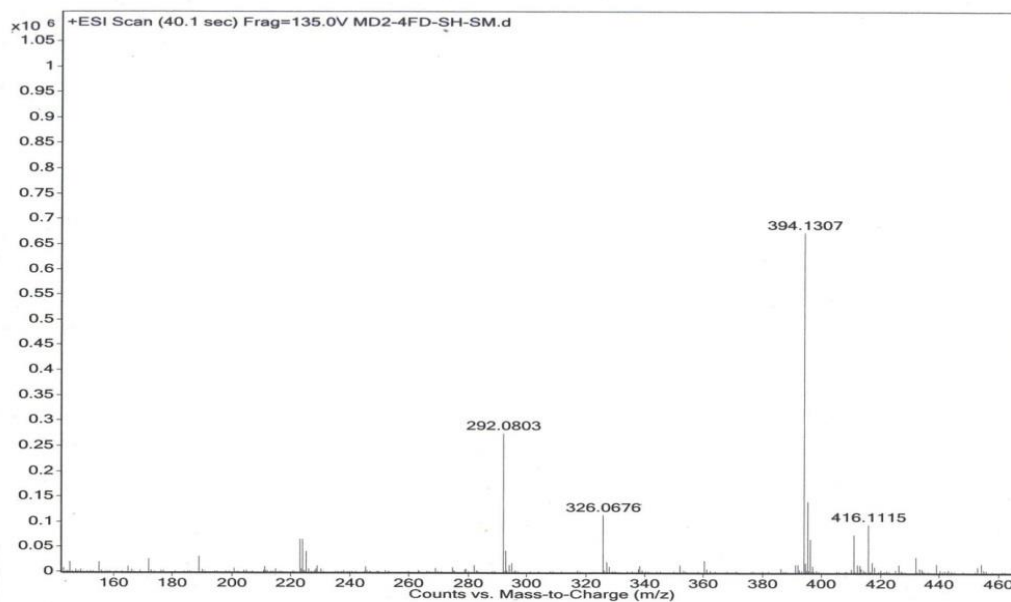
HRMS Spectrum of **1f**

Sample Name	MD2-PHEGLY-SM-SH	Position	Vial 1	Instrument Name	Instrument 1	User Name	
Inj Vol	0	InjPosition		SampleType	Sample	IRM Calibration Status	Some Ions Missed
Data Filename	MD2-PHEGLY-SM-SH.d	ACQ Method		Comment		Acquired Time	2/16/2016 10:44:29 AM



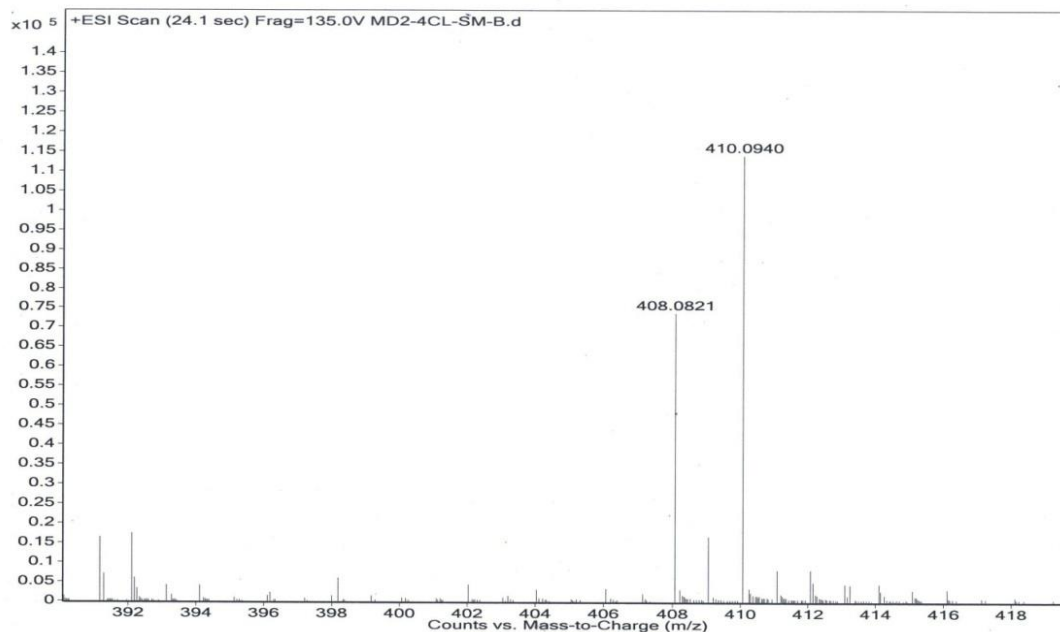
HRMS Spectrum of **1g**

Sample Name	MD2-4FD-SH-SM	Position	Vial 1	Instrument Name	Instrument 1	User Name	
Inj Vol	0	InjPosition		SampleType	Sample	IRM Calibration Status	Some Ions Missed
Data Filename	MD2-4FD-SH-SM.d	ACQ Method		Comment		Acquired Time	12/21/2015 11:33:52 AM



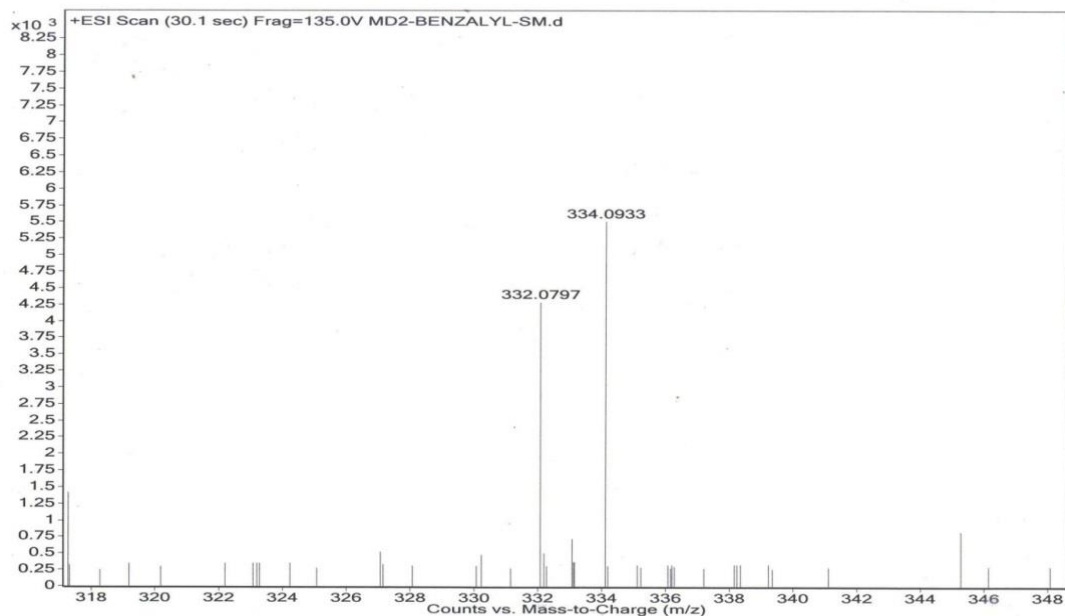
HRMS Spectrum of 1h

Sample Name	Unavailable	Position	Unavailable	Instrument Name	Unavailable	User Name	Unavailable
Inj Vol	Unavailable	InjPosition	Unavailable	SampleType	Unavailable	IRM Calibration Status	Some Ions Missed
Data Filename	MD2-4CL-SM-B.d	ACQ Method		Comment	Sample information is unavailable	Acquired Time	Unavailable



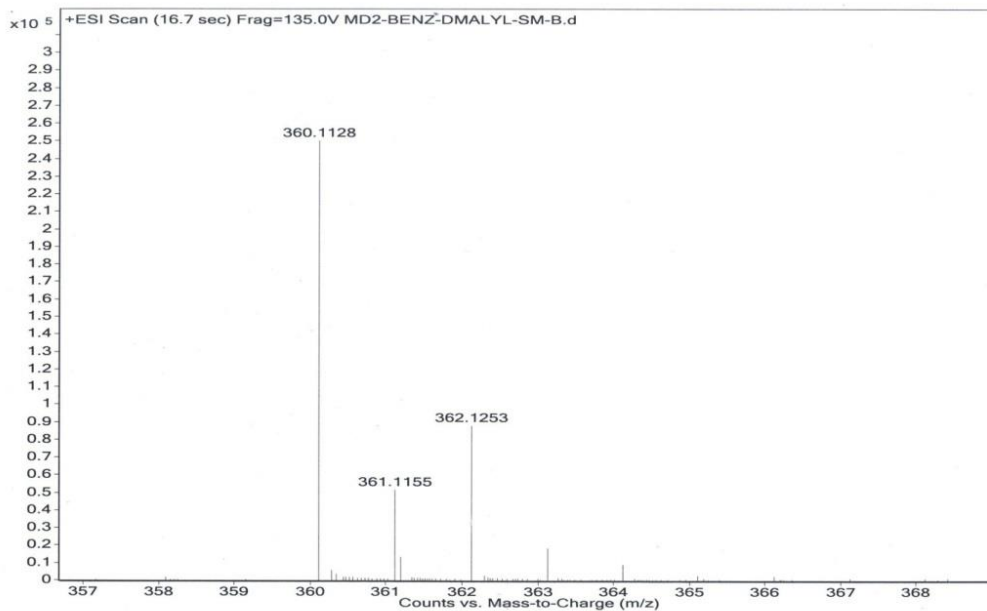
HRMS Spectrum of 1j

Sample Name	Unavailable	Position	Unavailable	Instrument Name	Unavailable	User Name	Unavailable
Inj Vol	Unavailable	InjPosition	Unavailable	SampleType	Unavailable	IRM Calibration Status	Some Ions Missed
Data Filename	MD2-BENZALYL-SM.d	ACQ Method		Comment	Sample information is unavailable	Acquired Time	Unavailable



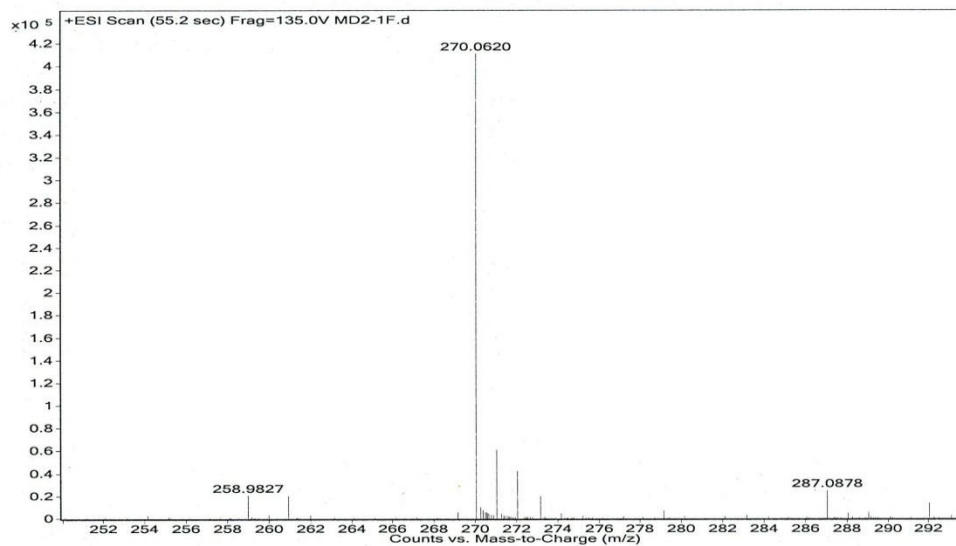
HRMS Spectrum of 1k

Sample Name	Unavailable	Position	Unavailable	Instrument Name	Unavailable	User Name	Unavailable
Inj Vol	Unavailable	InjPosition	Unavailable	SampleType	Unavailable	IRM Calibration Status	All Ions Missed
Data Filename	MD2-BENZ-DMALYL-SM-B	ACQ Method		Comment	Sample information is unavailable	Acquired Time	Unavailable



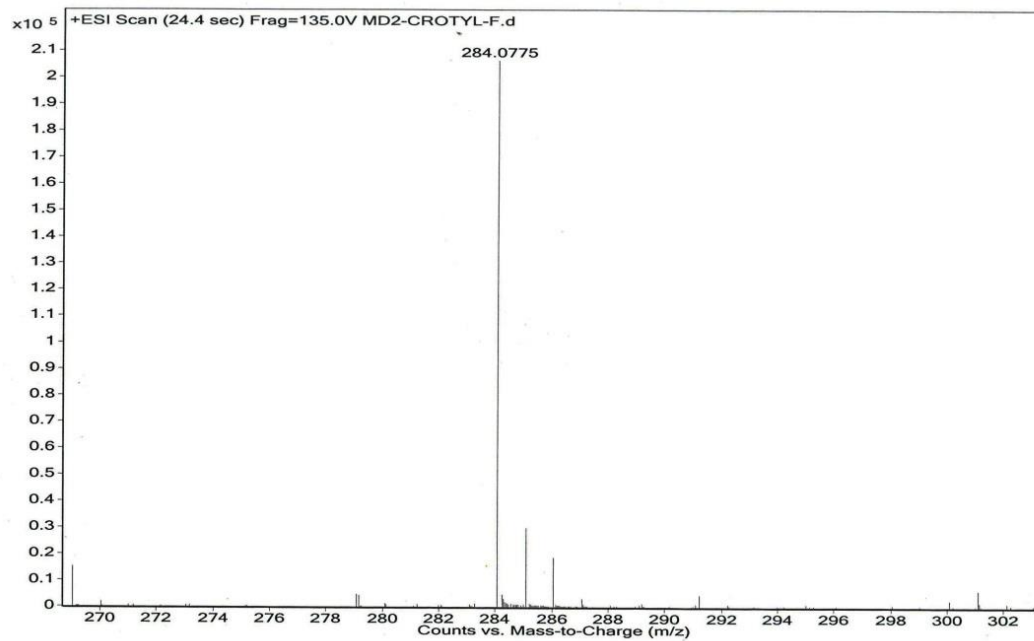
HRMS Spectrum of 2a

Sample Name		Position		Instrument Name		User Name	
Inj Vol		InjPosition		SampleType		IRM Calibration Status	
Data Filename		ACQ Method		Comment		Acquired Time	



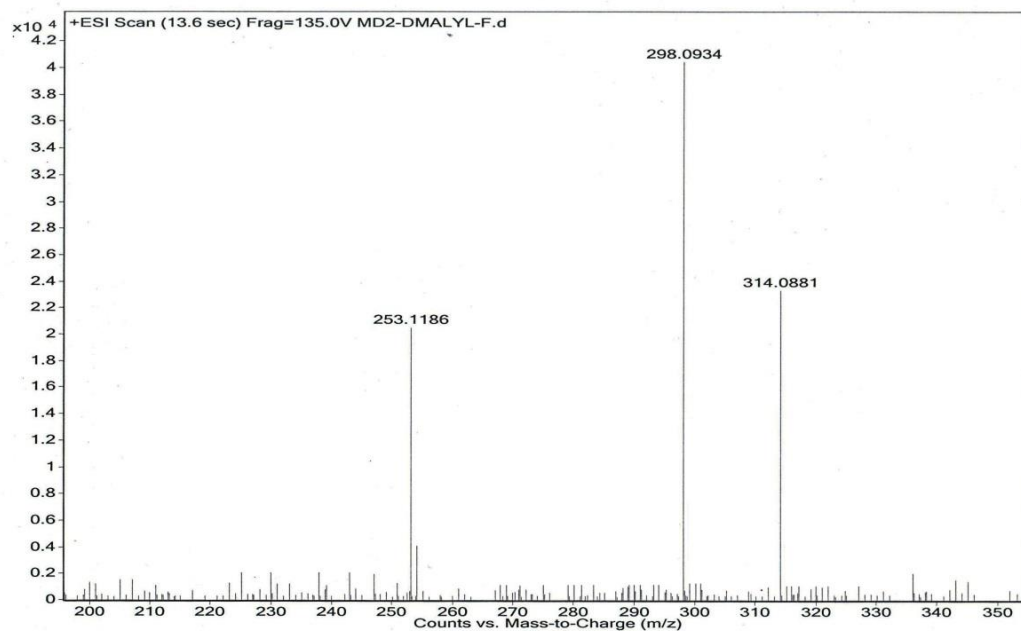
HRMS Spectrum of **2b**

Sample Name	MD2-CROTYL-F	Position	Vial 1	Instrument Name	Instrument 1	User Name	
Inj Vol	0	InjPosition		SampleType	Sample	IRM Calibration Status	Some Ions Missed
Data Filename	MD2-CROTYL-F.d	ACQ Method		Comment		Acquired Time	3/8/2016 11:07:54 AM



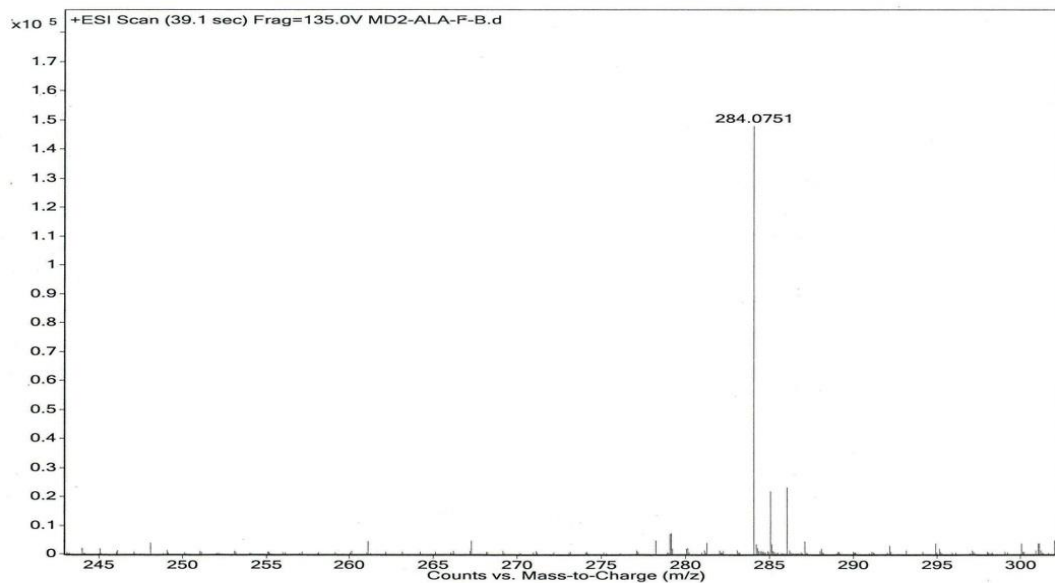
HRMS Spectrum of **2c**

Sample Name	MD2-DMALYL-F	Position	Vial 1	Instrument Name	Instrument 1	User Name	
Inj Vol	0	InjPosition		SampleType	Sample	IRM Calibration Status	Some Ions Missed
Data Filename	MD2-DMALYL-F.d	ACQ Method		Comment		Acquired Time	3/4/2016 4:48:49 PM



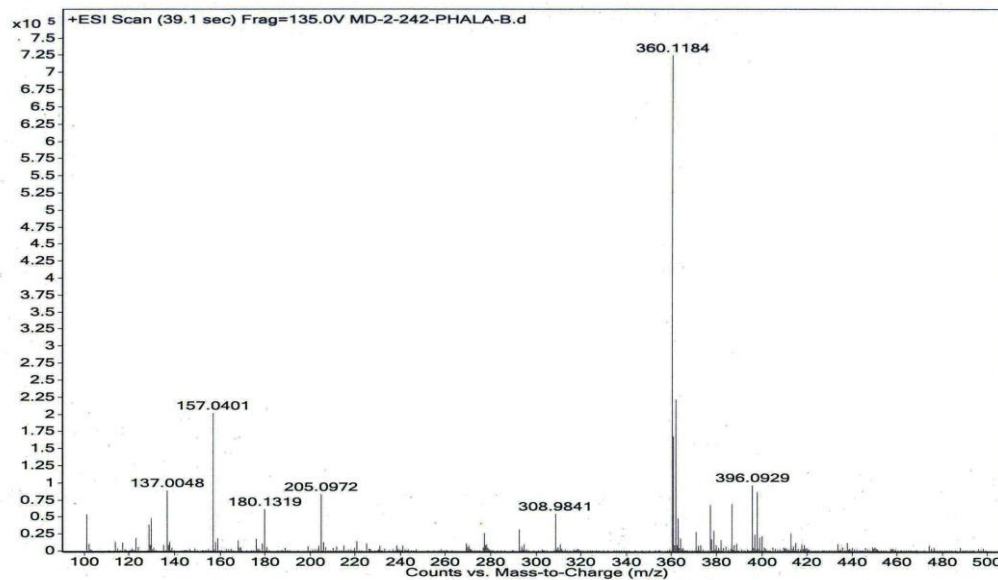
HRMS Spectrum of **2d**

Sample Name	MD2-ALA-F-B	Position	Vial 1	Instrument Name	Instrument 1	User Name	
Inj Vol	0	InjPosition		SampleType	Sample	IRM Calibration Status	All Ions Missed
Data Filename	MD2-ALA-F-B.d	ACQ Method		Comment		Acquired Time	7/21/2016 11:39:27 AM



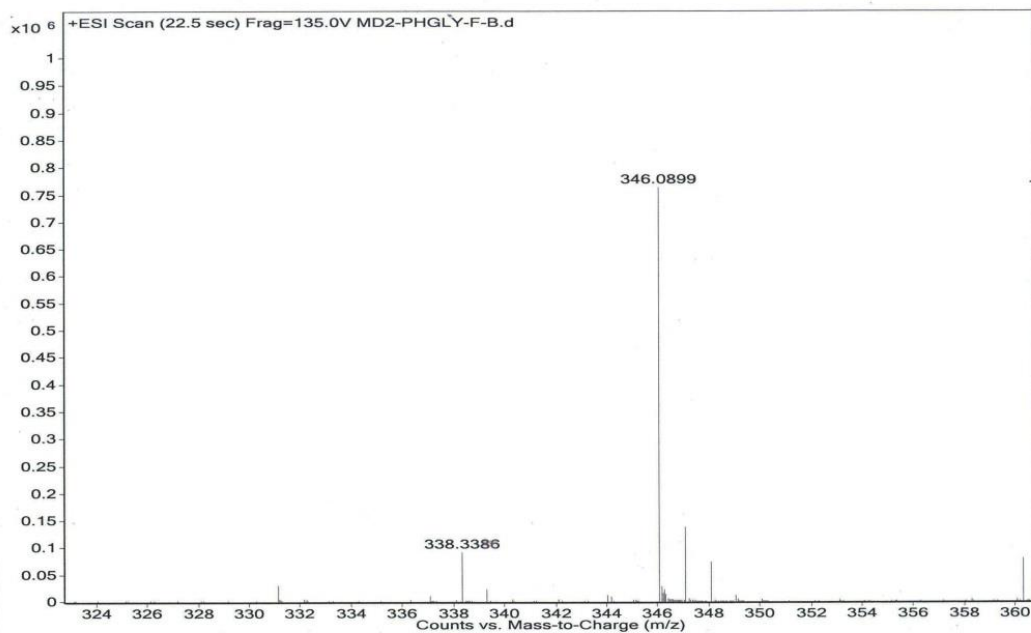
HRMS Spectrum of **2e**

Sample Name		Position		Instrument Name		User Name	
Inj Vol		InjPosition		SampleType		IRM Calibration Status	
Data Filename		ACQ Method		Comment		Acquired Time	



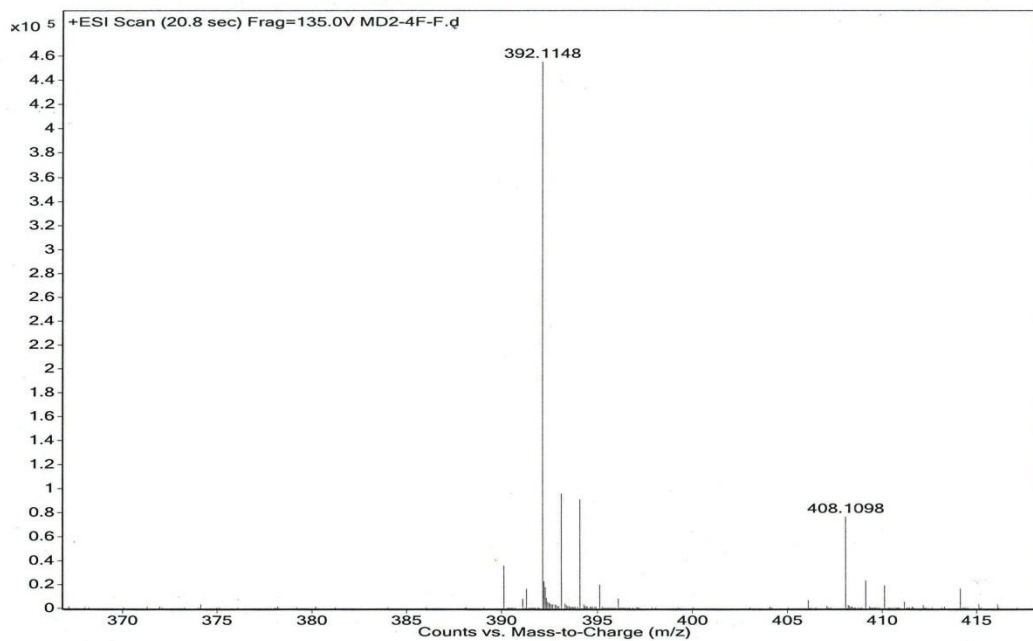
HRMS Spectrum of 2f

Sample Name	Unavailable	Position	Unavailable	Instrument Name	Unavailable	User Name	Unavailable
Inj Vol	Unavailable	InjPosition	Unavailable	SampleType	Unavailable	IRM Calibration Status	All Ions Missed
Data Filename	MD2-PHGLY-F-B.d	ACQ Method		Comment	Sample information is unavailable	Acquired Time	Unavailable



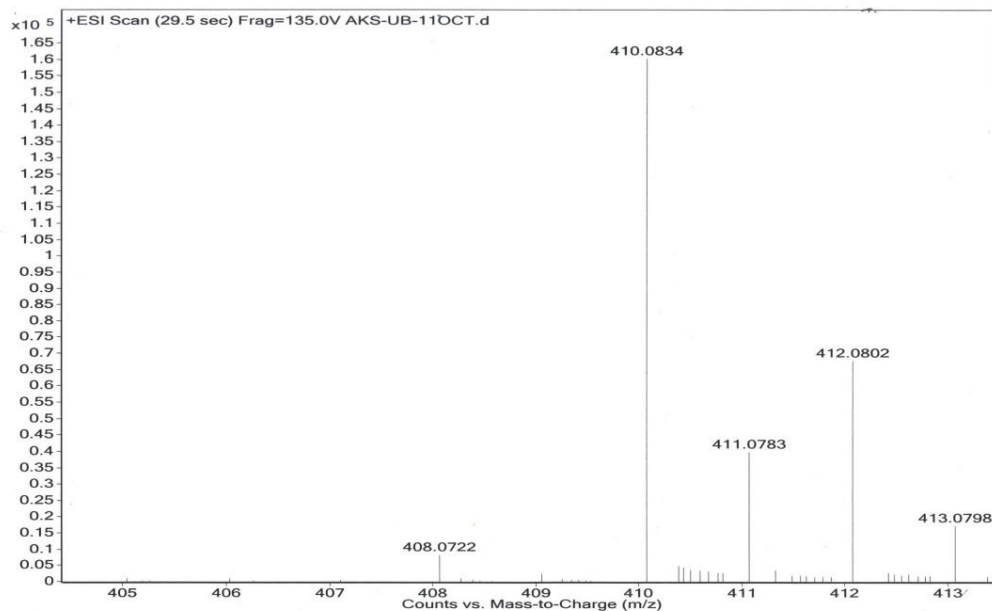
HRMS Spectrum of 2g

Sample Name	MD2-4F-F	Position	Vial 1	Instrument Name	Instrument 1	User Name	
Inj Vol	0	InjPosition		SampleType	Sample	IRM Calibration Status	Some Ions Missed
Data Filename	MD2-4F-F.d	ACQ Method		Comment		Acquired Time	3/8/2016 11:13:42 AM



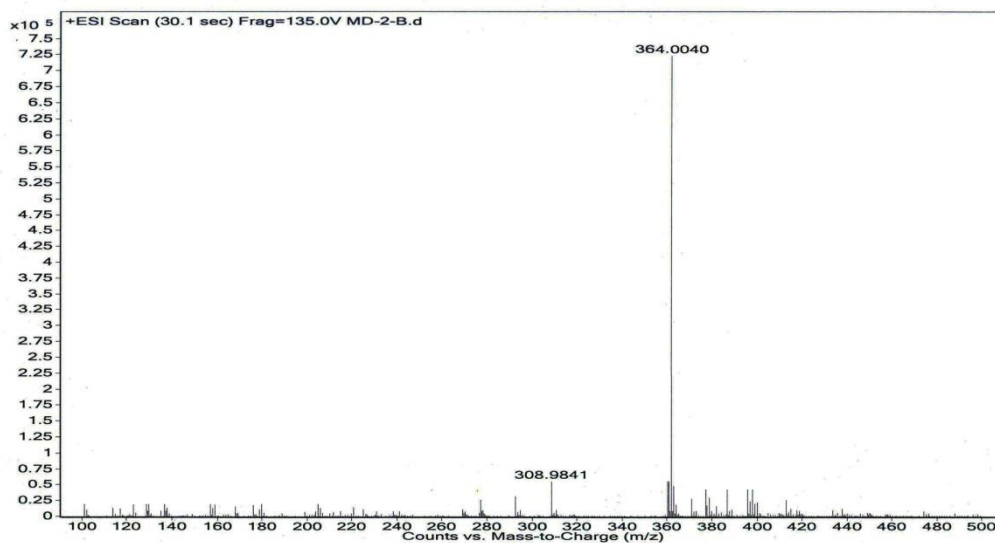
HRMS Spectrum of 2h

Sample Name	Unavailable	Position	Unavailable	Instrument Name	Unavailable	User Name	Unavailable
Inj Vol	Unavailable	InjPosition	Unavailable	SampleType	Unavailable	IRM Calibration Status	Success
Data Filename	AKS-UB-11OCT.d	ACQ Method		Comment	Sample information is unavailable	Acquired Time	Unavailable



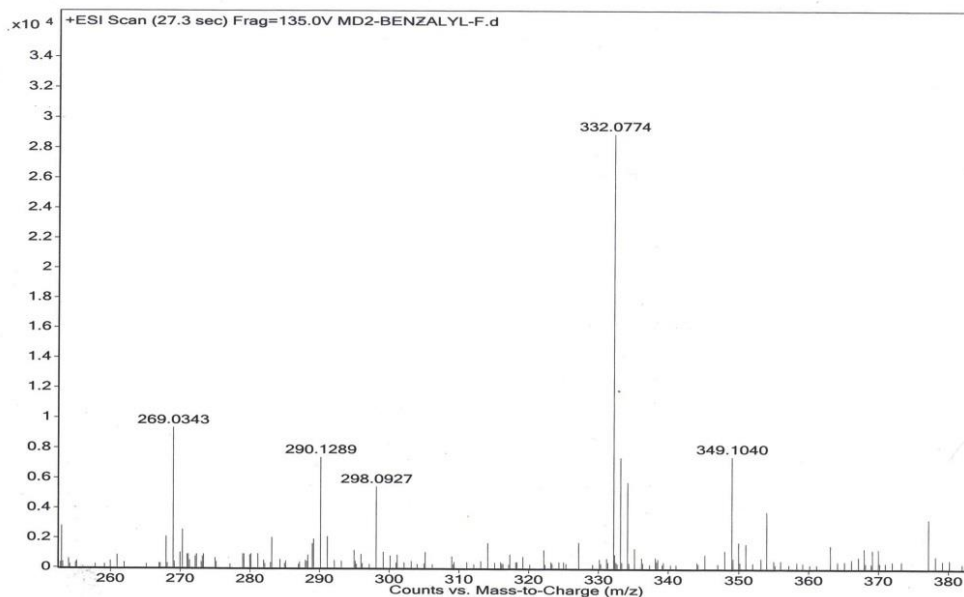
HRMS Spectrum of 2i

Sample Name		Position		Instrument Name		User Name	
Inj Vol		InjPosition		SampleType		IRM Calibration Status	
Data Filename		ACQ Method		Comment		Acquired Time	



HRMS Spectrum of 2k

Sample Name	Unavailable	Position	Unavailable	Instrument Name	Unavailable	User Name	Unavailable
Inj Vol	Unavailable	InjPosition	Unavailable	SampleType	Unavailable	IRM Calibration Status	Some Ions Missed
Data Filename	MD2-BENZALYL-F.d	ACQ Method		Comment	Sample information is unavailable	Acquired Time	Unavailable



HRMS Spectrum of 2l

Sample Name	MD2-BENZDMALYL-F	Position	Vial 1	Instrument Name	Instrument 1	User Name	
Inj Vol	0	InjPosition		SampleType	Sample	IRM Calibration Status	Some Ions Missed
Data Filename	MD2-BENZDMALYL-F.d	ACQ Method		Comment		Acquired Time	3/4/2016 4:57:28 PM

