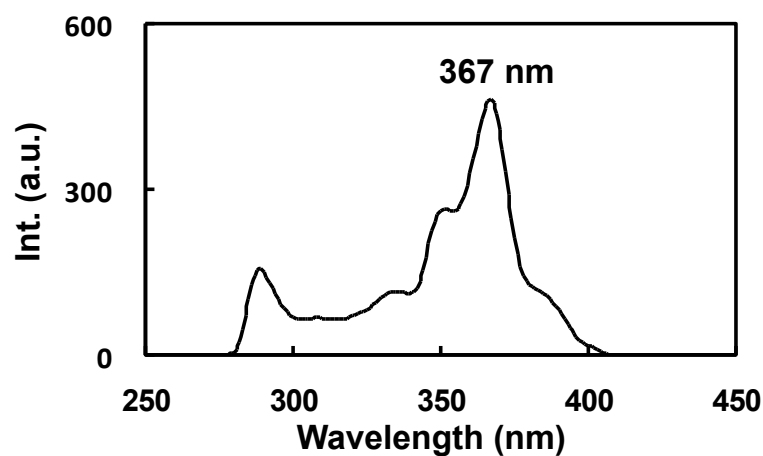
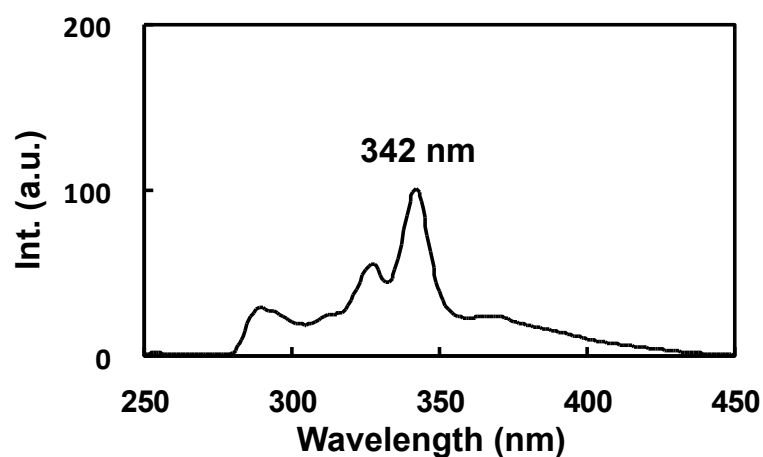


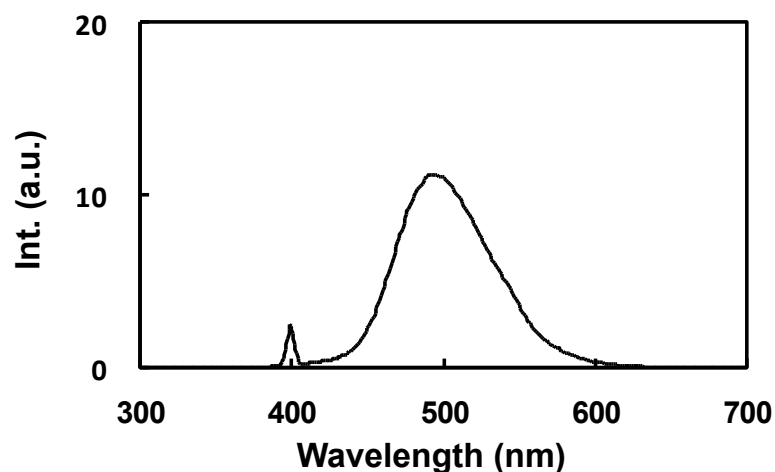
Electronic Supplementary Information for  
Synthesis and fluorescence properties of dioxo-, dithia-, and diselena-[3.3](1,3)pyrenophanes  
Hajime Maeda,\* Masato Hironishi, Rikiya Ishibashi, Kazuhiko Mizuno and Masahito Segi



**Figure S1.** Excitation spectrum of **1** in toluene,  $\lambda_{em} = 400$  nm,  $[1] = 1.0 \times 10^{-5}$  M.



**Figure S2.** Excitation spectrum of **1** in toluene,  $\lambda_{em} = 493$  nm,  $[1] = 1.0 \times 10^{-5}$  M.



**Figure S3.** Fluorescence spectrum of **1** in CH<sub>3</sub>CN,  $\lambda_{ex} = 400$  nm,  $[1] = 1.0 \times 10^{-5}$  M.