



Journal Name

ARTICLE

Electronic Supplementary Information

Light-triggered “on-off” switching of fluorescence based on a naphthopyran-containing compound polymer micelle

Dehua Li,^{a,§} Jinhui Jiang,^{b,§} Qitong Huang,^{b,§} Guang Wang^{*a} Meiduo Zhang,^a and Jianzhong Du^{*b,c}

^a Faculty of Chemistry, Northeast Normal University, Changchun 130024, P R China

^b Department of Polymeric Materials, School of Materials Science and Engineering, Tongji University, 4800 Caoan Road, Shanghai 210804, PR China

^c Shanghai Tenth People's Hospital, Tongji University School of Medicine, Shanghai 200072, China

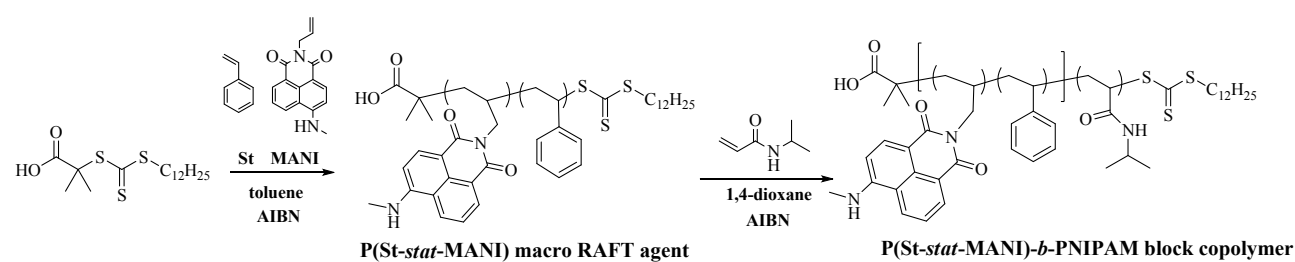


Fig. S 1 Synthesis of P(St-*stat*-MANI)-*b*-PNIPAM diblock copolymer.

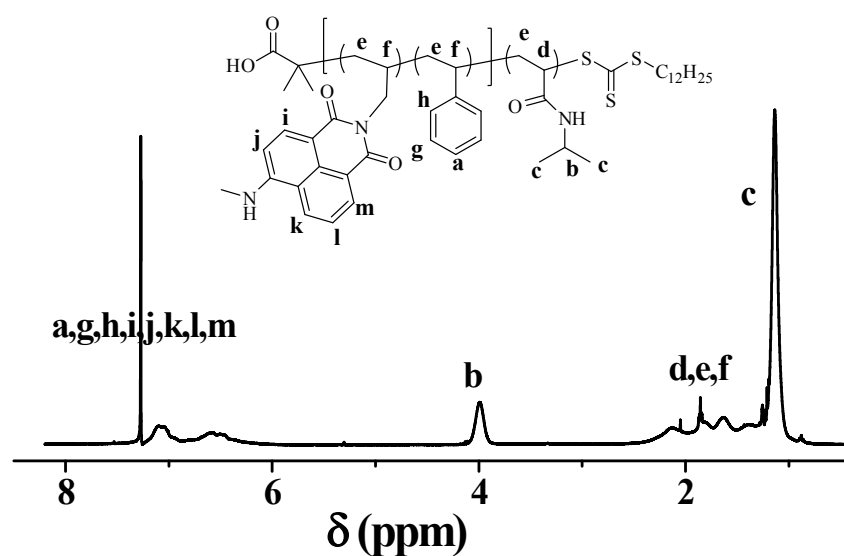


Fig. S 2 ^1H NMR spectrum of P(St-*stat*-MANI)-*b*-PNIPAM diblock copolymer.

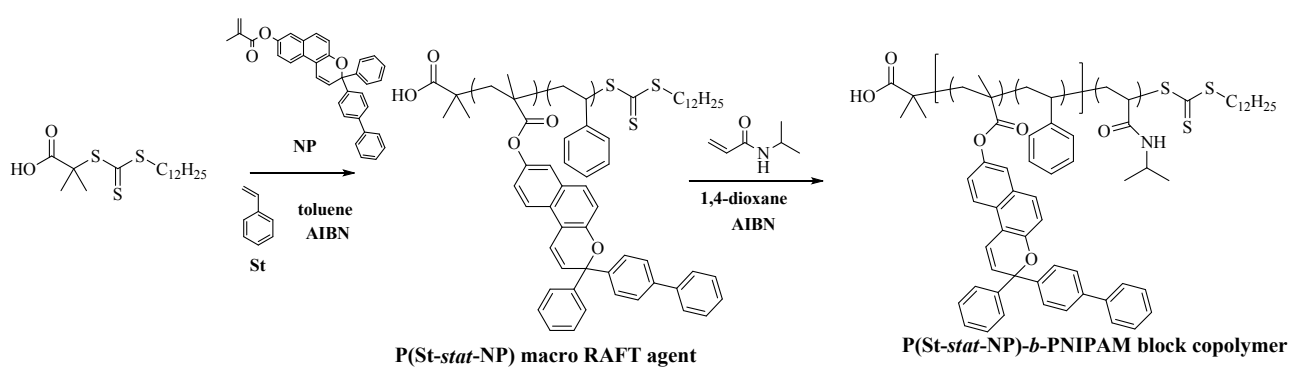


Fig. S 3 Synthesis of P(St-*stat*-NP)-*b*-PNIPAM diblock copolymer.

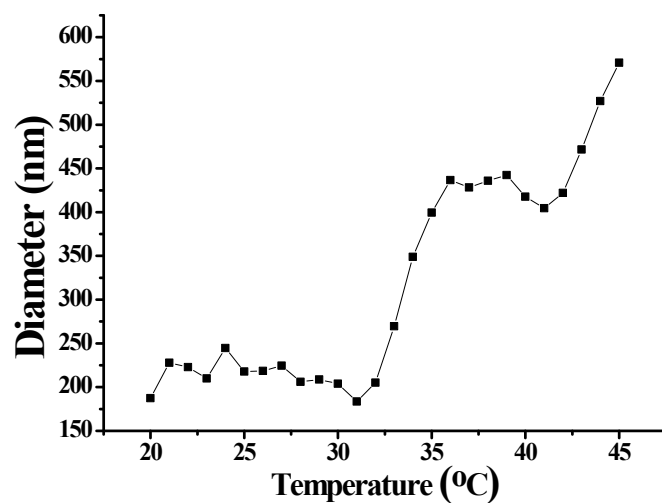


Fig. S 4 The hydrodynamic diameters of compound micelles by increasing temperature from 20 °C to 45 °C.

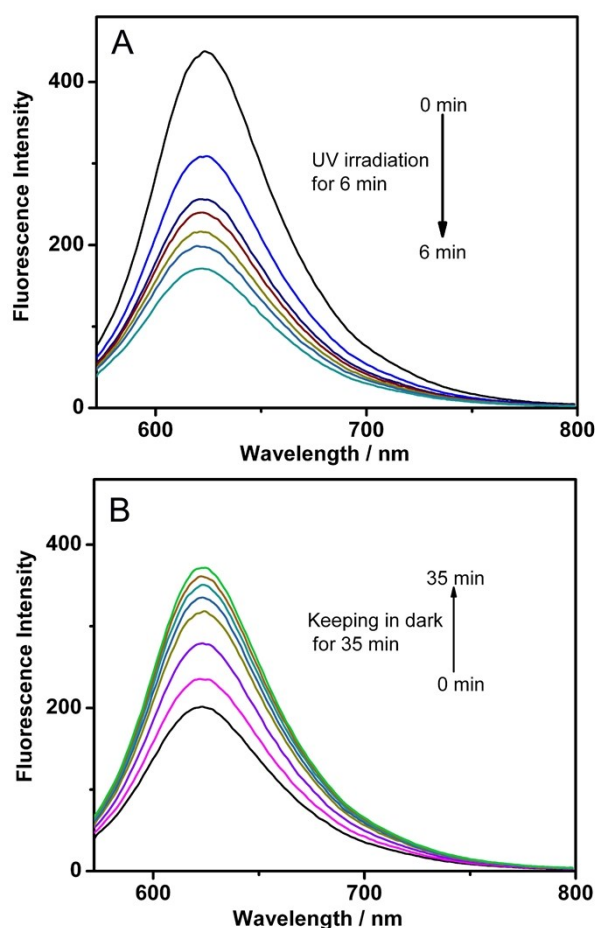


Fig. S 5 Fluorescent emission spectra of polymer micelles solution with encapsulated Nile Red: (A) Nile Red was released under UV (365 nm) irradiation and (B) Nile Red was gradually re-encapsulated into the reorganized micelles after removing UV irradiation.