

Facile Synthesis of Diverse Transition Metal Oxides Nanoparticles and Electrochemical Properties

Hao Zhang^a, Xiaofeng Wang^a, Chengcheng Chen^a, Cuihua An^a, Yanan Xu^a, Yanying

Dong^a, Qiuyu Zhang^a, Yijing Wang^{a, b, *}, Lifang Jiao^a and Huatang Yuan^a

^aCollege of Chemistry, Key Laboratory of Advanced Energy Materials Chemistry (MOE), Nankai University, Tianjin 300071 (P. R. China)

^bCollaborative Innovation Center of Chemical Science and Engineering (Tianjin), Tianjin 300071 (P. R. China)

Corresponding author: E-mail: wangyj@nankai.edu.cn; Fax: +86 22 23503639.

Figure S1. XRD patterns of as-prepared manganese oxides with different reaction time

Table S1. The basic condition of as-prepared nanoparticles.

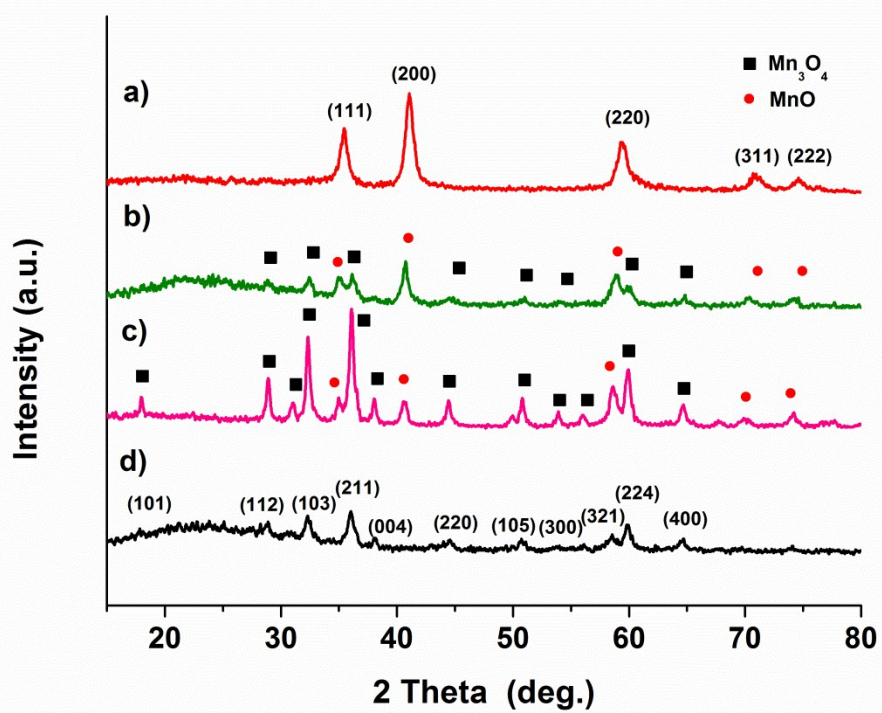








Figure S1. XRD patterns of as-prepared manganese oxides with different reaction time.

Table S1. The basic condition of as-prepared nanoparticles.

Substances	Morphology	Reaction Time	PDF Number	System	HRTEM	Sketch
Mn_3O_4	Nano-capsule	1 min	18-803	Tetragonal		
Fe_3O_4	Quantum dot	3 h	2-1035	Cubic		
CoO	Nano-Cube	12 h	48-1719	Cubic		
NiO	Nano-flower	12 h	78-423	Cubic	