

**Electronic Supplementary Information**

**Evolution of iron species for promoting  
catalytic performance of FeZSM-5 in  
phenol oxidation**

Lei Luo<sup>a</sup>, Chengyi Dai<sup>a</sup>, Anfeng Zhang<sup>a</sup>, Junhu Wang<sup>b</sup>, Chunshan Song<sup>ac\*</sup> and

Xinwen Guo<sup>a\*</sup>

<sup>a</sup> State Key Laboratory of Fine Chemicals, PSU-DUT Joint Center for Energy  
Research, School of Chemical Engineering, Dalian University of Technology, Dalian  
116024, P. R. China. E-mail: [guoxw@dlut.edu.cn](mailto:guoxw@dlut.edu.cn)

<sup>b</sup> Mössbauer Effect Data Center, Dalian Institute of Chemical Physics, Chinese  
Academy of Sciences, Dalian 116023, China.

<sup>c</sup> EMS Energy Institute, PSU-DUT Joint Center for Energy Research and Department  
of Energy & Mineral Engineering, Pennsylvania State University, University Park,  
Pennsylvania 16802, United States. E-mail: [csong@psu.edu](mailto:csong@psu.edu)

### 1 TGA curves of N40 and A40.

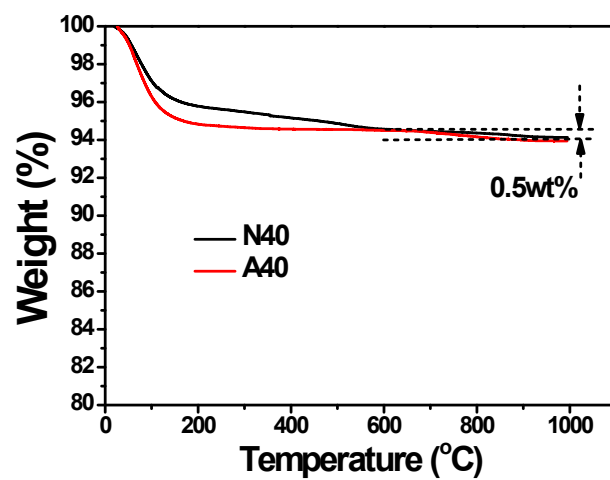


Fig. S1. TGA curves of N40 and A40. Measurement condition: air atmosphere, 10 °C/min.

### 2 Deconvolution of UV-Vis spectra of N40 and A40.

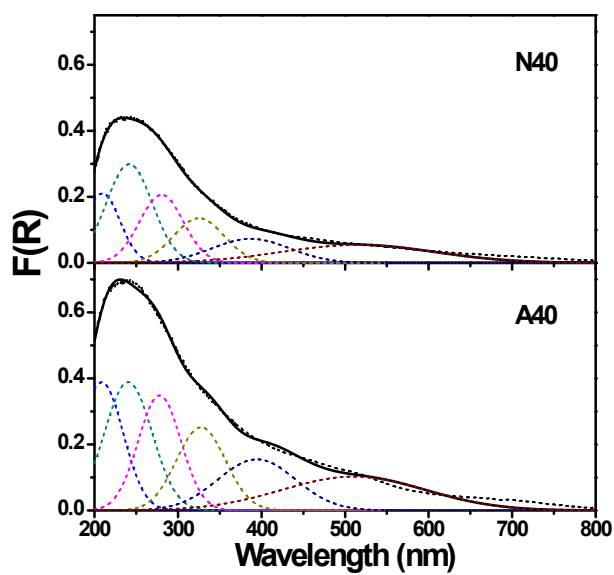


Fig. S2. Deconvolution of UV-Vis spectra of N40 and A40.

### 3 Influence of thermal treatment temperature of catalytic activity of N40 for phenol oxidation.

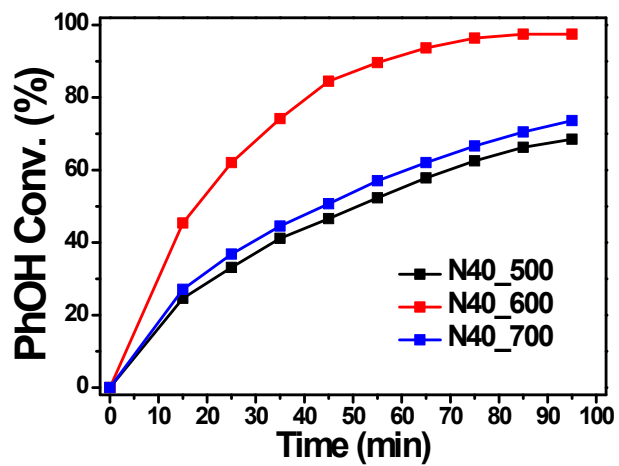


Fig. S3. Influence of thermal treatment temperature of catalytic activity of N40 for phenol oxidation.