

*Electronic Supplementary Information for:*

**MOF-derived Ni<sub>x</sub>Co<sub>1-x</sub>(OH)<sub>2</sub> composite microspheres for  
high-performance supercapacitors**

Shuhua He,<sup>ab</sup> Zhangpeng Li,<sup>a</sup> Jinqing Wang,<sup>a\*</sup> Ping Wen,<sup>c</sup> Jiechang Gao,<sup>d</sup> Limin Ma,<sup>a</sup>  
Zhigang Yang<sup>a</sup> and Shengrong Yang<sup>a\*</sup>

<sup>a</sup> State Key Laboratory of Solid Lubrication, Lanzhou Institute of Chemical Physics,  
Chinese Academy of Sciences, Lanzhou 730000, P.R. China

<sup>b</sup> University of Chinese Academy of Sciences, Beijing 100080, P.R. China


<sup>c</sup> Department of Chemistry and Chemical Engineering, Baoji University of Arts and  
Sciences, Baoji, Shanxi 721013, P.R. China.

<sup>d</sup> College of Materials Science and Engineering, Lanzhou University of Technology,  
Lanzhou 730050, P.R. China.

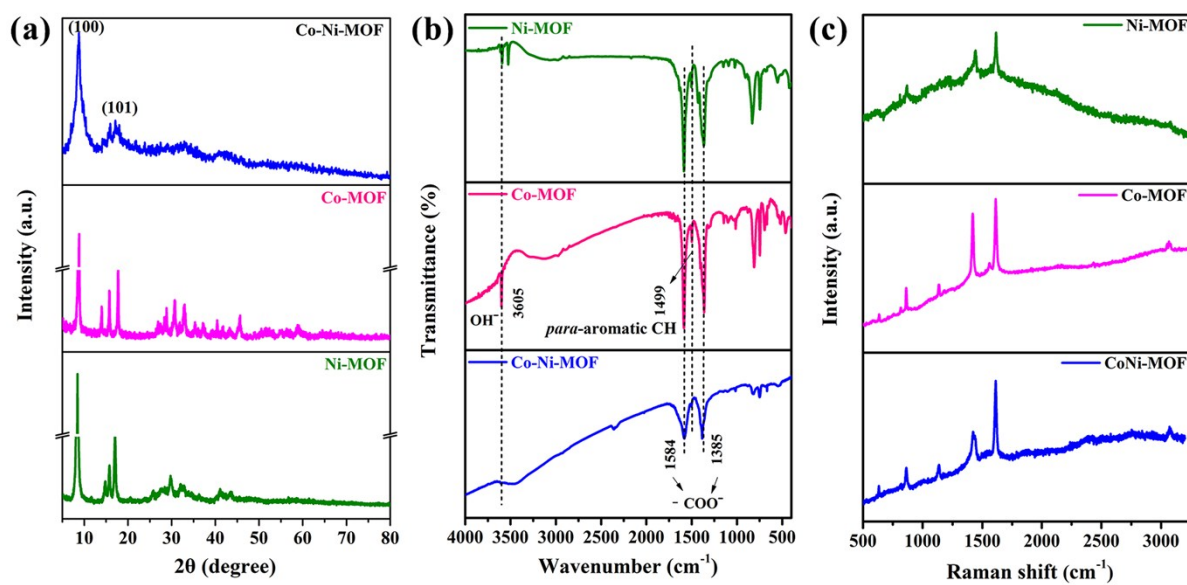
\*Corresponding authors: jqwang@licp.cas.cn (J. Wang), sryang@licp.cas.cn (S.  
Yang).

Tel.: +86 931 4968076

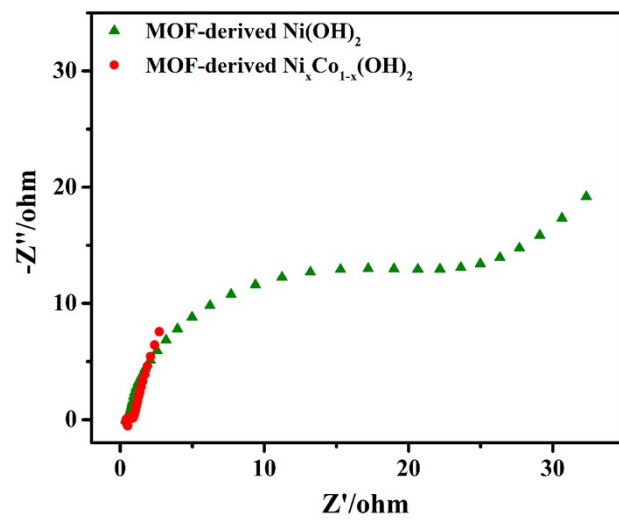
Fax: +86 931 8277088.



**Fig. S1** SEM images of Co-Ni-MOF



**Fig. S2** (a) XRD patterns, (b) FT-IR spectra and (c) Raman spectra of Co-Ni-MOF, Co-MOF and Ni-MOF.



**Fig. S3** Impedance plots of MOF-derived  $\text{Ni}(\text{OH})_2$  and MOF-derived  $\text{Ni}_x\text{Co}_{1-x}(\text{OH})_2$  composite.