

Supplementary data

ICG-conjugated Magnetic Graphene Oxide for Dual Photothermal and Photodynamic Therapy

Ismail Ocsoy,^{1,2,3} Nuran Isiklan,⁴ Sena Cansiz,¹ Nalan Özdemir⁵ and Weihong Tan^{1*}*

¹Center for Research at the Bio/Nano Interface, Department of Chemistry and Shands Cancer Center, UF Genetics Institute and McKnight Brain Institute, University of Florida, Gainesville, Florida, 32611*


²Department of Analytical Chemistry, Faculty of Pharmacy, Erciyes University, Kayseri, 38039 Turkey

³Nanotechnology Research Center (ERNAM), Erciyes University, Kayseri, 38039 Turkey

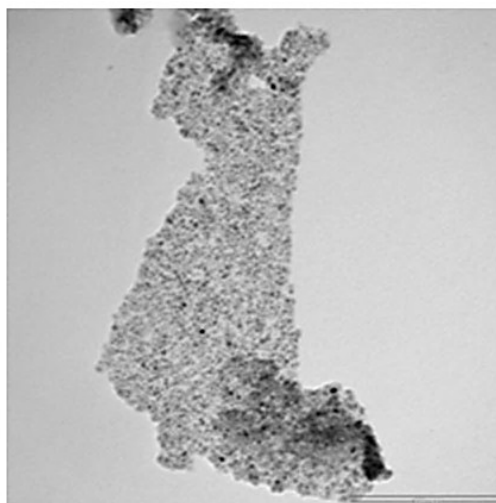
⁴Department of Chemistry, Science and Arts Faculty, Kırıkkale University, Kırıkkale, 7100 Turkey

⁵Department of Chemistry, Faculty of Science, Erciyes University, Kayseri, 38039 Turkey

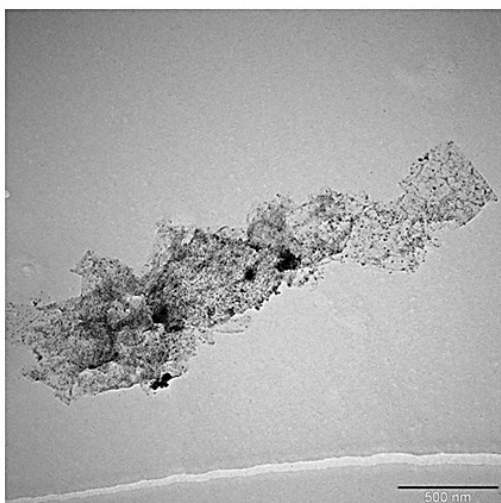
A



B



C



D

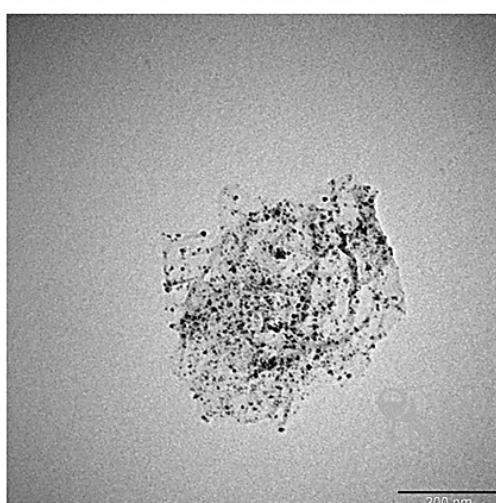


Figure S1. TEM images of mGO with different weight ratios of $\text{Fe}(\text{acac})_3/\text{GO}$. A) 5:1, B) 4:1, C) 3:1 and D) 2:1.

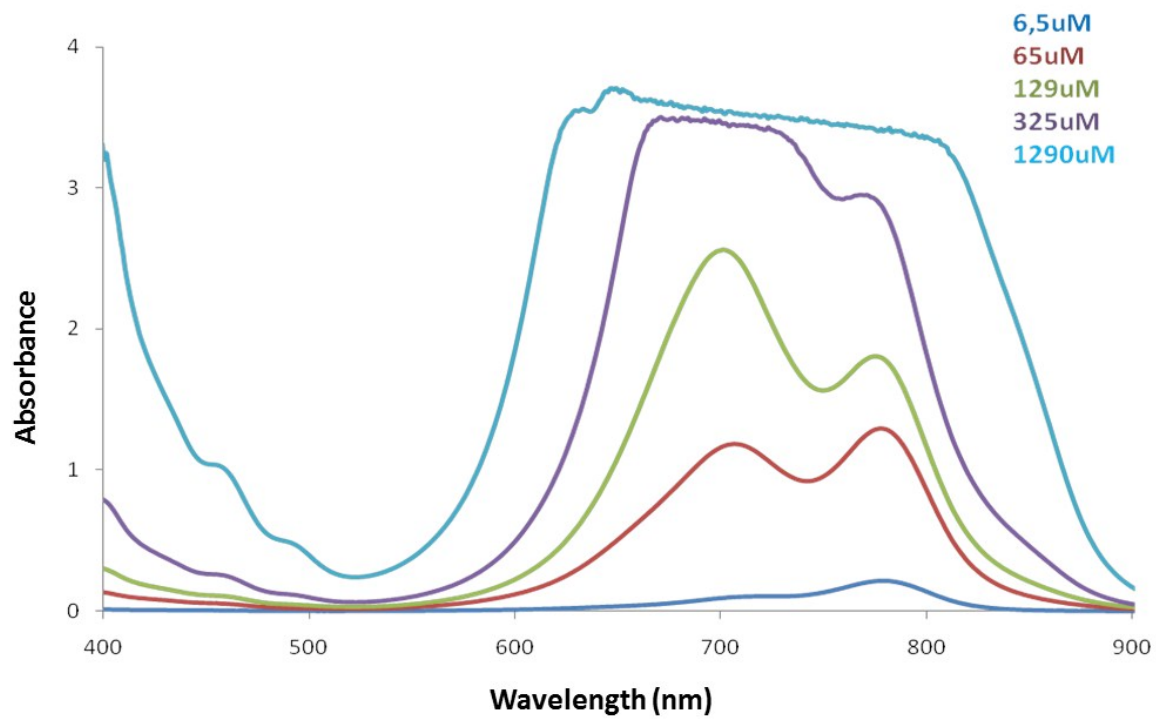


Figure S2. ICG concentration-dependent absorption spectra.

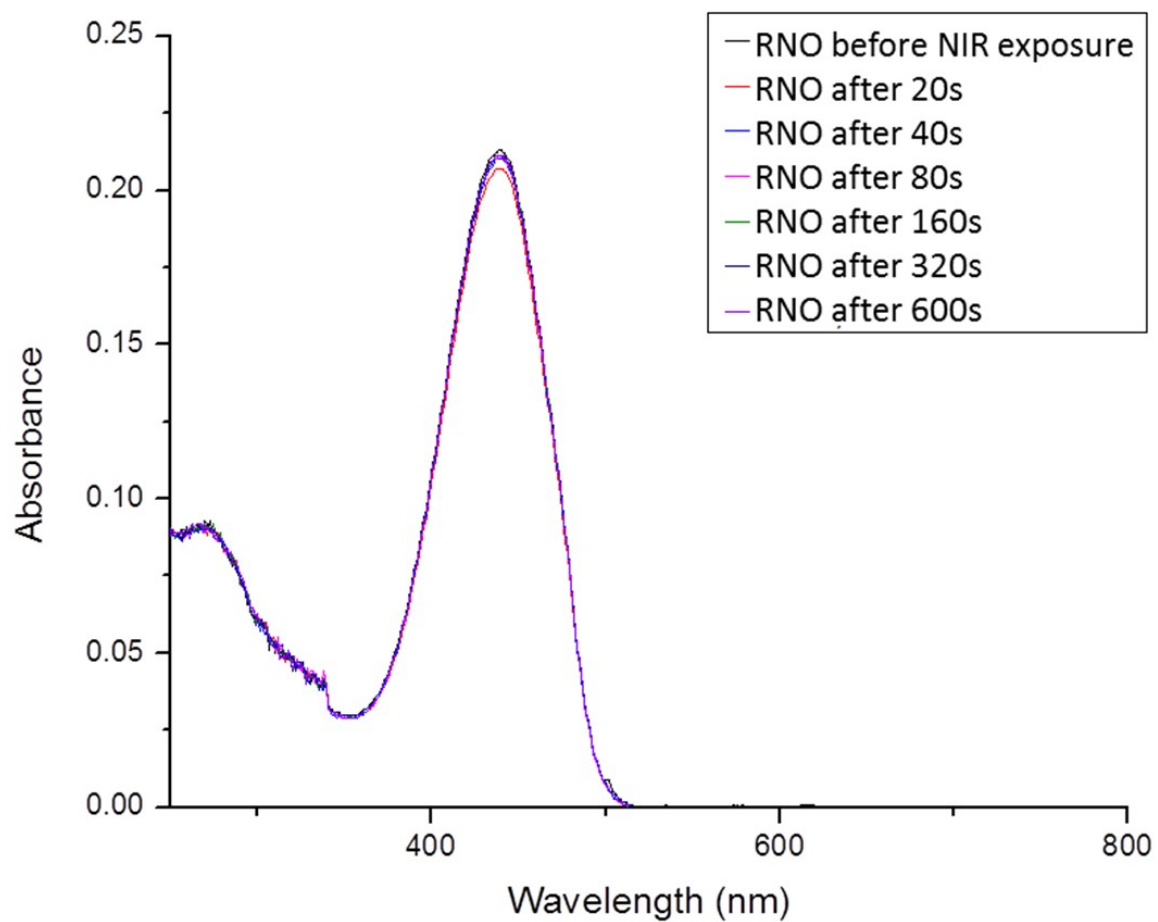


Figure S3. RNO absorption spectra recorded after time increments of NIR laser irradiation.

- [37] H. P. Cong, J. J. He, Y. Lu, S. H. Yu, *Small*. **2010**, 6, 169–173.