

Electronic Supplementary Information

Rapid Extraction of Uranium Ions from Seawater Using Novel Porous Polymeric Adsorbents

Youngho Sohn^{a,§}, Jeehye Byun^{b,§}, Hasmukh. A. Patel^b, Woojin. Lee^{c,}, Cafer. T. Yavuz^{b,d,*}*

Y. Sohn

^aDepartment of Nuclear and Quantum Engineering, Korea Advanced Institute of Science and Technology (KAIST), Daejeon, 305-701 Korea

J. Byun

^bGraduate School of Energy, Environment, Water and Sustainability (EEWS), Korea Advanced Institute of Science and Technology (KAIST), Daejeon, 305-701 Korea

Dr. H. A. Patel

^bGraduate School of Energy, Environment, Water and Sustainability (EEWS), Korea Advanced Institute of Science and Technology (KAIST), Daejeon, 305-701 Korea

Dr. W. Lee

^cDepartment of Civil and Environmental Engineering, Korea Advanced Institute of Science and Technology (KAIST), Daejeon, 305-701 Korea

Dr. C. T. Yavuz

^bGraduate School of Energy, Environment, Water and Sustainability (EEWS), ^dDepartment of Chemistry, Korea Advanced Institute of Science and Technology (KAIST), Daejeon, 305-701 Korea

E-mail: woojin_lee@kaist.ac.kr (W. Lee); yavuz@kaist.ac.kr (C.T. Yavuz)

Figure S1. Thermogravimetric analysis of PIM-1 and amidoxime PIM-1 measured under N₂ atmosphere.

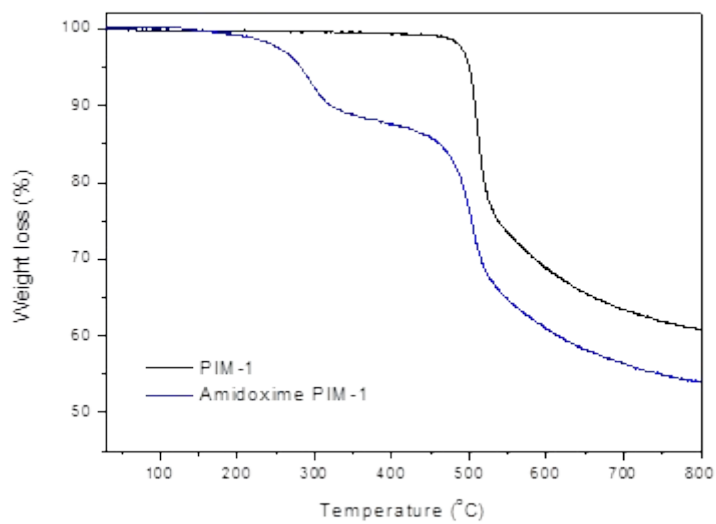


Figure S2. FTIR spectra of amidoxime PIM-1 under different pH conditions.

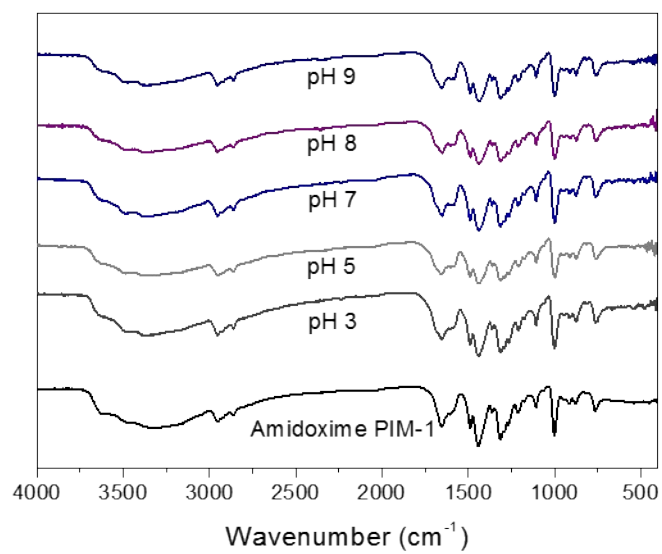


Figure S3. BET linear plot of amidoxime PIM-1 at $P/P_0=0.01-0.07$.

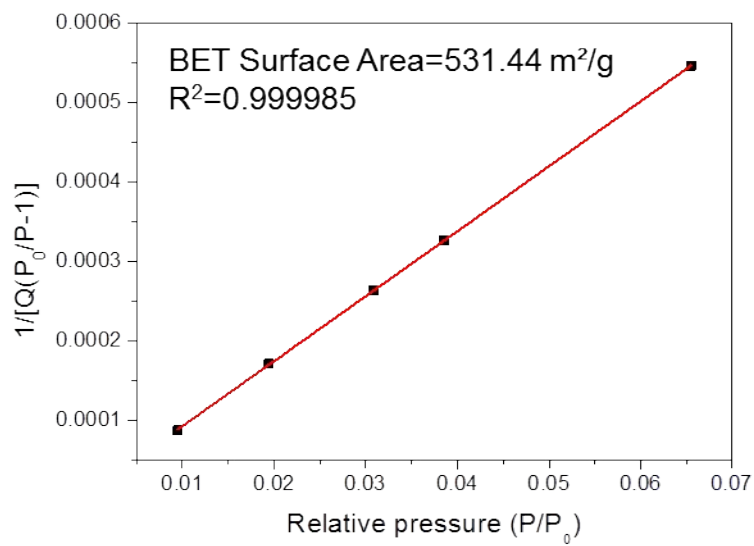


Table S1. Elemental analysis of PIM-1 and amidoxime PIM-1.

	% C		% H		% N		% O	
	Theo	Exp	Theo	Exp	Theo	Exp	Theo	Exp
PIM-1	75	75.1	5.2	4.4	6	6.3	13.8	14.5
Amidoxime-PIM-1	65.7	62.7	5.6	4.8	10.6	10.1	18.1	23.3