

Antimicrobial hydrogels based on autoclaved poly(vinyl alcohol) and poly(methyl vinyl ether-*alt*-maleic anhydride) mixtures for wound care applications

Enrica Caló,^a Joao M.S. de Barros,^a Mar Fernández-Gutiérrez,^{b,c} Julio San Román,^{b,c} Lucy Ballamy,^d Vitaliy V. Khutoryanskiy^a

^aReading School of Pharmacy, University of Reading, Reading, Berkshire, RG6 6AD, United Kingdom

^bInstitute of Polymer Science and Technology, CSIC, C/Juan de la Cierva 3, Madrid 28006, Spain

^cCIBER-BBN, C/ Monforte de Lemos 3-5, Madrid 28029, Spain

^dConvaTec UK Ltd, First Avenue-Deeside Industrial Park, Flintshire CH5 2NU, Wales, United Kingdom.

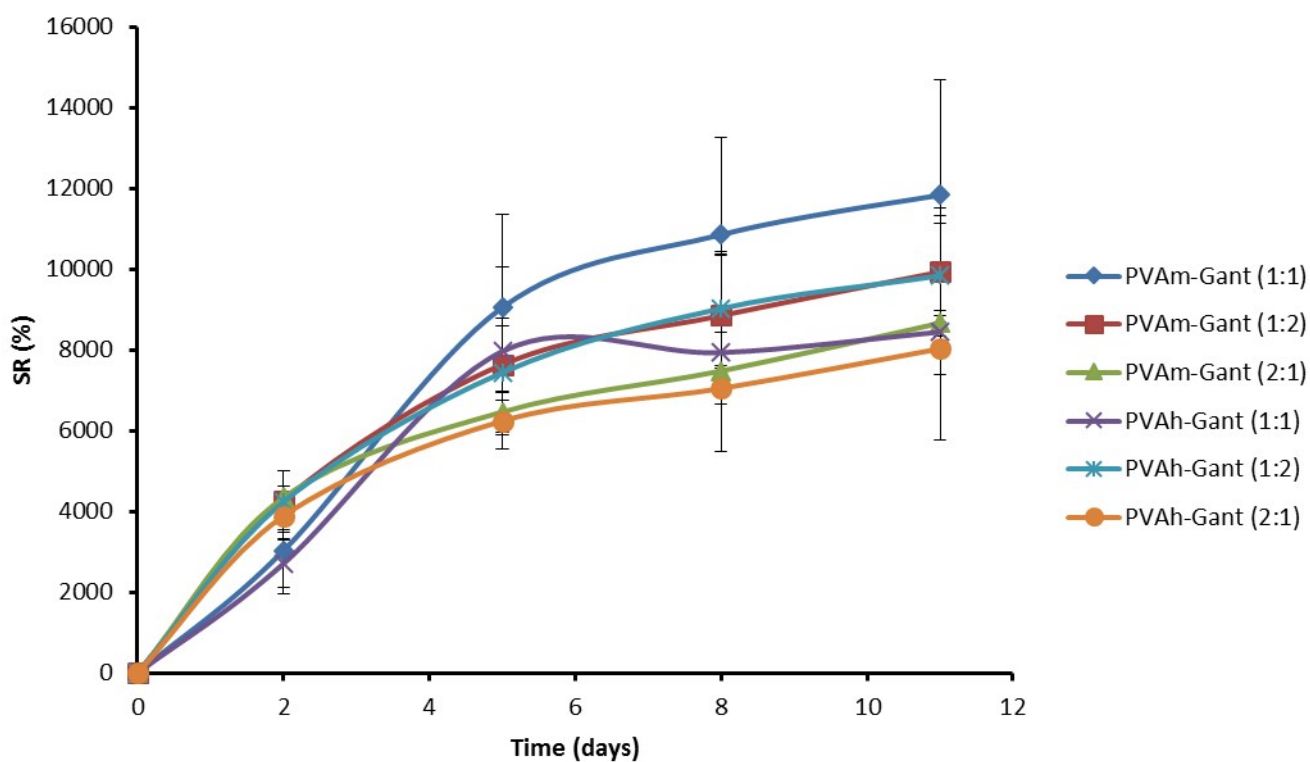


Fig. S1. Swelling kinetics for PVAm-Gant and PVAh-Gant autoclaved hydrogels in deionized water.

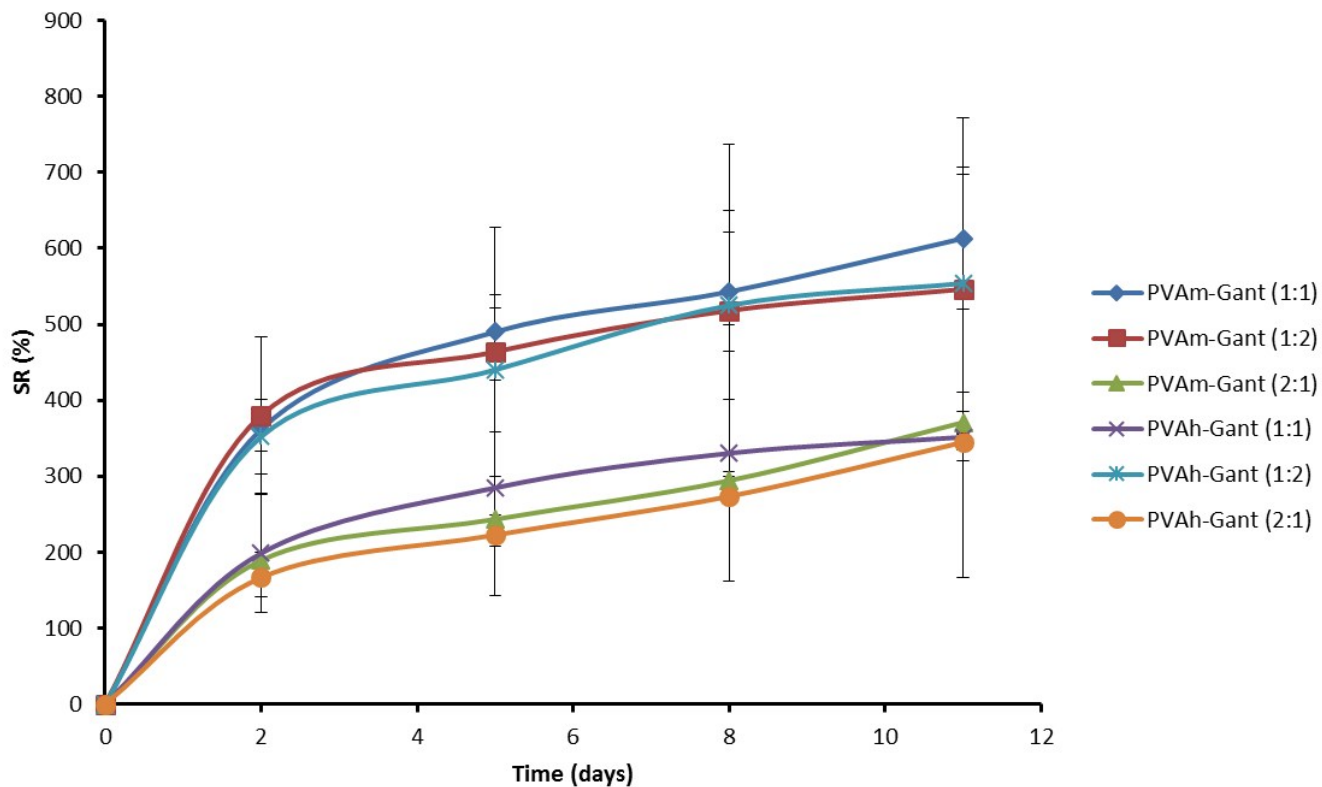


Fig. S2. Swelling kinetics for PVAm-Gant and PVAh-Gant autoclaved hydrogels in simulated wound fluid.

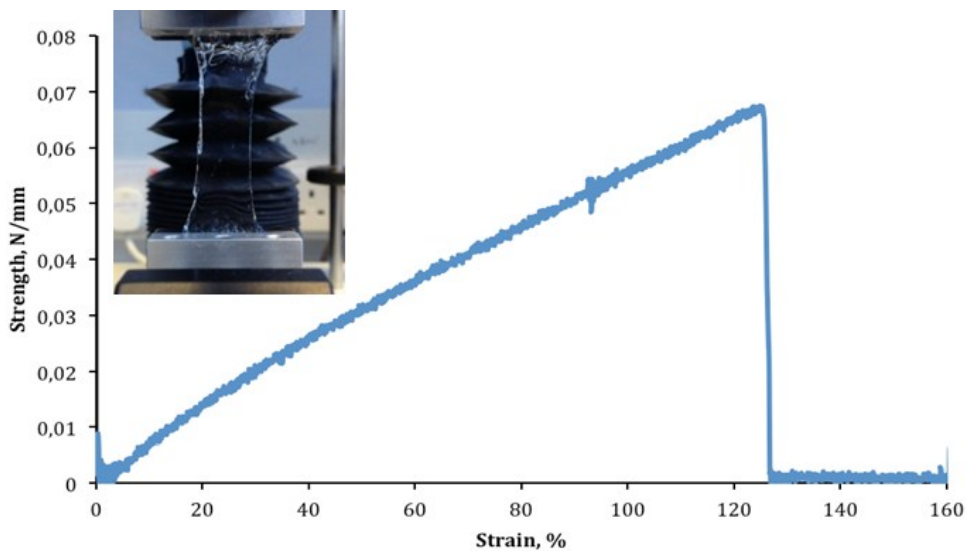


Fig. S3. Strength vs strain curve exemplary and image of PVA-Gantrez[®] AN hydrogel stretching from the tensile test conducted using a Texture Analyzer (Stable Micro Systems Ltd, UK).

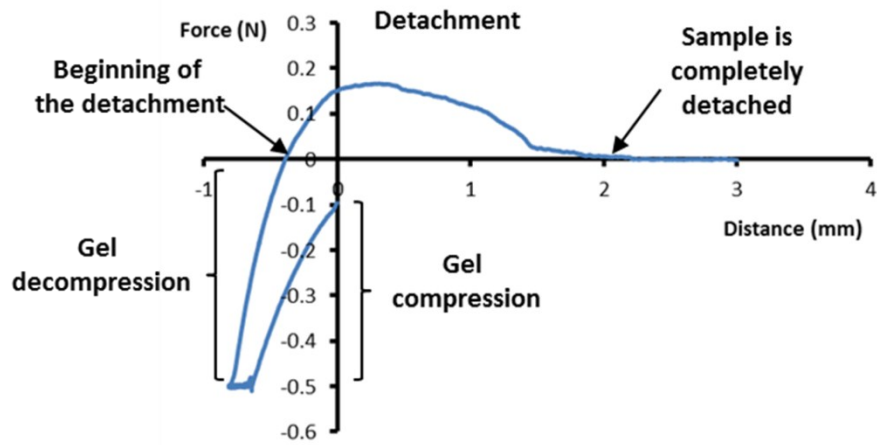


Fig. S4. Exemplary profile of the detachment of autoclaved PVA-Gantrez[®] AN hydrogel sample from porcine skin during the adhesion test performed using a Texture Analyzer (Stable Micro Systems Ltd, UK).