

**Stable micelles formed through stereocomplex of amphiphilic copolymers
zwitterionic-(PLLA)₂ and MPEG-(PDLA)₂ for controlled drug delivery**

Shasha Zhao, Xiaoshan Fan, Xiaoyan Li, Xianglin Lv, Weiwei Zhang, Zhiguo Hu*

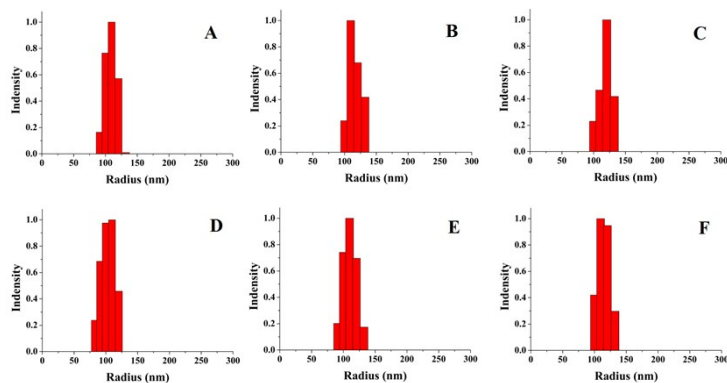
*Collaborative Innovation Center of Henan Province for Green Manufacturing of Fine Chemicals, Key
Laboratory of Green Chemical Media and Reactions, Ministry of Education, Henan Engineering Laboratory
of Chemical Pharmaceuticals & Biomedical Materials, School of Chemistry and Chemical Engineering,
Henan Normal University, P. R. China.*

E-mails: Zhiguo Hu (E-mail: zghu@htu.cn, Tel: +86-373-3326335).

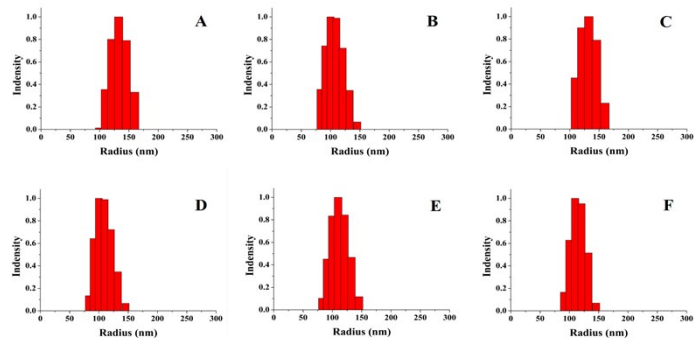
Table of contents

I. DLS spectra for the stereocomplexes.....	S2
II. TEM spectra for the stereocomplexes.....	S2

I. DLS spectra for the stereocomplexes




SI Fig. 1. DLS Spectra of zwitterionic-(PLLA_{2.5K})₂/MPEG_{1.9K}-(PDLA_{2.5K})₂ micelles at (A) 1d; (B) 3d; (C) 5d; (D) 7d; (E) 11d; (F) 15d;



SI Fig. 2. DLS Spectra of zwitterionic-(PLLA_{2.5K})₂/MPEG_{5K}-(PDLA_{2.5K})₂ micelles at (A) 1d; (B) 3d; (C) 5d; (D) 7d; (E) 11d; (F) 15d;

II. TEM spectra for the stereocomplexes



SI Fig. 3. TEM spectra of zwitterionic-(PLLA_{2.5K})₂/MPEG_{1.9K}-(PDLA_{2.5K})₂ micelles at (A) 1d; (B) 15d; and zwitterionic-(PLLA_{2.5K})₂/MPEG_{5K}-(PDLA_{2.5K})₂ micelles at (C) 1d; (D) 15d