

Supporting Information

Visible-light responsive zirconium metal-organic framework for living photopolymerization of methacrylates

Hongzhu Xing,* Dashu Chen, Xingyu Li, Yue Liu, Chungang Wang and Zhongmin Su*

Provincial Key Laboratory of Advanced Energy Materials, College of Chemistry, Northeast
Normal University, Changchun 130024, China

Captions:

Fig. S1 The PXRD patterns of NNU-28 under different conditions.

Fig. S2 The normalized SPV spectra of NNU-28 and the ligand in the solid state.

Fig. S3 The UV-vis spectrum of reaction mixtures without NNU-28.

Fig. S4 The fluorescence quenching of NNU-28 by Cu(II)/PMDETA complex.

Fig. S5 The recycling of NNU-28 for photopolymerization under 520 nm.

Fig. S6 The FT-IR spectrum of NNU-28.

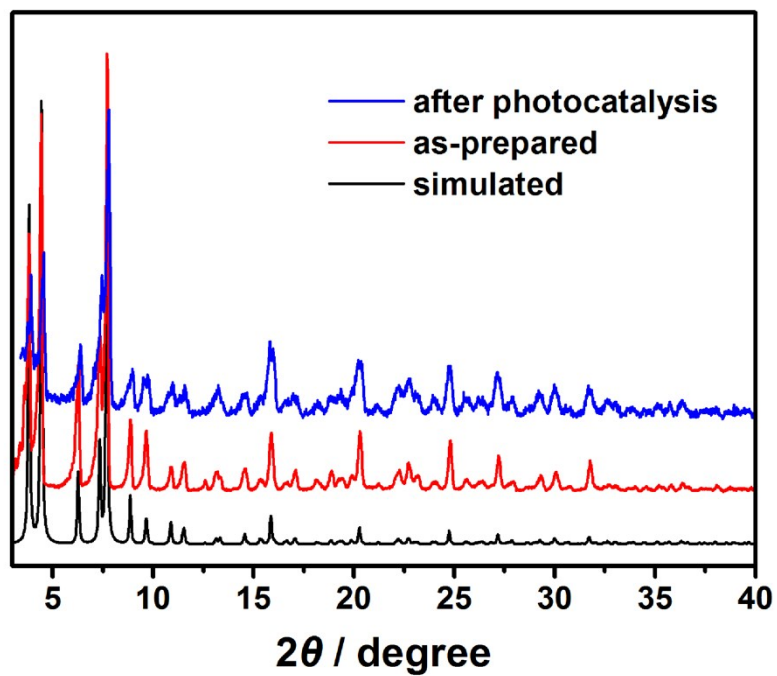


Fig. S1 The PXRD patterns of NNU-28 under different conditions.

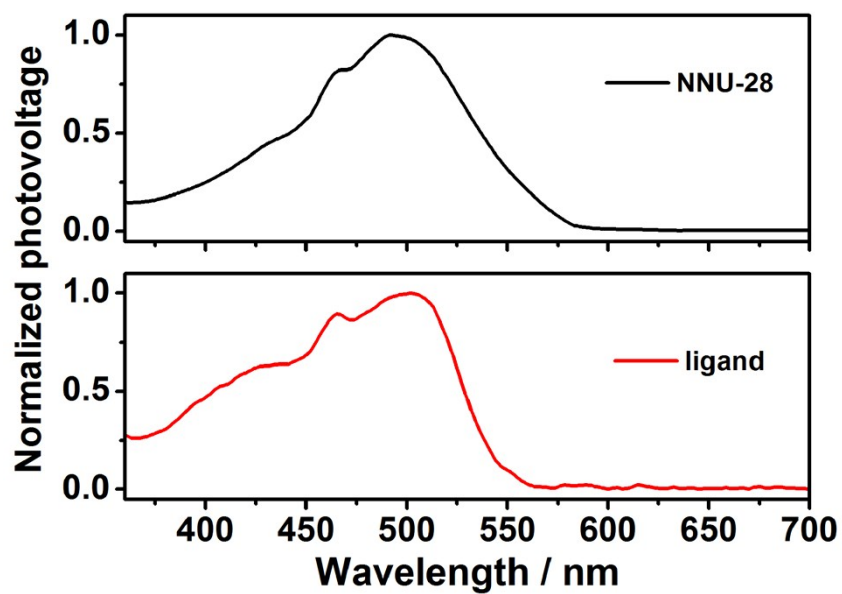


Fig. S2 The normalized SPV spectra of NNU-28 and the ligand in the solid state.

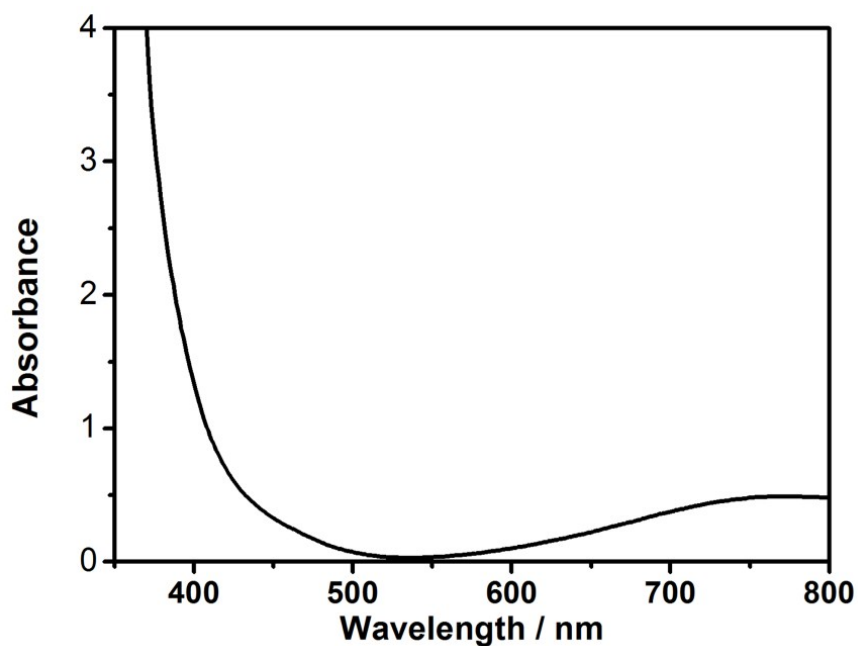


Fig. S3 The UV-vis spectrum of reaction mixtures without NNU-28.

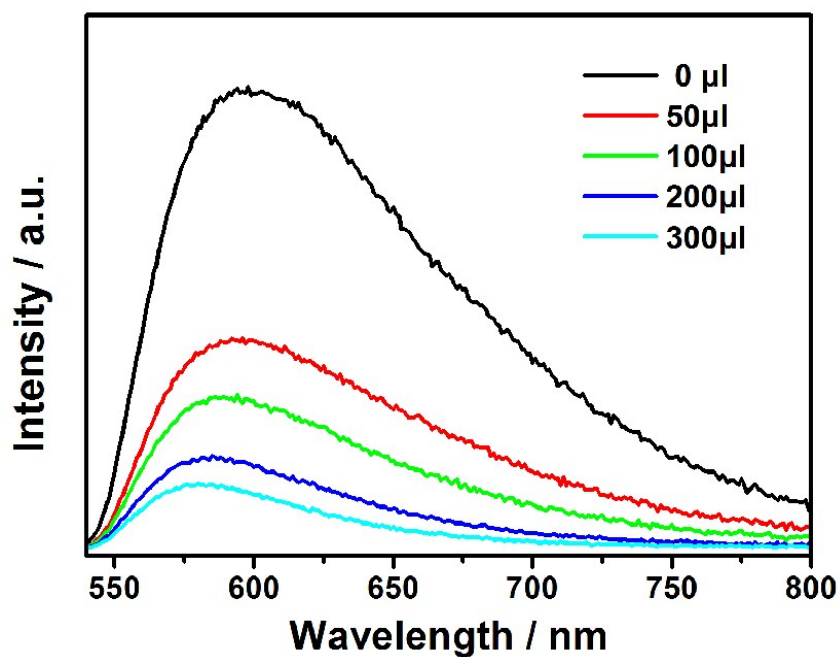


Fig. S4. The fluorescence of NNU-28 dispersed in acetonitrile (excited at 520 nm) quenched by Cu(II)/PMDETA complex. (The concentration of copper complex is 0.168 mmol/ml, and the titration amount of copper complex is 0 μl , 50 μl , 100 μl , 200 μl and 300 μl , respectively.)

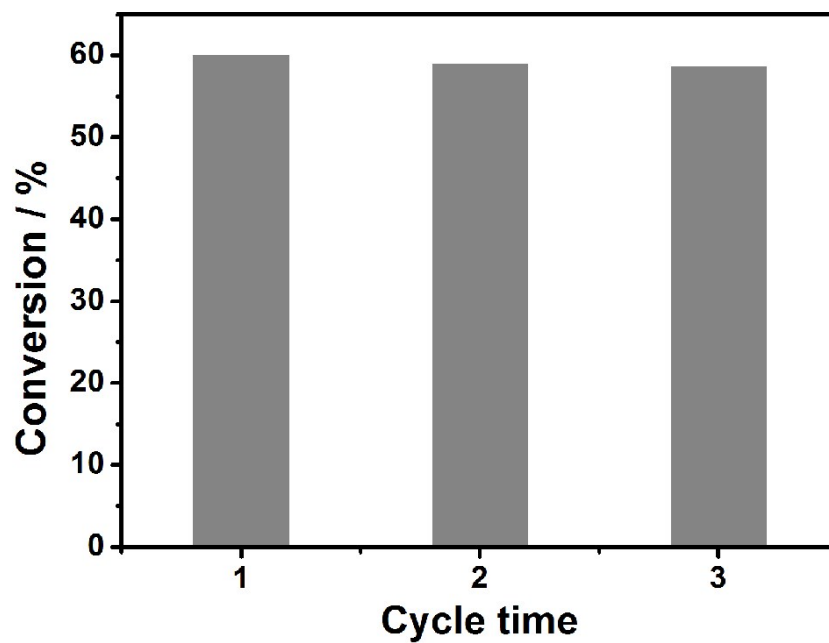


Fig. S5 The recycling of NNU-28 for photopolymerization under 520 nm (irradiation time = 15 h).

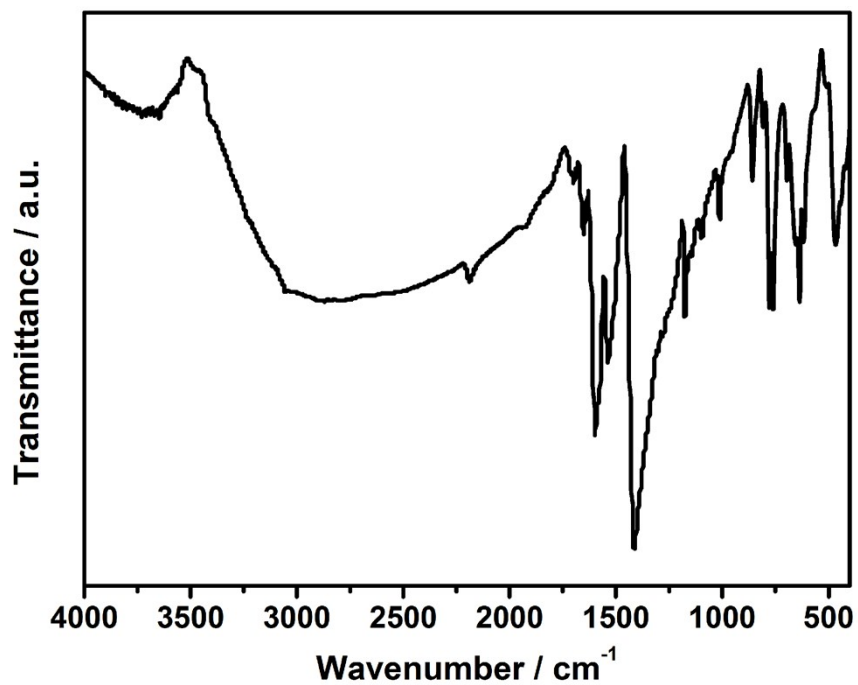


Fig. S6 The FT-IR spectrum of NNU-28.