

Supporting Information

TiO₂ Nanosheet-Anchoring Au nanoplates: High-energy Facet and Wide Spectra Surface Plasmon-Promoting Photocatalytic Efficiency and Selectivity of CO₂ Reduction

Meng Wang,^{a,b,c,d,†} Qiutong Han,^{a,b,c,d,†} Yong Zhou,^{*,a,b,c,d} Ping Li,^{a,b,c,d}
Wenguang Tu,^{a,b,c,d} Lanqin Tang,^{a,b,c,d,e} Zhigang Zou^{*,a,c,d}

^a*Jiangsu Key Laboratory for Nano Technology, Nanjing University, Nanjing 210093, P. R. China*

^b*Key Laboratory of Modern Acoustics, MOE, Institute of Acoustics, School of Physics, Nanjing University, Nanjing 210093, P. R. China*

^c*Ecomaterials and Renewable Energy Research Center (ERERC), Nanjing University, Nanjing, Jiangsu 210093, P. R. China*

^d*National Laboratory of Solid State Microstructures, Collaborative Innovation Center of Advanced Microstructures, Nanjing University, Nanjing 210093, P. R. China*

^e*College of Chemistry and Chemical Engineering, Yangcheng Institute of Technology, Yancheng 22401, P. R. China*

† W. M. and H. Q. contribute equally to this work.

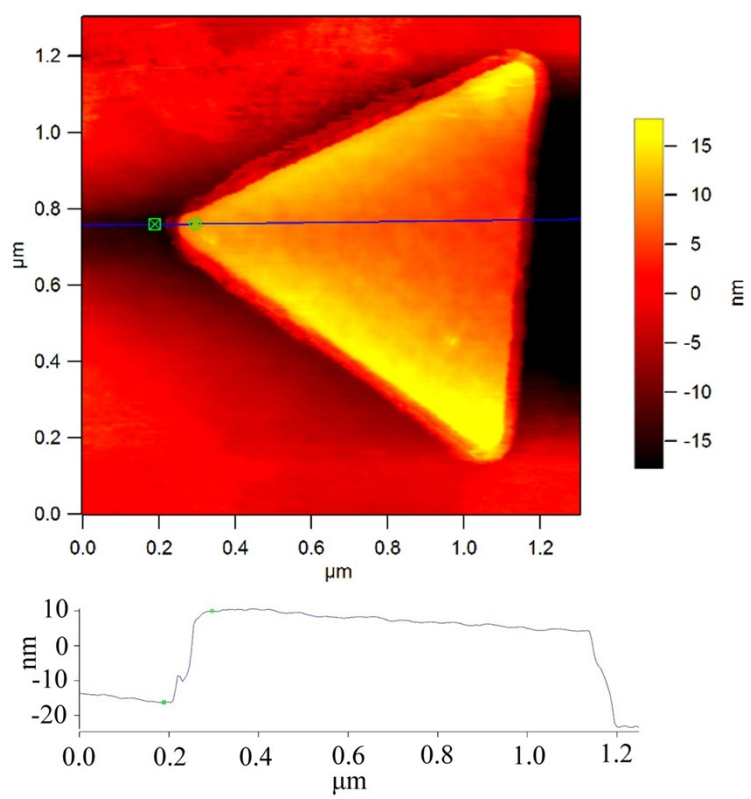


Figure S1. AFM image of a single Au nanoplate.

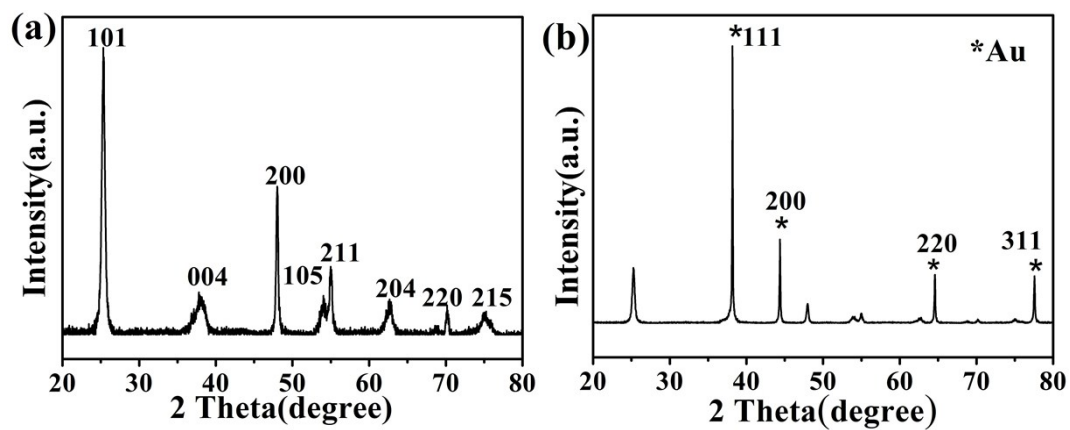


Figure S2. XRD pattern of TiO₂ nanosheets and Au-TiO₂ nanocomposites.

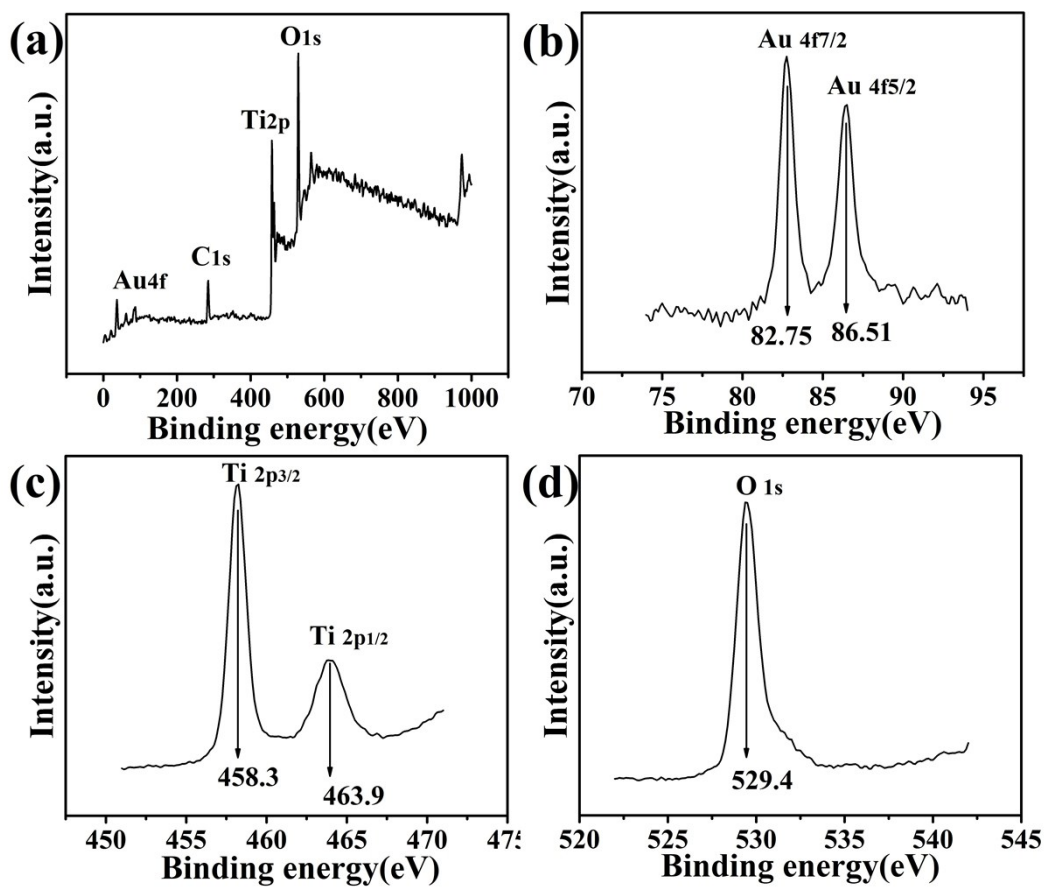


Figure S3 XPS spectrum of Au-TiO₂ composites.