

Supporting Information

Synthesis of Spiro Isoindolinone-indolines and 1,2-Disubstituted

Indoles from 2-Iodobenzamide derivatives

Bharath Kumar Villuri, Trimurtulu Kotipalli, Veerababurao kavala, Sachin S. Ichake,
Vijayalakshmi Bandi, Chun-Wei Kuo, Ching-Fa Yao*

Table of Contents

1. X-ray Crystallographic Structures	2-13
2. ¹H and ¹³C NMR	14-124

1. Crystal structure of compound (6h)

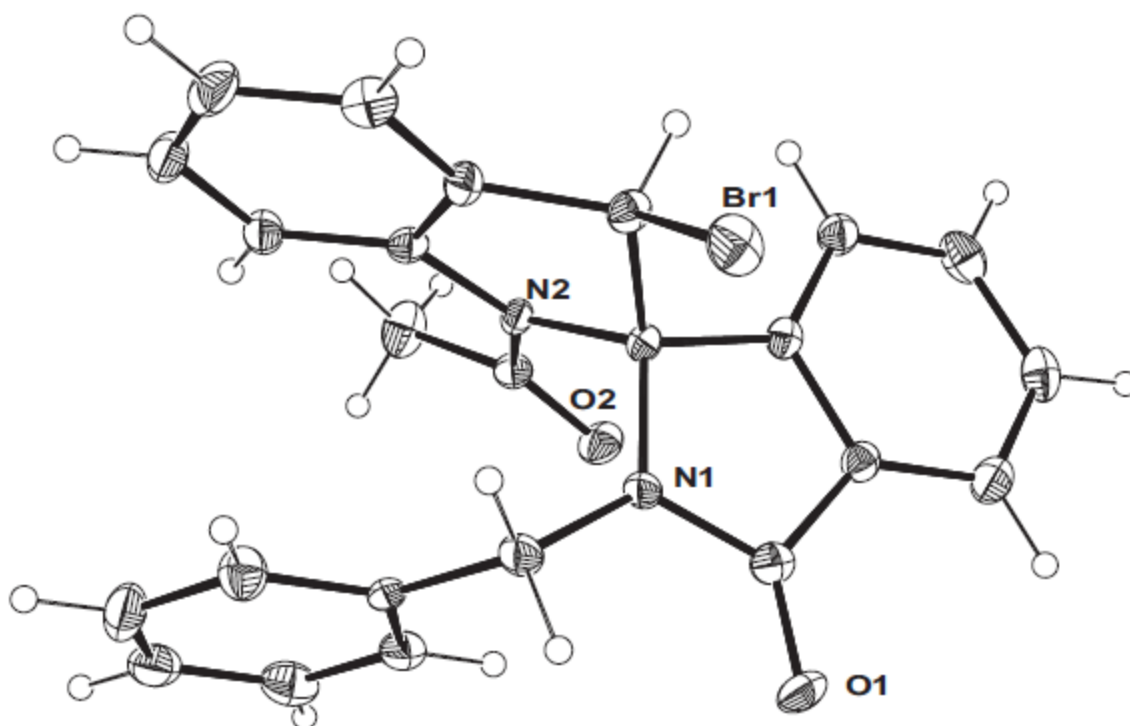


Table 1. Crystal data and structure refinement for a17131. CCDC 1484057

Identification code	a17131	
Empirical formula	C ₂₄ H ₁₉ Br N ₂ O ₂	
Formula weight	447.32	
Temperature	200(2) K	
Wavelength	0.71073 Å	
Crystal system	Triclinic	
Space group	P -1	
Unit cell dimensions	a = 7.2109(5) Å	α = 92.017(4)°.
	b = 8.7771(5) Å	β = 100.699(4)°.

	$c = 16.7382(12) \text{ \AA}$	$\gamma = 105.215(3)^\circ$.
Volume	1000.53(11) \AA^3	
Z	2	
Density (calculated)	1.485 Mg/m^3	
Absorption coefficient	2.077 mm^{-1}	
F(000)	456	
Crystal size	0.17 x 0.05 x 0.03 mm^3	
Theta range for data collection	2.41 to 25.00°.	
Index ranges	$-8 \leq h \leq 6, -9 \leq k \leq 10, -11 \leq l \leq 19$	
Reflections collected	7092	
Independent reflections	3465 [R(int) = 0.0376]	
Completeness to theta = 24.92°	98.9 %	
Absorption correction	multi-scan	
Max. and min. transmission	0.9403 and 0.7190	
Refinement method	Full-matrix least-squares on F^2	
Data / restraints / parameters	3465 / 0 / 262	
Goodness-of-fit on F^2	0.977	
Final R indices [I > 2sigma(I)]	R1 = 0.0511, wR2 = 0.1029	
R indices (all data)	R1 = 0.0844, wR2 = 0.1122	
Largest diff. peak and hole	0.551 and -0.443 e.\AA^{-3}	

2. Crystal structure of compound (6n1)

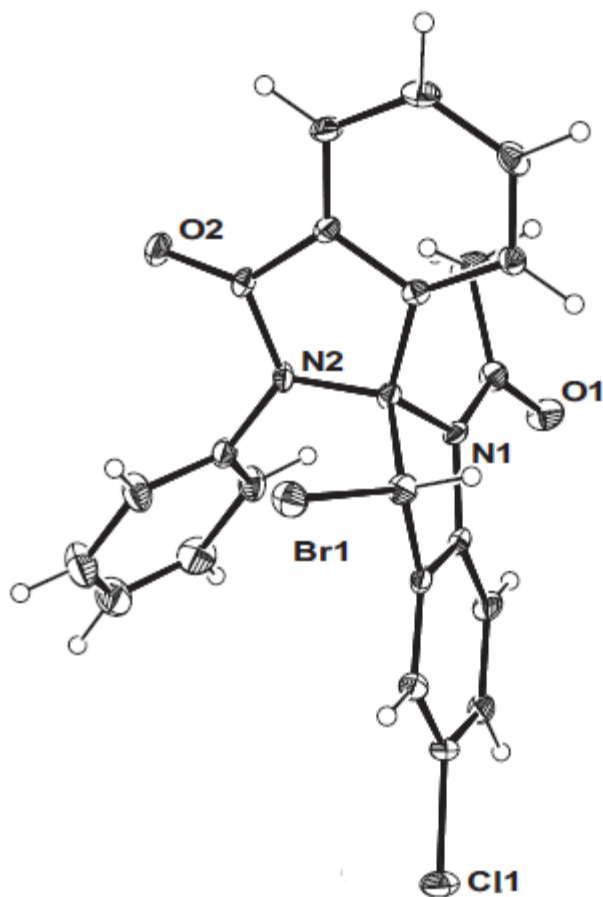


Table 1. Crystal data and structure refinement for a17746. CCDC 1484059

Identification code	a17746
Empirical formula	C ₂₃ H ₁₆ Br Cl N ₂ O ₂
Formula weight	467.74
Temperature	200(2) K
Wavelength	0.71073 Å
Crystal system	Orthorhombic
Space group	P c a 21

Unit cell dimensions	a = 17.3513(3) Å	α = 90°.
	b = 14.2331(2) Å	β = 90°.
	c = 15.8822(2) Å	γ = 90°.
Volume	3922.31(10) Å ³	
Z	8	
Density (calculated)	1.584 Mg/m ³	
Absorption coefficient	2.255 mm ⁻¹	
F(000)	1888	
Crystal size	0.27 x 0.15 x 0.06 mm ³	
Theta range for data collection	1.43 to 25.03°.	
Index ranges	-20 ≤ h ≤ 20, -16 ≤ k ≤ 16, -18 ≤ l ≤ 18	
Reflections collected	27566	
Independent reflections	6579 [R(int) = 0.0495]	
Completeness to theta = 25.03°	99.8 %	
Absorption correction	multi-scan	
Max. and min. transmission	0.8766 and 0.5811	
Refinement method	Full-matrix least-squares on F ²	
Data / restraints / parameters	6579 / 1 / 523	
Goodness-of-fit on F ²	1.031	
Final R indices [I > 2σ(I)]	R1 = 0.0481, wR2 = 0.1126	
R indices (all data)	R1 = 0.0591, wR2 = 0.1182	
Absolute structure parameter	0.485(11)	
Largest diff. peak and hole	1.720 and -0.497 e.Å ⁻³	

3. Crystal structure of compound (6n)

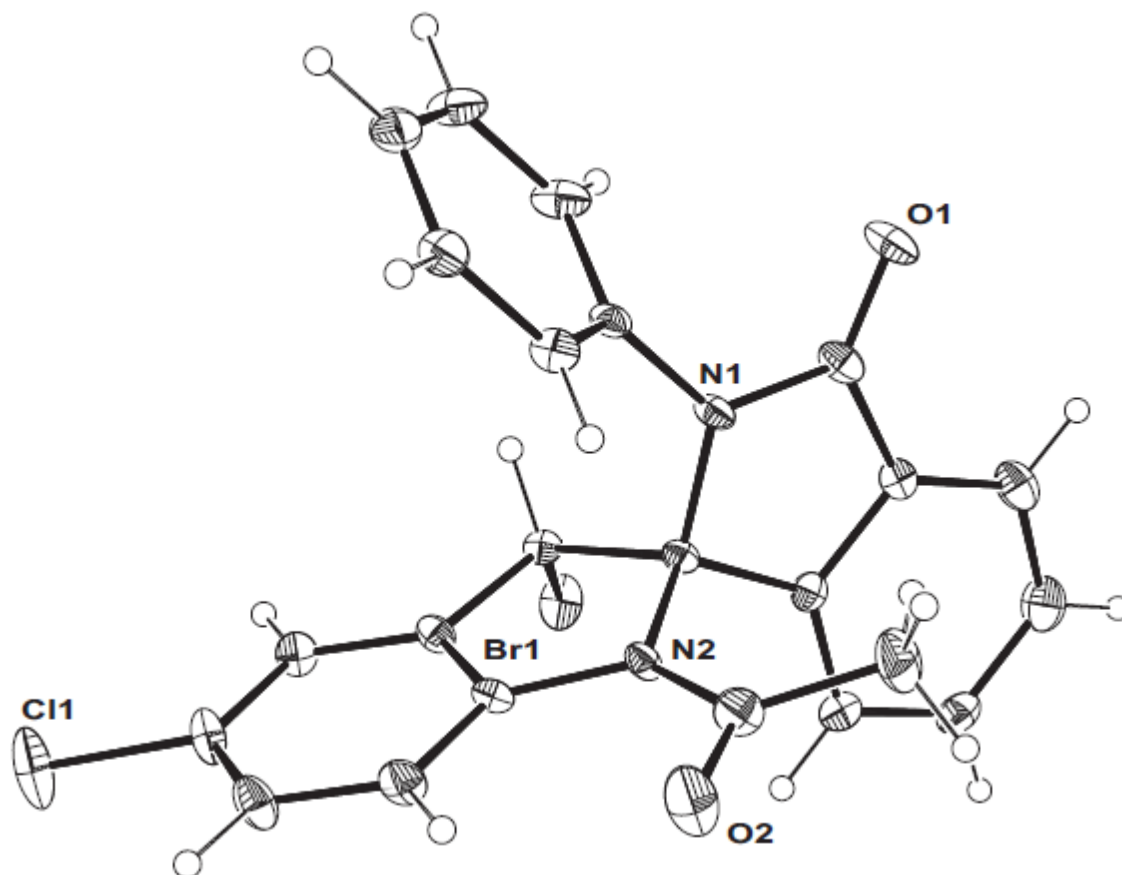


Table 1. Crystal data and structure refinement for a17747. CCDC 1484060

Identification code	a17747
Empirical formula	C ₂₃ H ₁₆ Br Cl N ₂ O ₂
Formula weight	467.74
Temperature	200(2) K
Wavelength	0.71073 Å
Crystal system	Orthorhombic
Space group	P 21 21 21

Unit cell dimensions	a = 7.8972(3) Å	α = 90°.
	b = 15.0212(6) Å	β = 90°.
	c = 16.9789(5) Å	γ = 90°.
Volume	2014.13(13) Å ³	
Z	4	
Density (calculated)	1.542 Mg/m ³	
Absorption coefficient	2.196 mm ⁻¹	
F(000)	944	
Crystal size	0.77 x 0.26 x 0.08 mm ³	
Theta range for data collection	1.81 to 25.02°.	
Index ranges	-8 ≤ h ≤ 9, -11 ≤ k ≤ 17, -20 ≤ l ≤ 20	
Reflections collected	11832	
Independent reflections	3489 [R(int) = 0.0347]	
Completeness to theta = 25.02°	99.8 %	
Absorption correction	multi-scan	
Max. and min. transmission	0.8439 and 0.2827	
Refinement method	Full-matrix least-squares on F ²	
Data / restraints / parameters	3489 / 0 / 262	
Goodness-of-fit on F ²	1.029	
Final R indices [I > 2σ(I)]	R1 = 0.0333, wR2 = 0.0681	
R indices (all data)	R1 = 0.0436, wR2 = 0.0719	
Absolute structure parameter	0.00	
Largest diff. peak and hole	0.353 and -0.281 e.Å ⁻³	

4. Crystal structure of compound (6m)

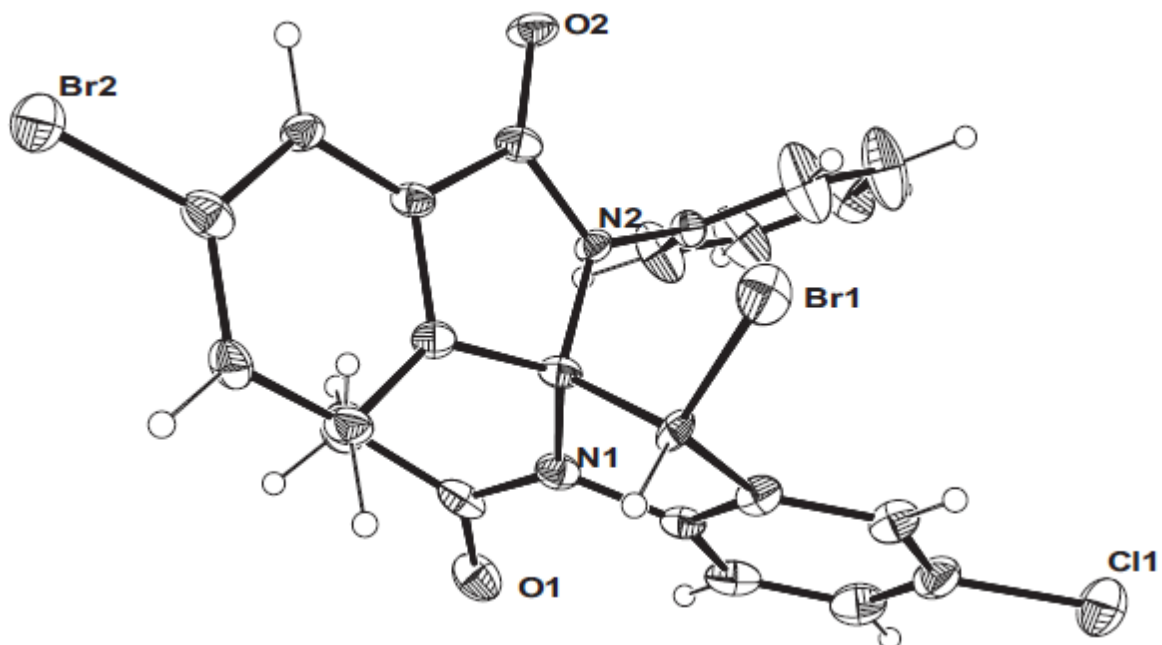


Table 1. Crystal data and structure refinement for a17291. CCDC 1484058

Identification code	a17291	
Empirical formula	C ₂₃ H ₁₅ Br ₂ Cl N ₂ O ₂	
Formula weight	546.64	
Temperature	200(2) K	
Wavelength	0.71073 Å	
Crystal system	Monoclinic	
Space group	P 2 ₁ /n	
Unit cell dimensions	a = 9.6989(16) Å	α = 90°.
	b = 15.284(3) Å	β = 102.462(6)°.
	c = 15.014(3) Å	γ = 90°.
Volume	2173.2(7) Å ³	
Z	4	
Density (calculated)	1.671 Mg/m ³	

Absorption coefficient	3.876 mm ⁻¹
F(000)	1080
Crystal size	0.20 x 0.17 x 0.03 mm ³
Theta range for data collection	2.29 to 25.22°.
Index ranges	-10<=h<=11, -18<=k<=13, -15<=l<=17
Reflections collected	12408
Independent reflections	3834 [R(int) = 0.0500]
Completeness to theta = 25.22°	97.6 %
Absorption correction	multi-scan
Max. and min. transmission	0.8926 and 0.5112
Refinement method	Full-matrix least-squares on F ²
Data / restraints / parameters	3834 / 0 / 271
Goodness-of-fit on F ²	1.183
Final R indices [I>2sigma(I)]	R1 = 0.0552, wR2 = 0.1310
R indices (all data)	R1 = 0.0920, wR2 = 0.1728
Largest diff. peak and hole	1.063 and -1.783 e.Å ⁻³

5. Crystal structure of compound (5a)

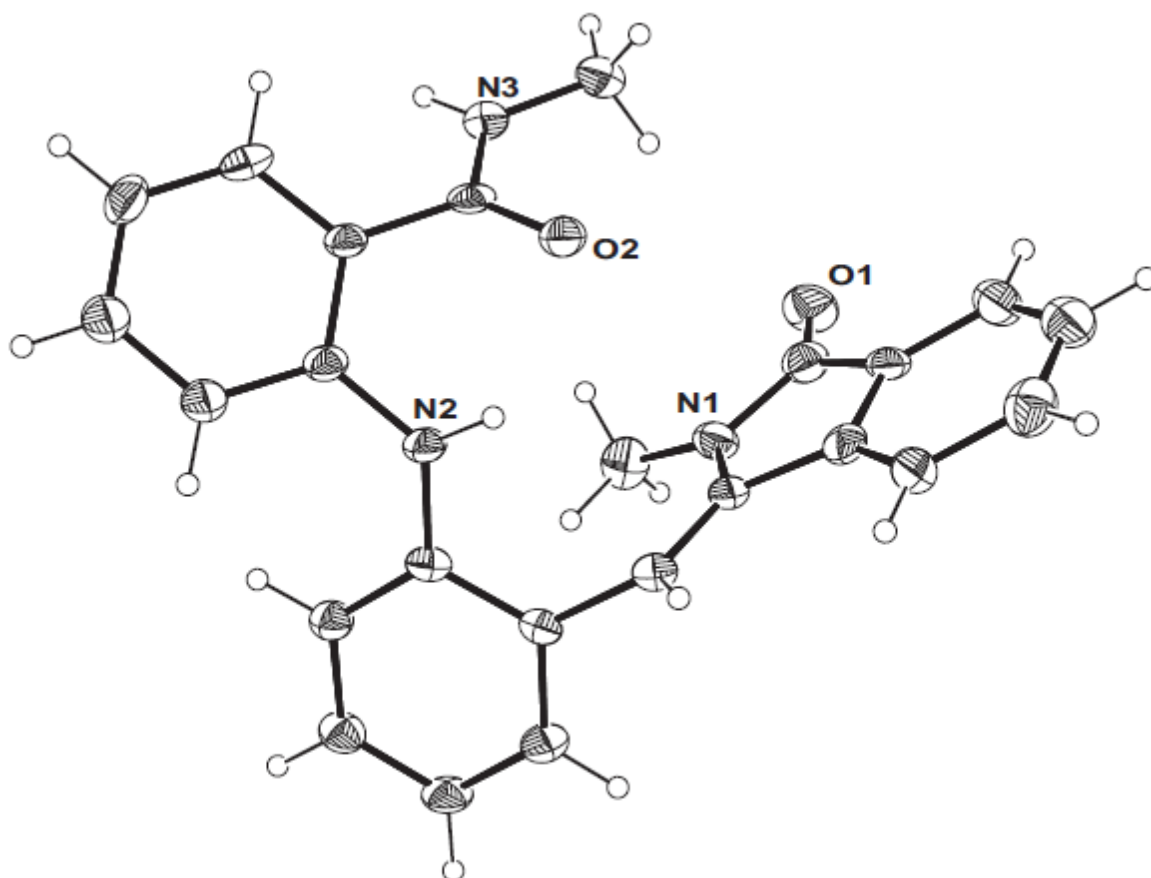


Table 1. Crystal data and structure refinement for a16869. CCDC 1484056

Identification code	a16869
Empirical formula	C ₂₄ H ₂₁ N ₃ O ₂
Formula weight	383.44
Temperature	200(2) K
Wavelength	0.71073 Å
Crystal system	Monoclinic
Space group	P 21/c

Unit cell dimensions	a = 10.813(3) Å	$\alpha = 90^\circ$.
	b = 20.064(9) Å	$\beta = 90.695(9)^\circ$.
	c = 8.964(3) Å	$\gamma = 90^\circ$.
Volume	1944.7(12) Å ³	
Z	4	
Density (calculated)	1.310 Mg/m ³	
Absorption coefficient	0.085 mm ⁻¹	
F(000)	808	
Crystal size	0.37 x 0.29 x 0.03 mm ³	
Theta range for data collection	2.49 to 25.07°.	
Index ranges	-12<=h<=12, -23<=k<=23, -10<=l<=6	
Reflections collected	13224	
Independent reflections	3422 [R(int) = 0.1028]	
Completeness to theta = 25.07°	99.3 %	
Absorption correction	multi-scan	
Max. and min. transmission	0.9975 and 0.9693	
Refinement method	Full-matrix least-squares on F ²	
Data / restraints / parameters	3422 / 0 / 262	
Goodness-of-fit on F ²	1.010	
Final R indices [I>2sigma(I)]	R1 = 0.0724, wR2 = 0.1622	
R indices (all data)	R1 = 0.1674, wR2 = 0.2088	
Largest diff. peak and hole	0.497 and -0.283 e.Å ⁻³	

6. Crystal structure of compound (8c)

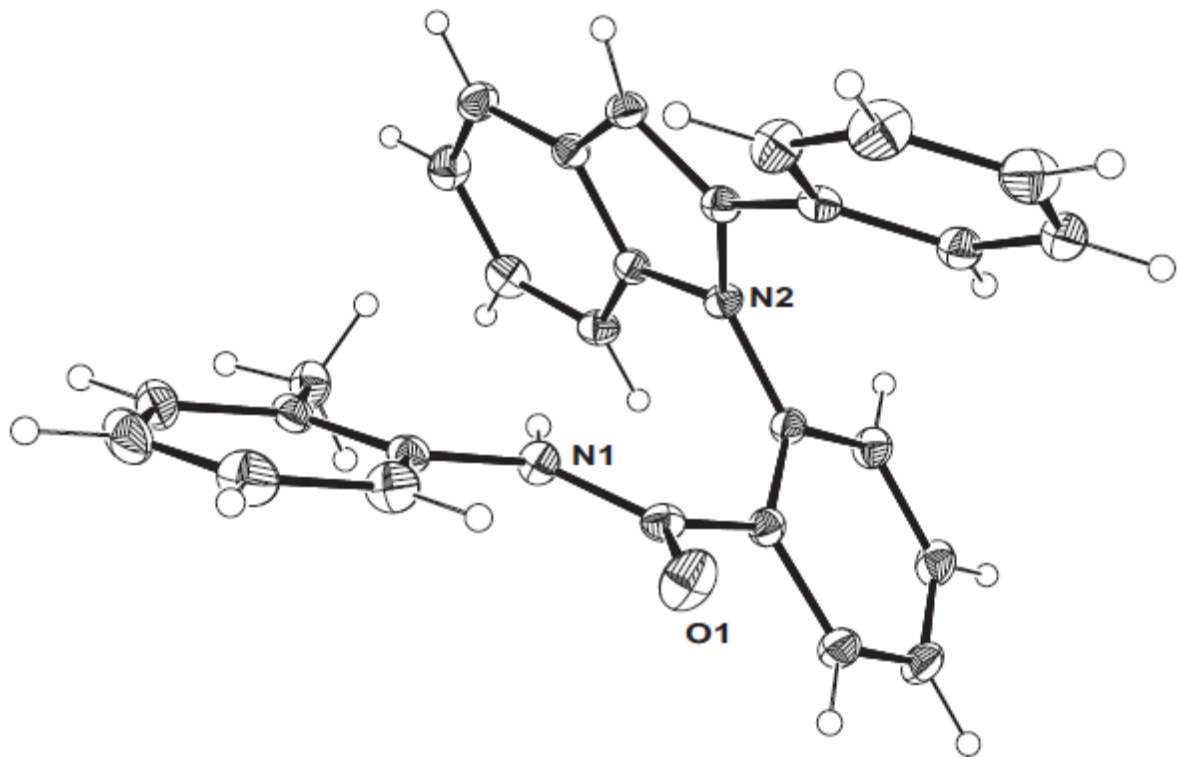


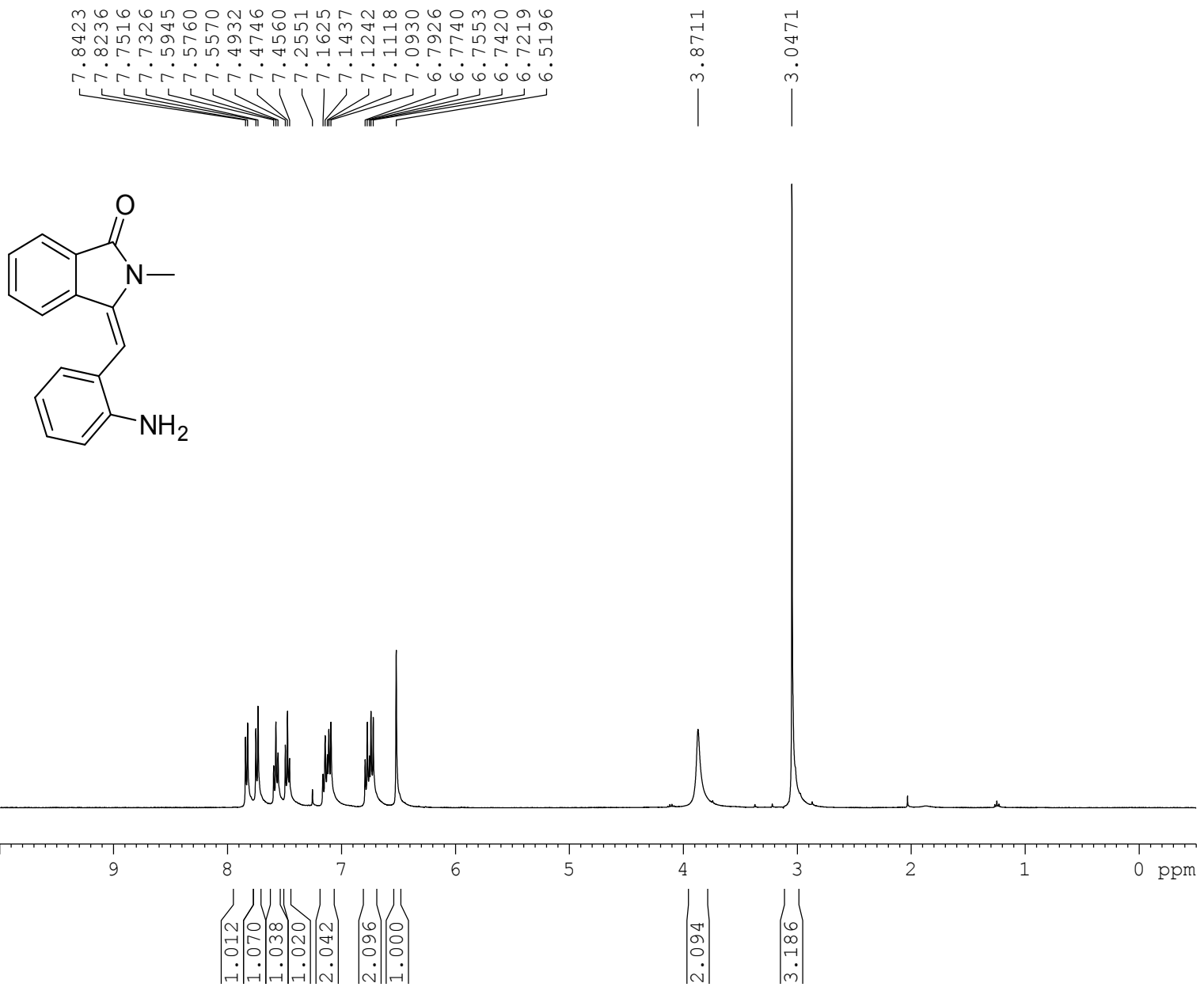
Table 1. Crystal data and structure refinement for a17965. CCDC 1484060

Identification code	a17965	
Empirical formula	C ₂₈ H ₂₂ N ₂ O	
Formula weight	402.48	
Temperature	200(2) K	
Wavelength	0.71073 Å	
Crystal system	Triclinic	
Space group	P -1	
Unit cell dimensions	a = 9.8696(5) Å	α = 96.056(2)°.
	b = 10.1071(5) Å	β = 94.649(3)°.
	c = 10.6037(4) Å	γ = 98.442(3)°.
Volume	1035.43(8) Å ³	

Z	2
Density (calculated)	1.291 Mg/m ³
Absorption coefficient	0.079 mm ⁻¹
F(000)	424
Crystal size	0.24 x 0.20 x 0.07 mm ³
Theta range for data collection	1.94 to 25.04°.
Index ranges	-11<=h<=11, -12<=k<=11, -12<=l<=12
Reflections collected	8156
Independent reflections	3618 [R(int) = 0.0231]
Completeness to theta = 25.04°	98.9 %
Absorption correction	multi-scan
Max. and min. transmission	0.9945 and 0.9814
Refinement method	Full-matrix least-squares on F ²
Data / restraints / parameters	3618 / 0 / 280
Goodness-of-fit on F ²	1.033
Final R indices [I>2sigma(I)]	R1 = 0.0372, wR2 = 0.0903
R indices (all data)	R1 = 0.0470, wR2 = 0.0971
Largest diff. peak and hole	0.163 and -0.165 e.Å ⁻³

Spectra copies of 4a-4n, 5a, 6a-6p and 8a-8w

3-(2-aminobenzylidene)-2-methylisoindolin-1-one (4a)



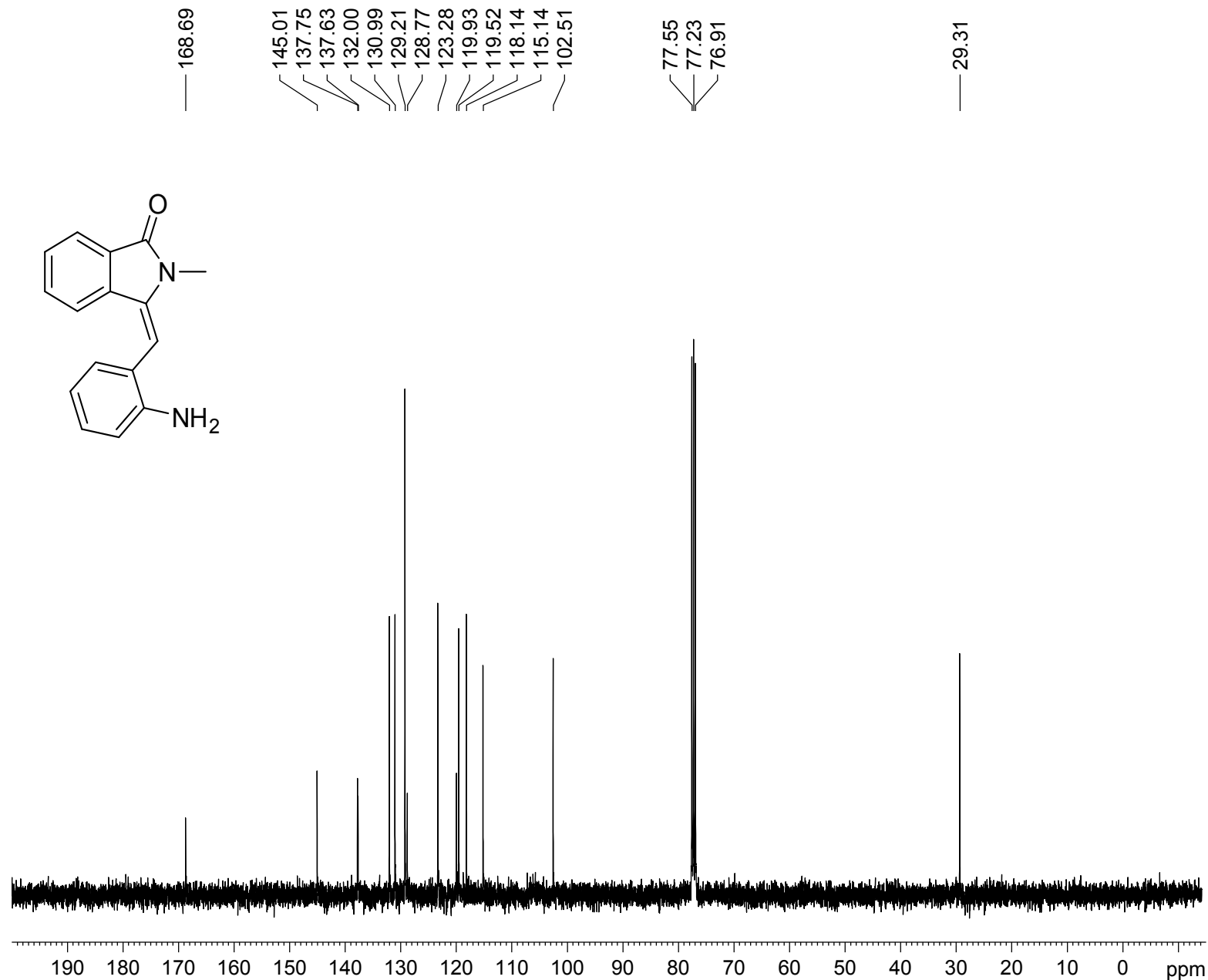
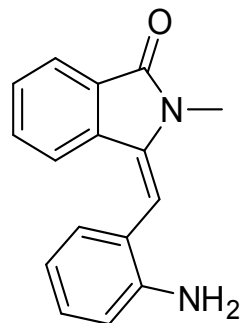
Current Data Parameters
 NAME isoindolones
 EXPNO 25
 PROCNO 1

F2 - Acquisition Parameters
 Date_ 20160201
 Time 15.17
 INSTRUM spect
 PROBHD 5 mm BBO BB-1H
 PULPROG zg30
 TD 32768
 SOLVENT CDCl3
 NS 32
 DS 0
 SWH 7246.377 Hz
 FIDRES 0.221142 Hz
 AQ 2.2609921 sec
 RG 71.8
 DW 69.000 usec
 DE 6.50 usec
 TE 297.7 K
 D1 2.00000000 sec
 TD0 1

===== CHANNEL f1 =====
 NUC1 1H
 P1 14.40 usec
 PL1 1.80 dB
 SFO1 400.1324008 MHz

F2 - Processing parameters
 SI 16384
 SF 400.1300118 MHz
 WDW EM
 SSB 0
 LB 0 Hz
 GB 0
 PC 1.00

3-(2-aminobenzylidene)-2-methylisoindolin-1-one (4a)



Current Data Parameters

NAME isoindolones
EXPNO 26
PROCNO 1

F2 - Acquisition Parameters

Date_ 20160201
Time 15.24
INSTRUM spect
PROBHD 5 mm BBO BB-1H
PULPROG zgpg30
TD 32768
SOLVENT CDCl3
NS 85
DS 0
SWH 24038.461 Hz
FIDRES 0.733596 Hz
AQ 0.6815744 sec
RG 8192
DW 20.800 usec
DE 6.50 usec
TE 298.0 K
D1 2.0000000 sec
D11 0.03000000 sec
TD0 1

===== CHANNEL f1 =====

NUC1 13C
P1 9.00 usec
PL1 7.00 dB
SFO1 100.6233325 MHz

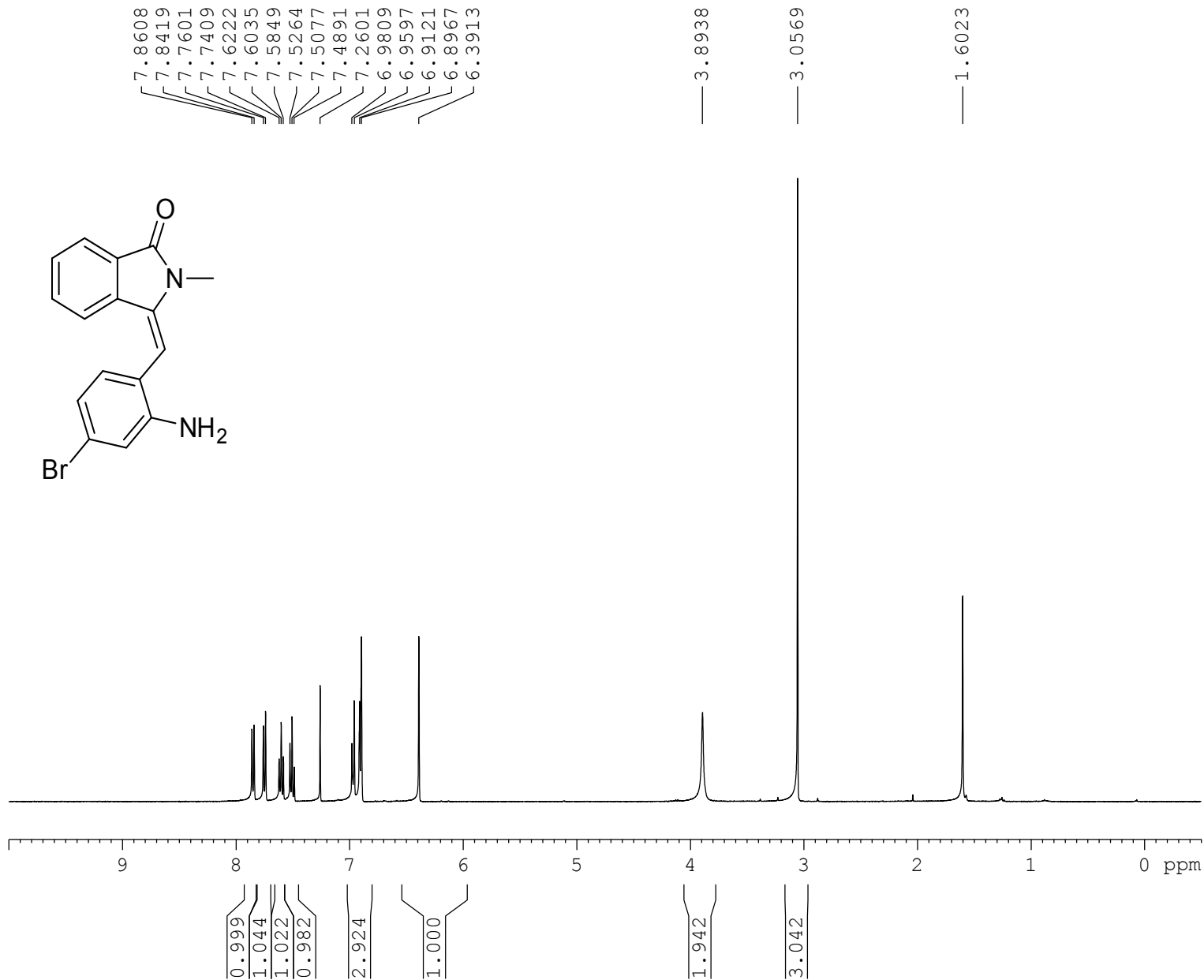
===== CHANNEL f2 =====

CPDPRG[2] waltz16
NUC2 1H
PCPD2 90.00 usec
PL2 1.80 dB
PL12 17.00 dB
PL13 20.00 dB
SFO2 400.1316005 MHz

F2 - Processing parameters

SI 32768
SF 100.6127543 MHz
WDW EM
SSB 0
LB 1.00 Hz
GB 0
PC 1.00

3-(2-amino-4-bromobenzylidene)-2-methylisoindolin-1-one (4b)



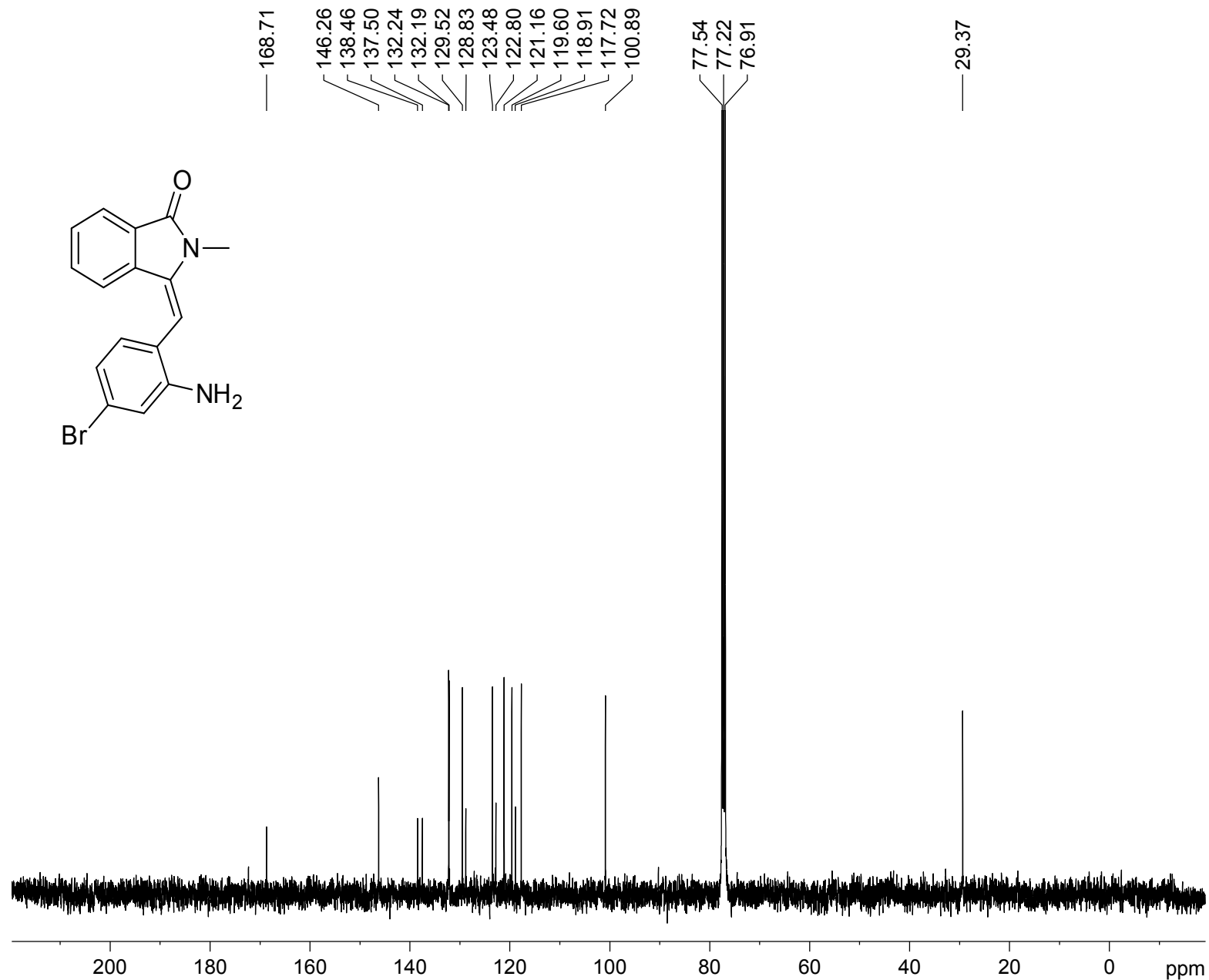
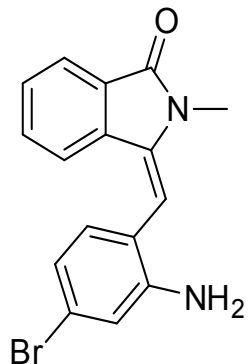
Current Data Parameters
 NAME project 1
 EXPNO 52
 PROCNO 1

F2 - Acquisition Parameters
 Date_ 20150723
 Time 20.16
 INSTRUM spect
 PROBHD 5 mm PABBO BB/
 PULPROG zg30
 TD 32768
 SOLVENT CDCl3
 NS 32
 DS 0
 SWH 7211.539 Hz
 FIDRES 0.220079 Hz
 AQ 2.2719147 sec
 RG 198.09
 DW 69.333 usec
 DE 10.52 usec
 TE 299.7 K
 D1 2.00000000 sec
 TD0 1

===== CHANNEL f1 =====
 SFO1 400.1324008 MHz
 NUC1 1H
 P1 12.80 usec
 PLW1 15.00000000 W

F2 - Processing parameters
 SI 16384
 SF 400.1300091 MHz
 WDW EM
 SSB 0
 LB 0 Hz
 GB 0
 PC 1.00

3-(2-amino-4-bromobenzylidene)-2-methylisoindolin-1-one (4b)



Current Data Parameters

NAME project 1
EXPNO 160
PROCNO 1

F2 - Acquisition Parameters

Date_ 20160202
Time 19.02
INSTRUM spect
PROBHD 5 mm PABBO BB/
PULPROG zgpg30
TD 32768
SOLVENT CDCI3
NS 728
DS 0
SWH 24038.461 Hz
FIDRES 0.733596 Hz
AQ 0.6815744 sec
RG 198.09
DW 20.800 usec
DE 6.50 usec
TE 297.5 K
D1 2.00000000 sec
D11 0.03000000 sec
TD0 1

==== CHANNEL f1 =====

SFO1 100.6228298 MHz
NUC1 13C
P1 10.00 usec
PLW1 47.50000000 W

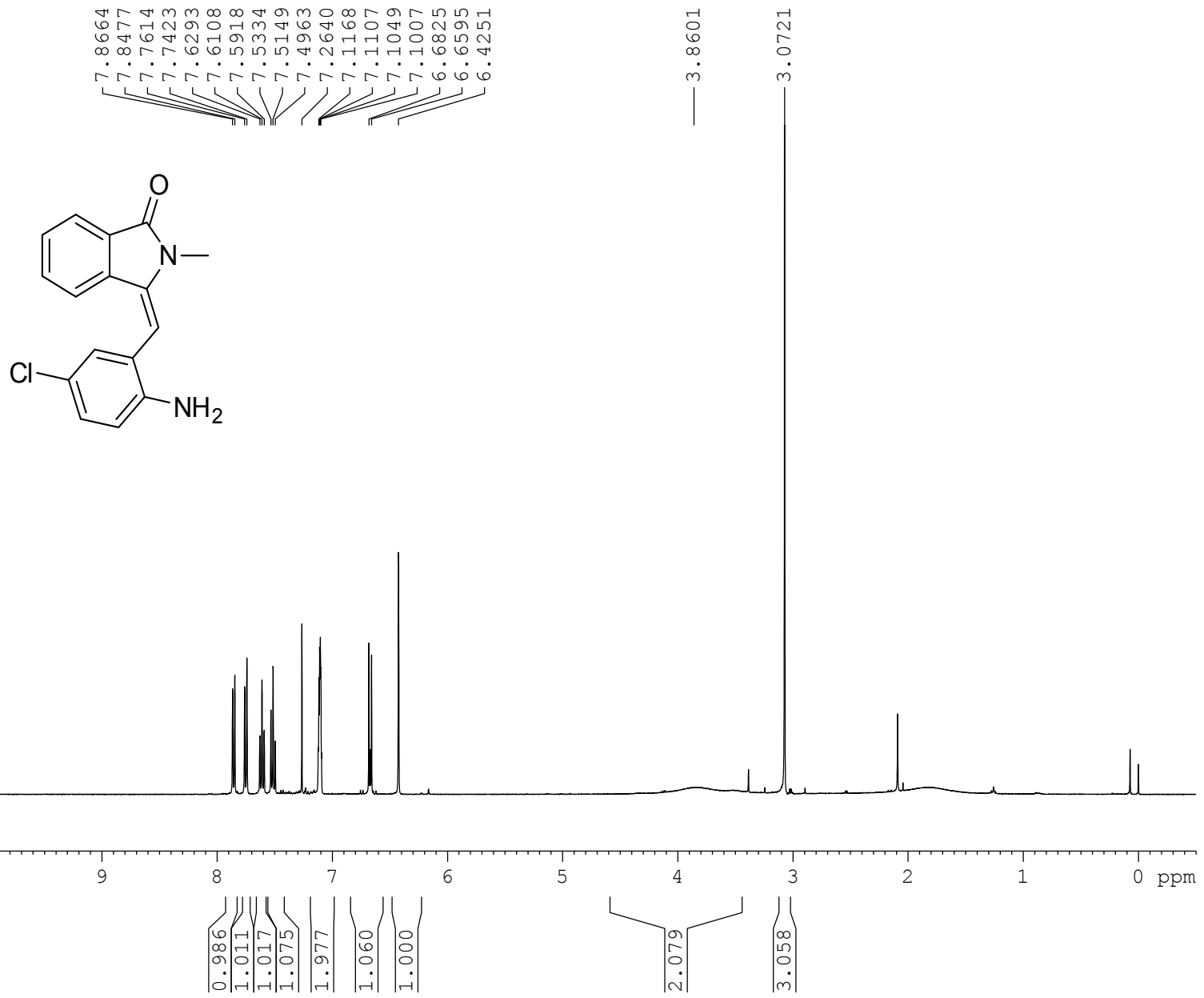
==== CHANNEL f2 =====

SFO2 400.1316005 MHz
NUC2 1H
CPDPRG[2] waltz16
PCPD2 90.00 usec
PLW2 15.00000000 W
PLW12 0.33750001 W
PLW13 0.27338001 W

F2 - Processing parameters

SI 32768
SF 100.6127479 MHz
WDW EM
SSB 0
LB 2.00 Hz
GB 0
PC 1.00

3-(2-amino-5-chlorobenzylidene)-2-methylisoindolin-1-one (4c)



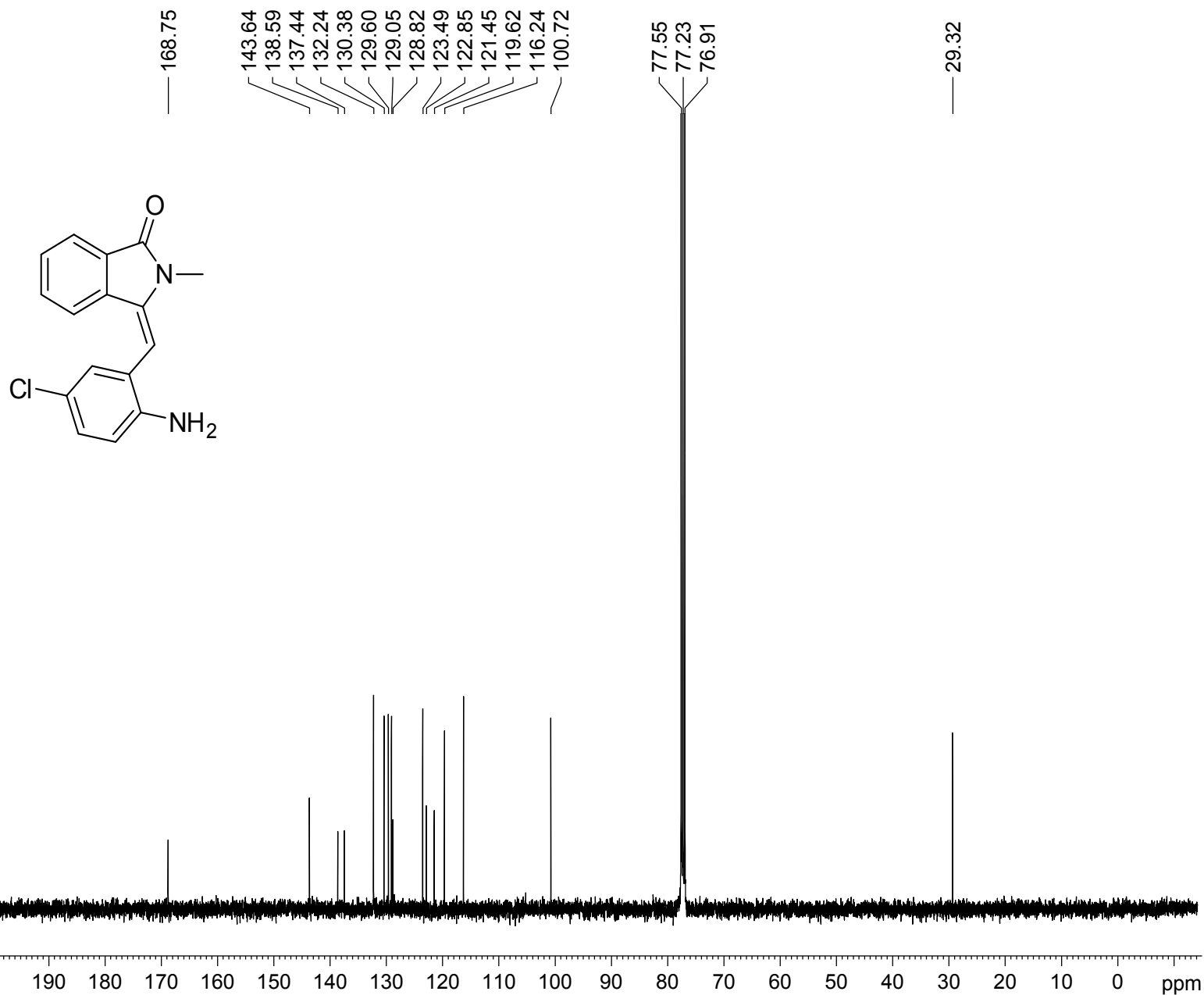
Current Data Parameters
 NAME isoindolones
 EXPNO 13
 PROCNO 1

F2 - Acquisition Parameters
 Date_ 20151220
 Time 22.35
 INSTRUM spect
 PROBHD 5 mm BBO BB-1H
 PULPROG zg30
 TD 32768
 SOLVENT CDCl3
 NS 32
 DS 0
 SWH 7246.377 Hz
 FIDRES 0.221142 Hz
 AQ 2.2609921 sec
 RG 228.1
 DW 69.000 usec
 DE 6.50 usec
 TE 297.6 K
 D1 2.00000000 sec
 TD0 1

===== CHANNEL f1 =====
 NUC1 1H
 P1 14.40 usec
 PL1 1.80 dB
 SFO1 400.1324008 MHz

F2 - Processing parameters
 SI 16384
 SF 400.1300078 MHz
 WDW EM
 SSB 0
 LB 0 Hz
 GB 0
 PC 1.00

3-(2-amino-5-chlorobenzylidene)-2-methylisoindolin-1-one (4c)



Current Data Parameters

NAME isoindolones
EXPNO 14
PROCNO 1

F2 - Acquisition Parameters

Date_ 20151220
Time 22.38
INSTRUM spect
PROBHD 5 mm BBO BB-1H
PULPROG zgpg30
TD 32768
SOLVENT CDCl3
NS 864
DS 0
SWH 24038.461 Hz
FIDRES 0.733596 Hz
AQ 0.6815744 sec
RG 8192
DW 20.800 usec
DE 6.50 usec
TE 297.5 K
D1 2.0000000 sec
D11 0.0300000 sec
TD0 1

===== CHANNEL f1 =====

NUC1 13C
P1 9.00 usec
PL1 7.00 dB
SFO1 100.6233325 MHz

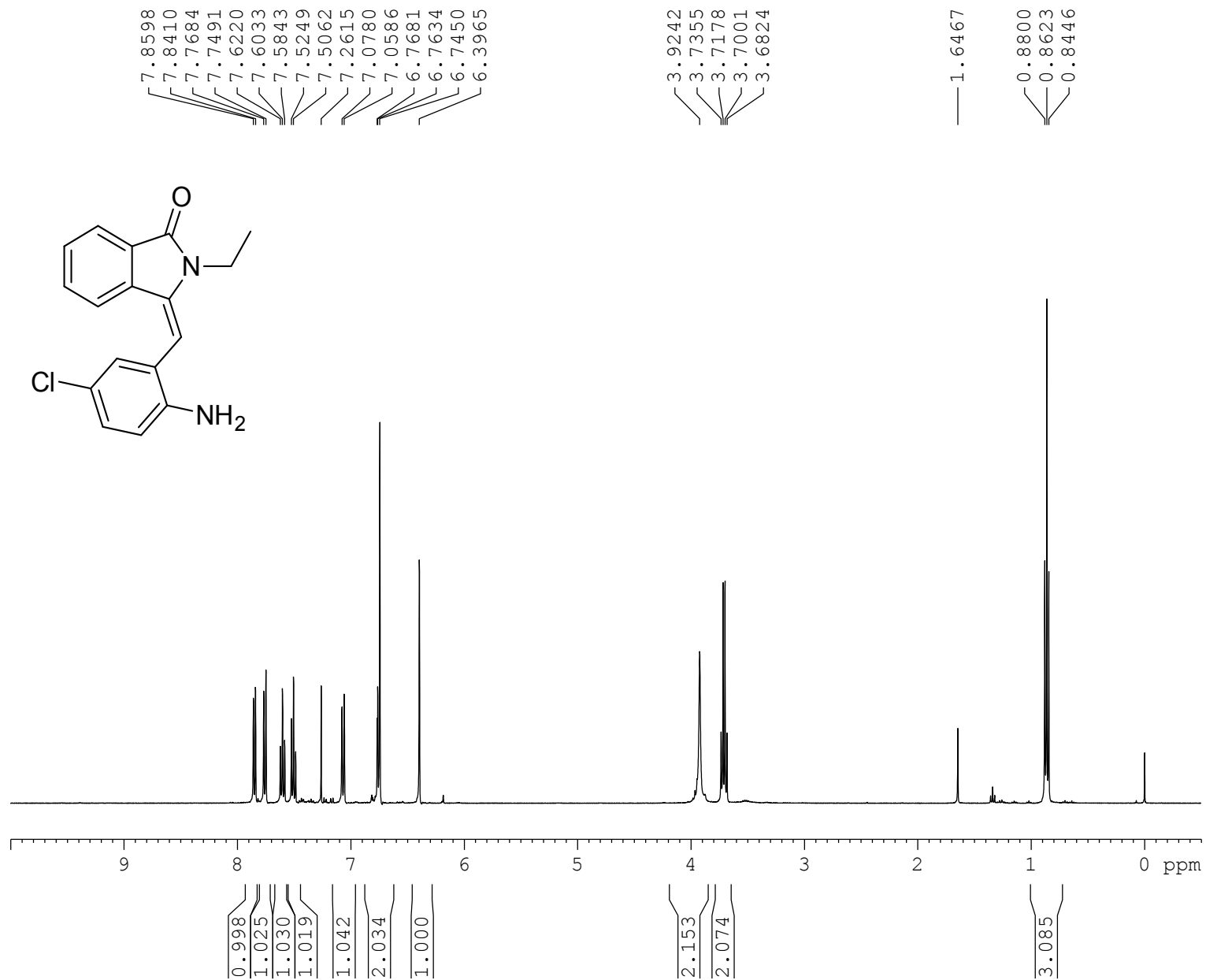
===== CHANNEL f2 =====

CPDPRG[2] waltz16
NUC2 1H
PCPD2 90.00 usec
PL2 1.80 dB
PL12 17.00 dB
PL13 20.00 dB
SFO2 400.1316005 MHz

F2 - Processing parameters

SI 32768
SF 100.6127484 MHz
WDW EM
SSB 0
LB 1.00 Hz
GB 0
PC 1.00

3-(2-amino-5-chlorobenzylidene)-2-ethylisoindolin-1-one (4d)



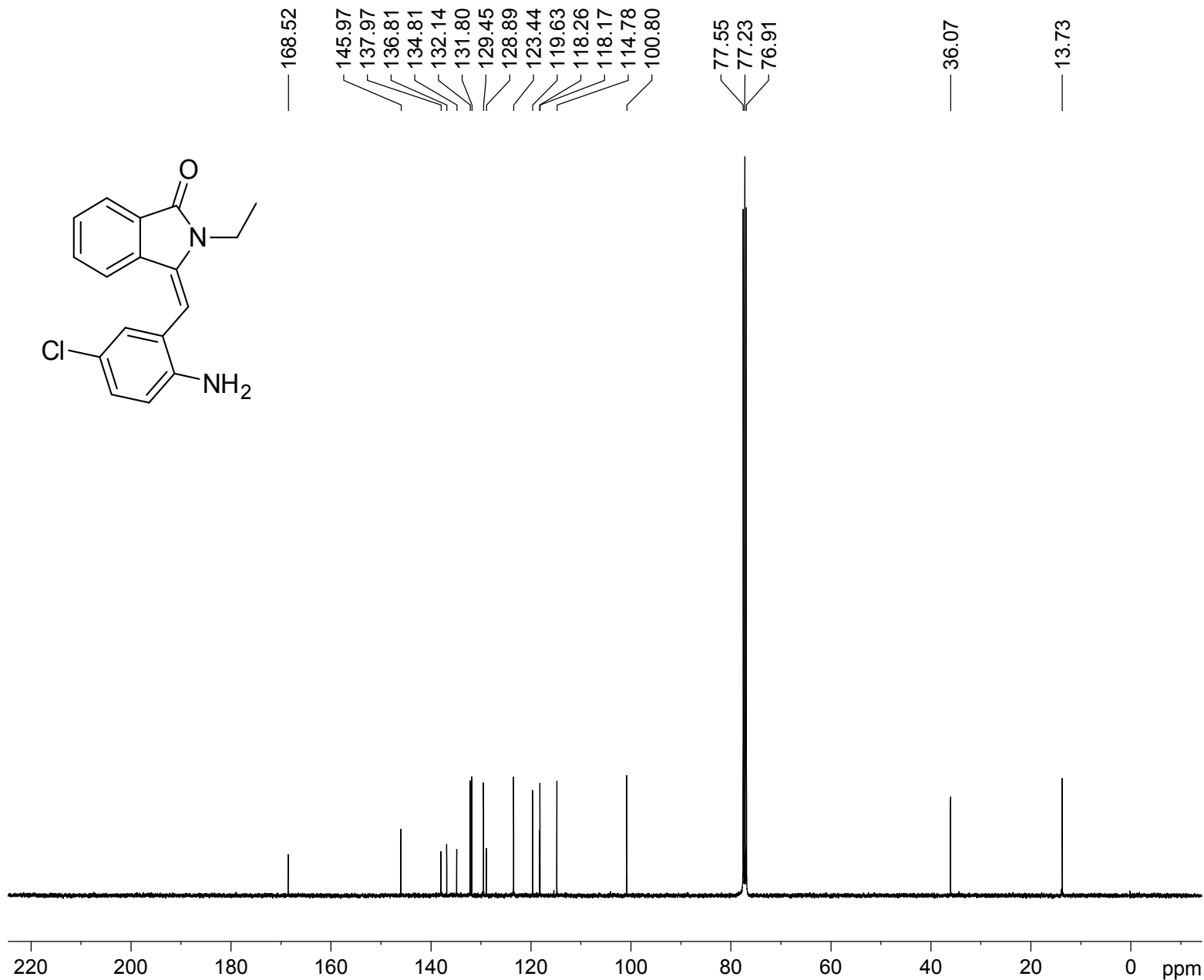
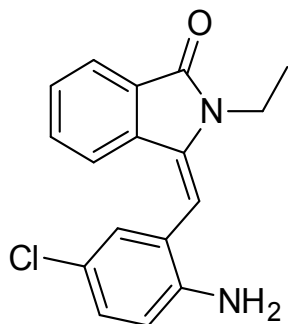
Current Data Parameters
 NAME isoindolones
 EXPNO 7
 PROCNO 1

F2 - Acquisition Parameters
 Date_ 20151220
 Time 18.15
 INSTRUM spect
 PROBHD 5 mm BBO BB-1H
 PULPROG zg30
 TD 32768
 SOLVENT CDCl3
 NS 32
 DS 0
 SWH 7246.377 Hz
 FIDRES 0.221142 Hz
 AQ 2.2609921 sec
 RG 181
 DW 69.000 usec
 DE 6.50 usec
 TE 297.6 K
 D1 2.00000000 sec
 TD0 1

===== CHANNEL f1 =====
 NUC1 1H
 P1 14.40 usec
 PL1 1.80 dB
 SFO1 400.1324008 MHz

F2 - Processing parameters
 SI 16384
 SF 400.1300087 MHz
 WDW EM
 SSB 0
 LB 0 Hz
 GB 0
 PC 1.00

3-(2-amino-5-chlorobenzylidene)-2-ethylisoindolin-1-one (4d)



Current Data Parameters

NAME isoindolones
EXPNO 8
PROCNO 1

F2 - Acquisition Parameters

Date_ 20151220
Time 18.18
INSTRUM spect
PROBHD 5 mm BBO BB-1H
PULPROG zgpg30
TD 32768
SOLVENT CDCl3
NS 2814
DS 0
SWH 24038.461 Hz
FIDRES 0.733596 Hz
AQ 0.6815744 sec
RG 8192
DW 20.800 usec
DE 6.50 usec
TE 297.5 K
D1 2.00000000 sec
D11 0.03000000 sec
TD0 1

===== CHANNEL f1 =====

NUC1 13C
P1 9.00 usec
PL1 7.00 dB
SFO1 100.6233325 MHz

===== CHANNEL f2 =====

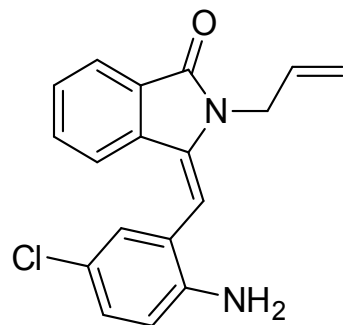
CPDPRG[2] waltz16
NUC2 1H
PCPD2 90.00 usec
PL2 1.80 dB
PL12 17.00 dB
PL13 20.00 dB
SFO2 400.1316005 MHz

F2 - Processing parameters

SI 32768
SF 100.6127484 MHz
WDW EM
SSB 0
LB 1.00 Hz
GB 0
PC 1.00

2-allyl-3-(2-amino-5-chlorobenzylidene)isoindolin-1-one (4e)

7.6436
7.6414
7.6249
7.6227
7.6061
7.6033
7.5445
7.5429
7.5258
7.5071
7.2609
7.1236
7.1175
7.0961
6.6631
6.6420
6.3953
5.4930
5.4800
5.4672
5.4633
5.4543
5.4502
5.4371
5.4243
5.4116
4.9485
4.9452
4.9225
4.9192
4.6390
4.6351
4.6317
4.5961
4.5922
4.5888
4.3147
4.3108
4.3071
4.3019
4.2982
4.2942
3.7775

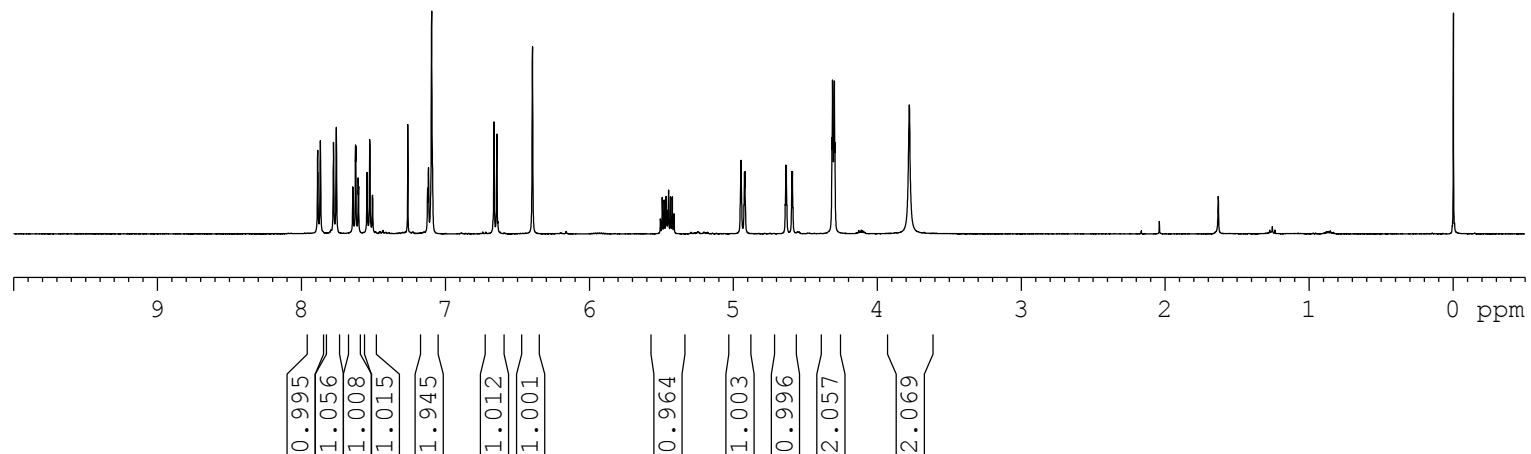


Current Data Parameters
NAME spiro1
EXPNO 22
PROCNO 1

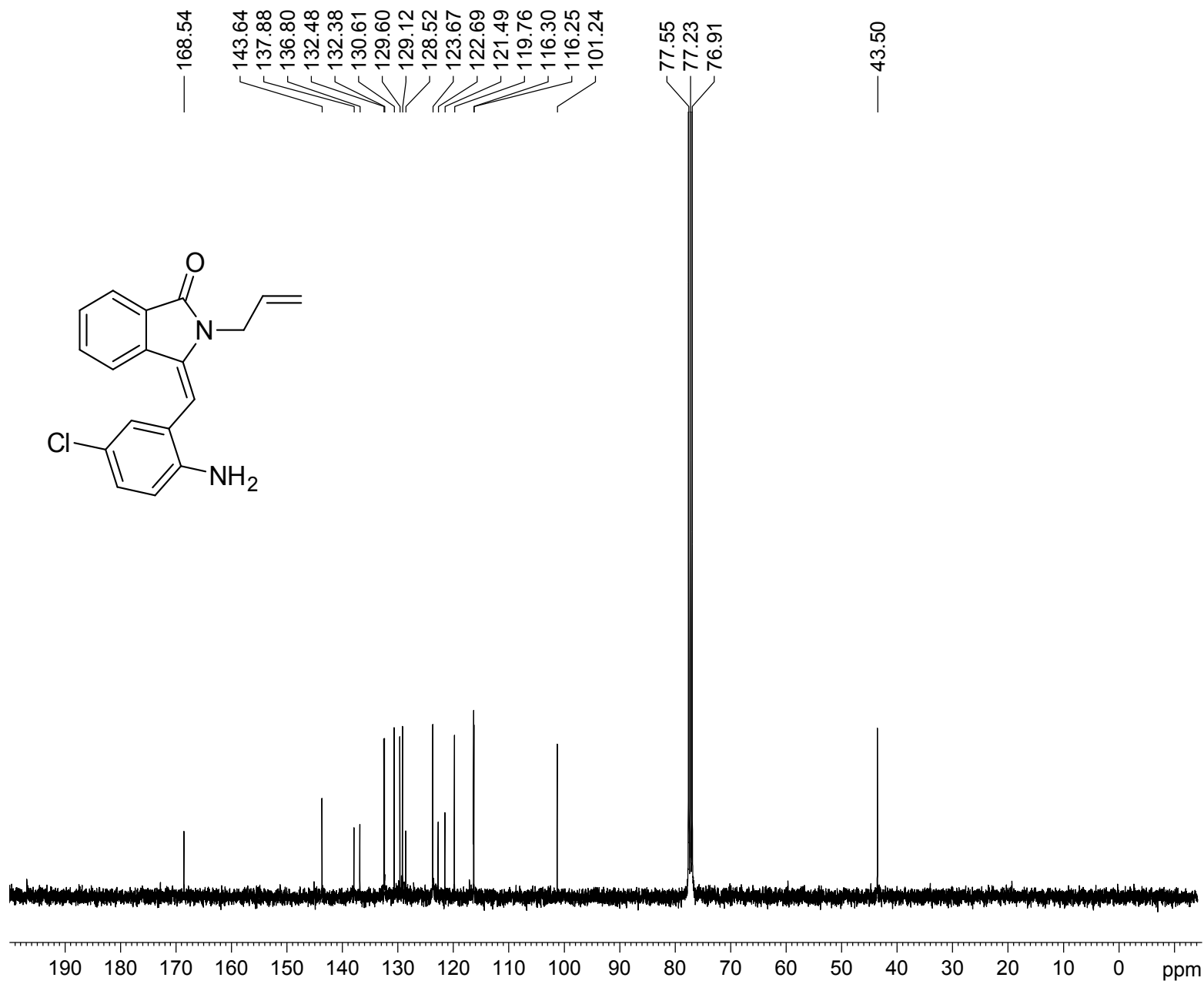
F2 - Acquisition Parameters
Date_ 20150912
Time 16.02
INSTRUM spect
PROBHD 5 mm PABBO BB/
PULPROG zg30
TD 32768
SOLVENT CDCl3
NS 32
DS 0
SWH 7211.539 Hz
FIDRES 0.220079 Hz
AQ 2.2719147 sec
RG 99.72
DW 69.333 usec
DE 10.50 usec
TE 297.9 K
D1 2.00000000 sec
TD0 1

===== CHANNEL f1 =====
SFO1 400.1324008 MHz
NUC1 1H
P1 12.90 usec
PLW1 15.00000000 W

F2 - Processing parameters
SI 16384
SF 400.1300094 MHz
WDW EM
SSB 0
LB 0 Hz
GB 0
PC 1.00



2-allyl-3-(2-amino-5-chlorobenzylidene)isoindolin-1-one (4e)



Current Data Parameters

NAME isoindolones
EXPNO 10
PROCNO 1

F2 - Acquisition Parameters

Date_ 20151220
Time 20.38
INSTRUM spect
PROBHD 5 mm BBO BB-1H
PULPROG zgpg30
TD 32768
SOLVENT CDCl3
NS 720
DS 0
SWH 24038.461 Hz
FIDRES 0.733596 Hz
AQ 0.6815744 sec
RG 8192
DW 20.800 usec
DE 6.50 usec
TE 297.4 K
D1 2.00000000 sec
D11 0.03000000 sec
TD0 1

===== CHANNEL f1 =====

NUC1 13C
P1 9.00 usec
PL1 7.00 dB
SFO1 100.6233325 MHz

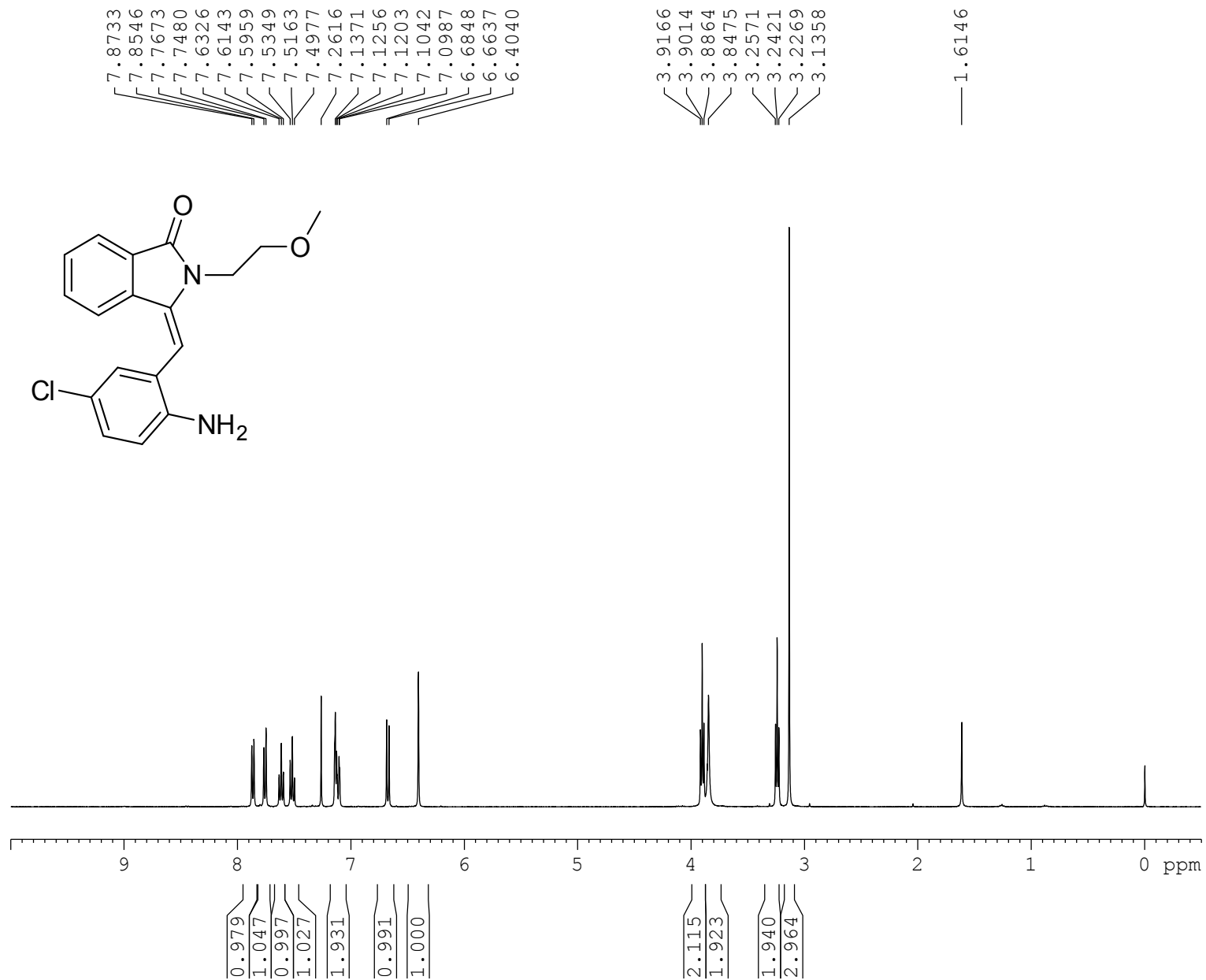
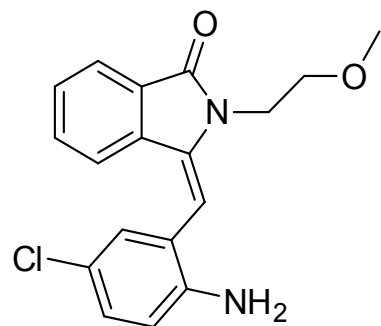
===== CHANNEL f2 =====

CPDPRG[2] waltz16
NUC2 1H
PCPD2 90.00 usec
PL2 1.80 dB
PL12 17.00 dB
PL13 20.00 dB
SFO2 400.1316005 MHz

F2 - Processing parameters

SI 32768
SF 100.6127485 MHz
WDW EM
SSB 0
LB 1.00 Hz
GB 0
PC 1.00

3-(2-amino-5-chlorobenzylidene)-2-(2-methoxyethyl)isoindolin-1-one (4f)



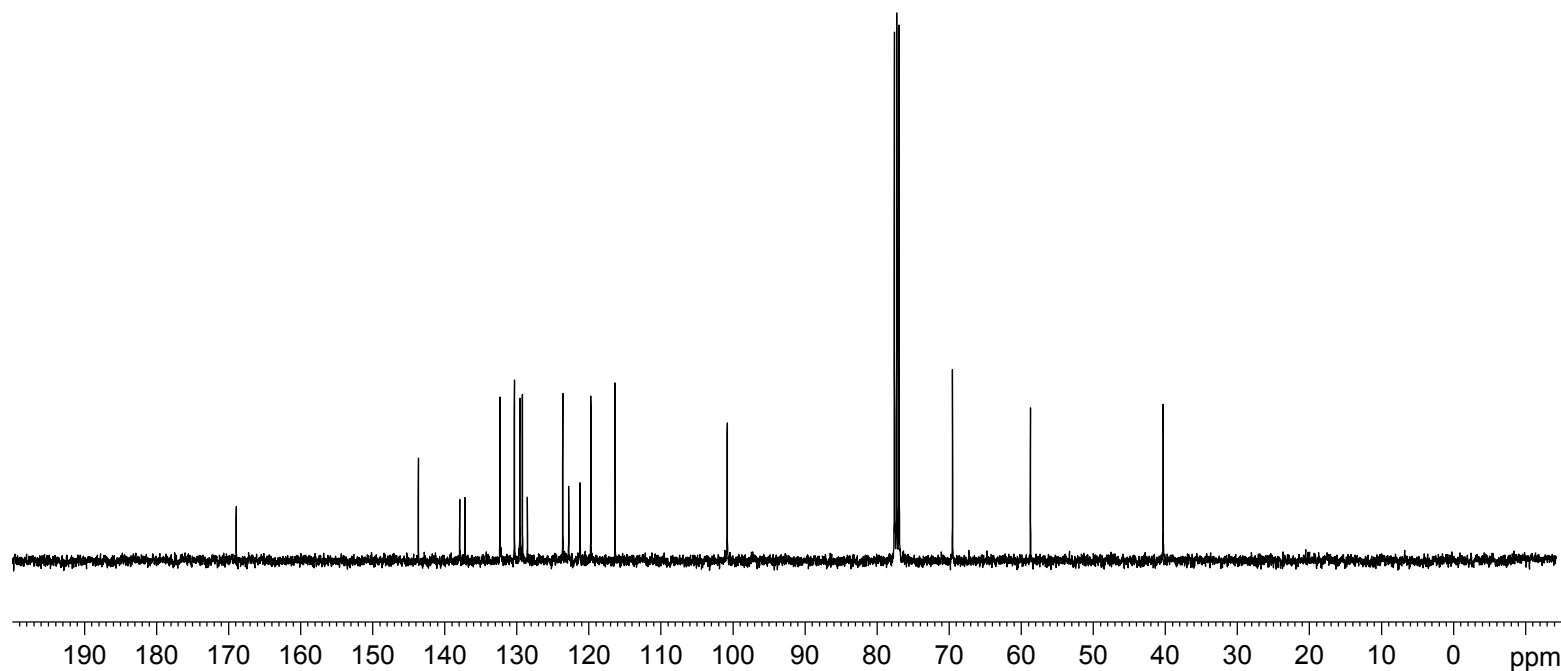
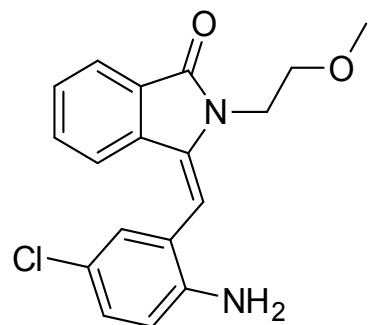
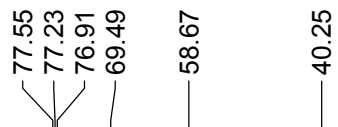
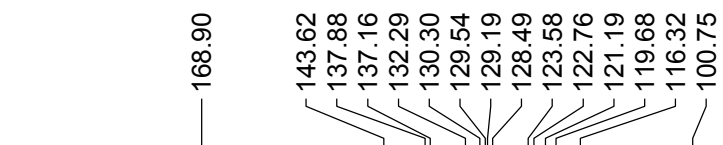
Current Data Parameters
 NAME project 1
 EXPNO 158
 PROCNO 1

F2 - Acquisition Parameters
 Date_ 20160128
 Time 18.51
 INSTRUM spect
 PROBHD 5 mm PABBO BB/
 PULPROG zg30
 TD 32768
 SOLVENT CDCl3
 NS 32
 DS 0
 SWH 7211.539 Hz
 FIDRES 0.220079 Hz
 AQ 2.2719147 sec
 RG 128.9
 DW 69.333 usec
 DE 10.50 usec
 TE 297.0 K
 D1 2.00000000 sec
 TD0 1

===== CHANNEL f1 =====
 SFO1 400.1324008 MHz
 NUC1 1H
 P1 12.90 usec
 PLW1 15.00000000 W

F2 - Processing parameters
 SI 16384
 SF 400.1300094 MHz
 WDW EM
 SSB 0
 LB 0 Hz
 GB 0
 PC 1.00

3-(2-amino-5-chlorobenzylidene)-2-(2-methoxyethyl)isoindolin-1-one (4f)



Current Data Parameters
 NAME spiro1
 EXPNO 27
 PROCNO 1

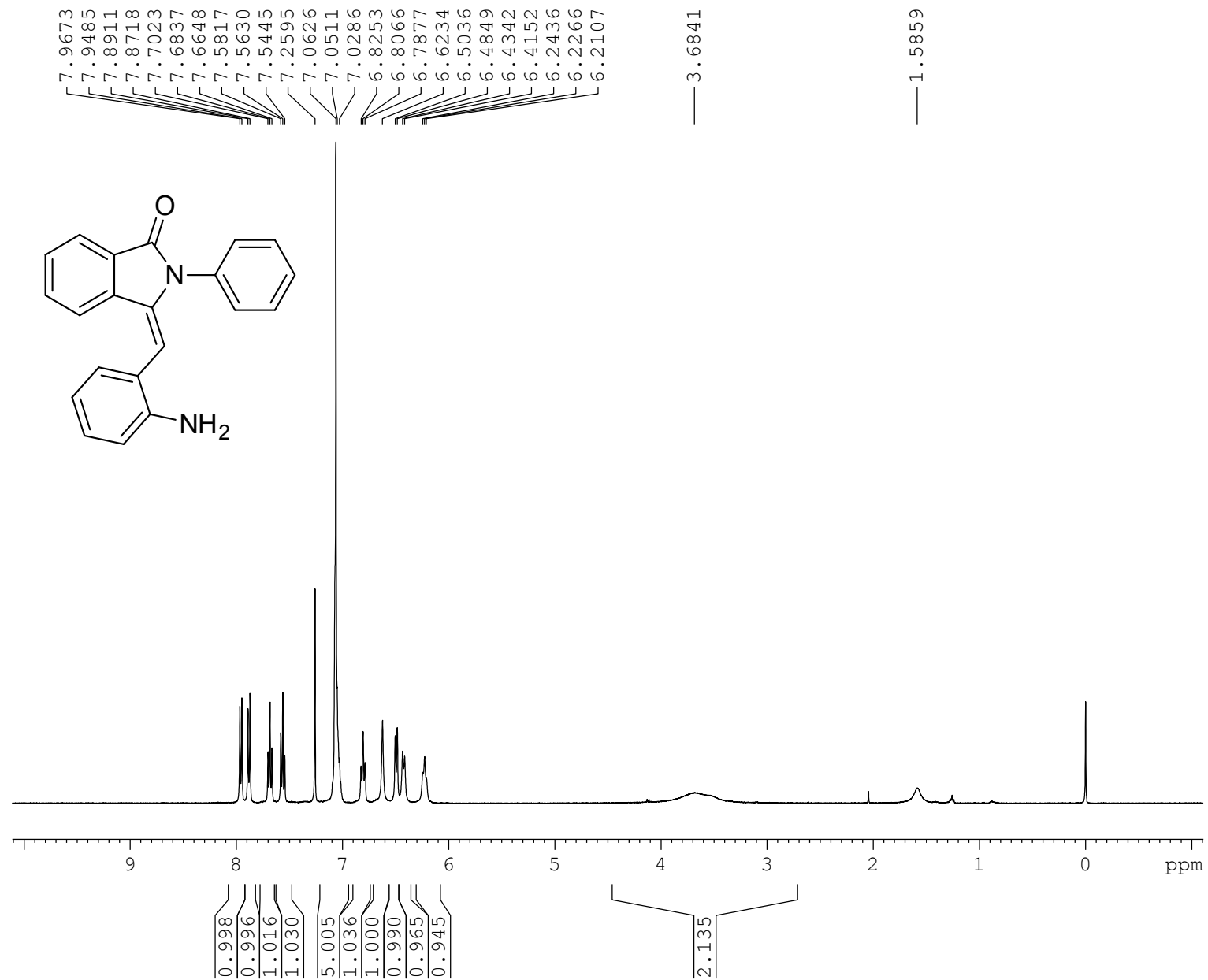
F2 - Acquisition Parameters
 Date_ 20150914
 Time 15.52
 INSTRUM spect
 PROBHD 5 mm PABBO BB/
 PULPROG zgpg30
 TD 32768
 SOLVENT CDCl3
 NS 106
 DS 0
 SWH 24038.461 Hz
 FIDRES 0.733596 Hz
 AQ 0.6815744 sec
 RG 198.09
 DW 20.800 usec
 DE 6.50 usec
 TE 298.7 K
 D1 2.00000000 sec
 D11 0.03000000 sec
 TD0 1

===== CHANNEL f1 =====
 SFO1 100.6233319 MHz
 NUC1 13C
 P1 10.00 usec
 PLW1 47.50000000 W

===== CHANNEL f2 =====
 SFO2 400.1316005 MHz
 NUC2 1H
 CPDPRG[2] waltz16
 PCPD2 90.00 usec
 PLW2 15.00000000 W
 PLW12 0.33750001 W
 PLW13 0.27338001 W

F2 - Processing parameters
 SI 32768
 SF 100.6127516 MHz
 WDW EM
 SSB 0
 LB 2.00 Hz
 GB 0
 PC 1.00

3-(2-aminobenzylidene)-2-phenylisoindolin-1-one (4g)



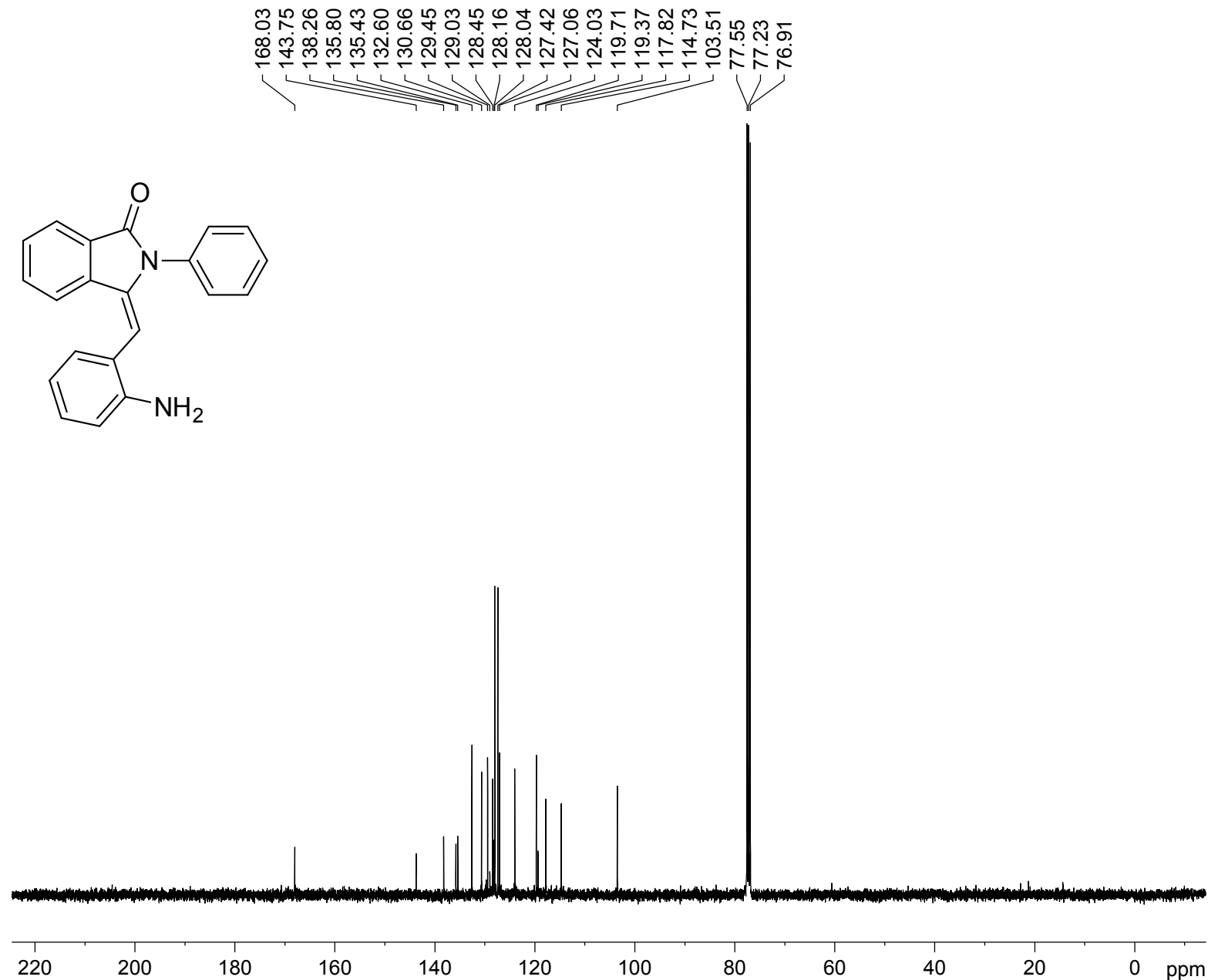
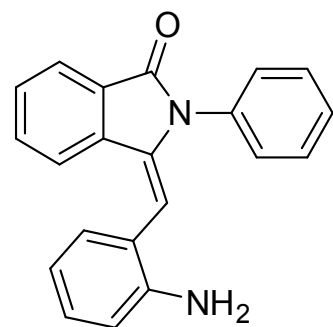
Current Data Parameters
 NAME isoindolones
 EXPNO 33
 PROCNO 1

F2 - Acquisition Parameters
 Date_ 20160203
 Time 13.07
 INSTRUM spect
 PROBHD 5 mm BBO BB-1H
 PULPROG zg30
 TD 32768
 SOLVENT CDCl3
 NS 32
 DS 0
 SWH 7246.377 Hz
 FIDRES 0.221142 Hz
 AQ 2.2609921 sec
 RG 256
 DW 69.000 usec
 DE 6.50 usec
 TE 295.7 K
 D1 2.0000000 sec
 TD0 1

===== CHANNEL f1 =====
 NUC1 1H
 P1 14.40 usec
 PL1 1.80 dB
 SFO1 400.1324008 MHz

F2 - Processing parameters
 SI 16384
 SF 400.1300096 MHz
 WDW EM
 SSB 0
 LB 0 Hz
 GB 0
 PC 1.00

3-(2-aminobenzylidene)-2-phenylisoindolin-1-one (4g)



Current Data Parameters

NAME isoindolones
EXPNO 41
PROCNO 1

F2 - Acquisition Parameters

Date_ 20160225
Time 18.38
INSTRUM spect
PROBHD 5 mm BBO BB-1H
PULPROG zgpg30
TD 32768
SOLVENT CDCl3
NS 334
DS 0
SWH 24038.461 Hz
FIDRES 0.733596 Hz
AQ 0.6815744 sec
RG 2896.3
DW 20.800 usec
DE 6.50 usec
TE 296.0 K
D1 2.0000000 sec
D11 0.0300000 sec
TD0 1

===== CHANNEL f1 =====

NUC1 13C
P1 9.00 usec
PL1 7.00 dB
SFO1 100.6233325 MHz

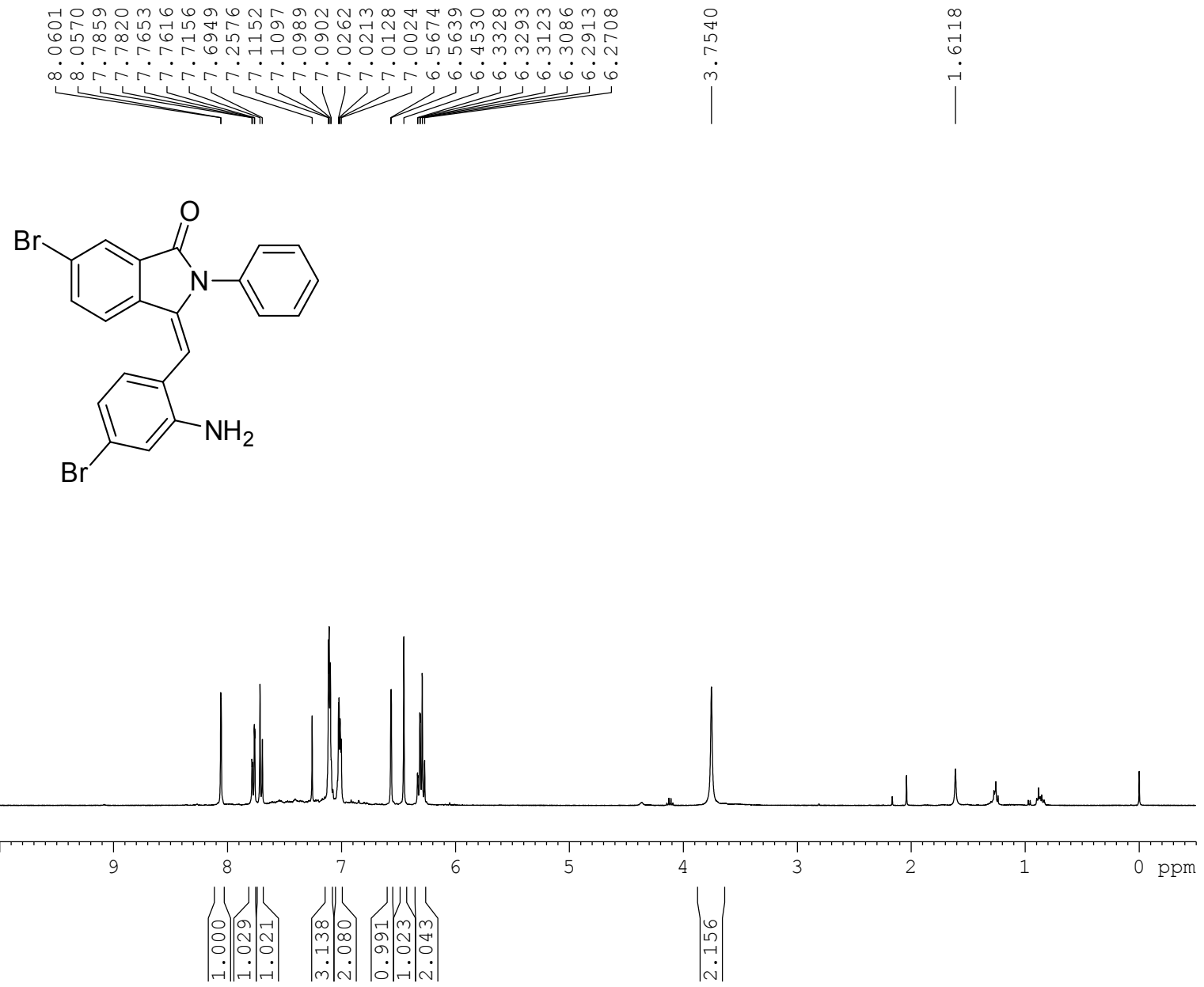
===== CHANNEL f2 =====

CPDPRG[2] waltz16
NUC2 1H
PCPD2 90.00 usec
PL2 1.80 dB
PL12 17.00 dB
PL13 20.00 dB
SFO2 400.1316005 MHz

F2 - Processing parameters

SI 32768
SF 100.6127521 MHz
WDW EM
SSB 0
LB 1.00 Hz
GB 0
PC 1.00

3-(2-amino-4-bromobenzylidene)-6-bromo-2-phenylisoindolin-1-one (4h)



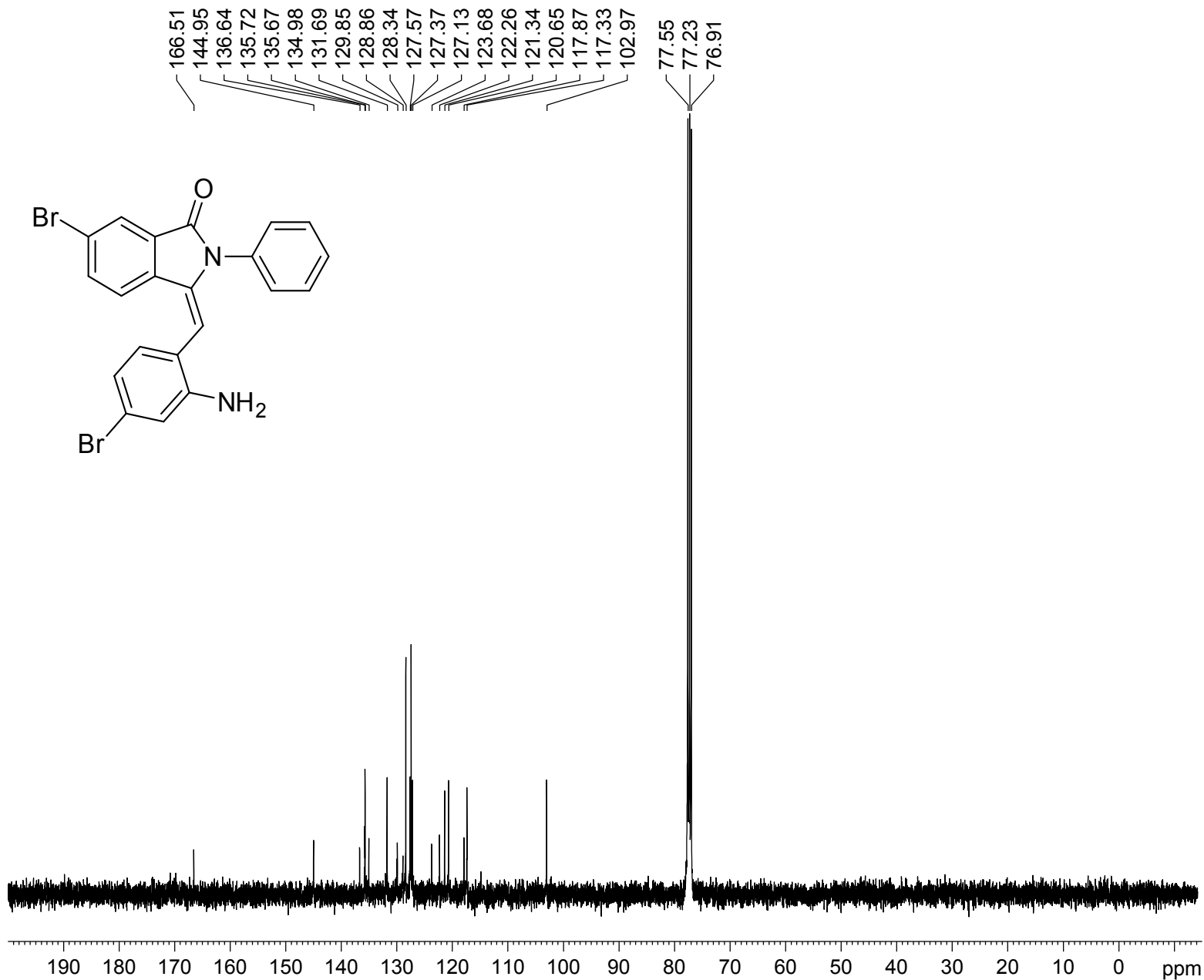
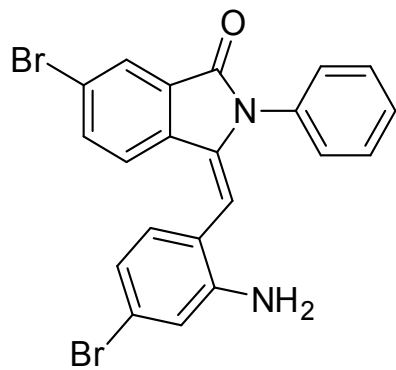
Current Data Parameters
 NAME isoindolones
 EXPNO 15
 PROCNO 1

F2 - Acquisition Parameters
 Date_ 20160119
 Time 21.55
 INSTRUM spect
 PROBHD 5 mm BBO BB-1H
 PULPROG zg30
 TD 32768
 SOLVENT CDCl3
 NS 32
 DS 0
 SWH 7246.377 Hz
 FIDRES 0.221142 Hz
 AQ 2.2609921 sec
 RG 181
 DW 69.000 usec
 DE 6.50 usec
 TE 297.8 K
 D1 2.00000000 sec
 TD0 1

===== CHANNEL f1 =====
 NUC1 1H
 P1 14.40 usec
 PL1 1.80 dB
 SFO1 400.1324008 MHz

F2 - Processing parameters
 SI 16384
 SF 400.1300104 MHz
 WDW EM
 SSB 0
 LB 0 Hz
 GB 0
 PC 1.00

3-(2-amino-4-bromobenzylidene)-6-bromo-2-phenylisoindolin-1-one (4h)



Current Data Parameters

NAME isoindolones
EXPNO 30
PROCNO 1

F2 - Acquisition Parameters

Date_ 20160202
Time 21.00
INSTRUM spect
PROBHD 5 mm BBO BB-1H
PULPROG zgpg30
TD 32768
SOLVENT CDCl3
NS 480
DS 0
SWH 24038.461 Hz
FIDRES 0.733596 Hz
AQ 0.6815744 sec
RG 8192
DW 20.800 usec
DE 6.50 usec
TE 296.6 K
D1 2.00000000 sec
D11 0.03000000 sec
TD0 1

===== CHANNEL f1 =====

NUC1 13C
P1 9.00 usec
PL1 7.00 dB
SFO1 100.6233325 MHz

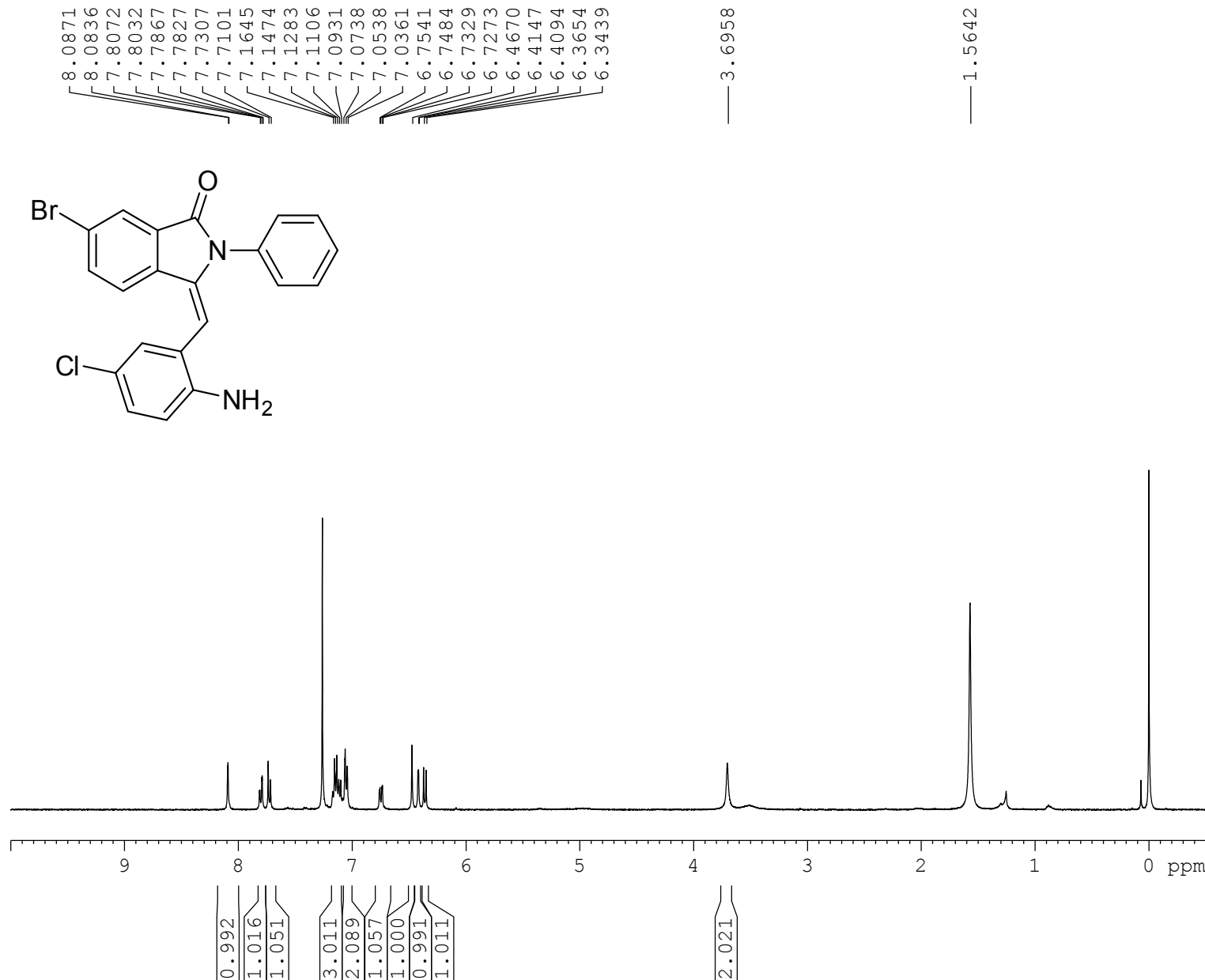
===== CHANNEL f2 =====

CPDPRG[2] waltz16
NUC2 1H
PCPD2 90.00 usec
PL2 1.80 dB
PL12 17.00 dB
PL13 20.00 dB
SFO2 400.1316005 MHz

F2 - Processing parameters

SI 32768
SF 100.6127499 MHz
WDW EM
SSB 0
LB 1.00 Hz
GB 0
PC 1.00

3-(2-amino-5-chlorobenzylidene)-6-bromo-2-phenylisoindolin-1-one (4i)



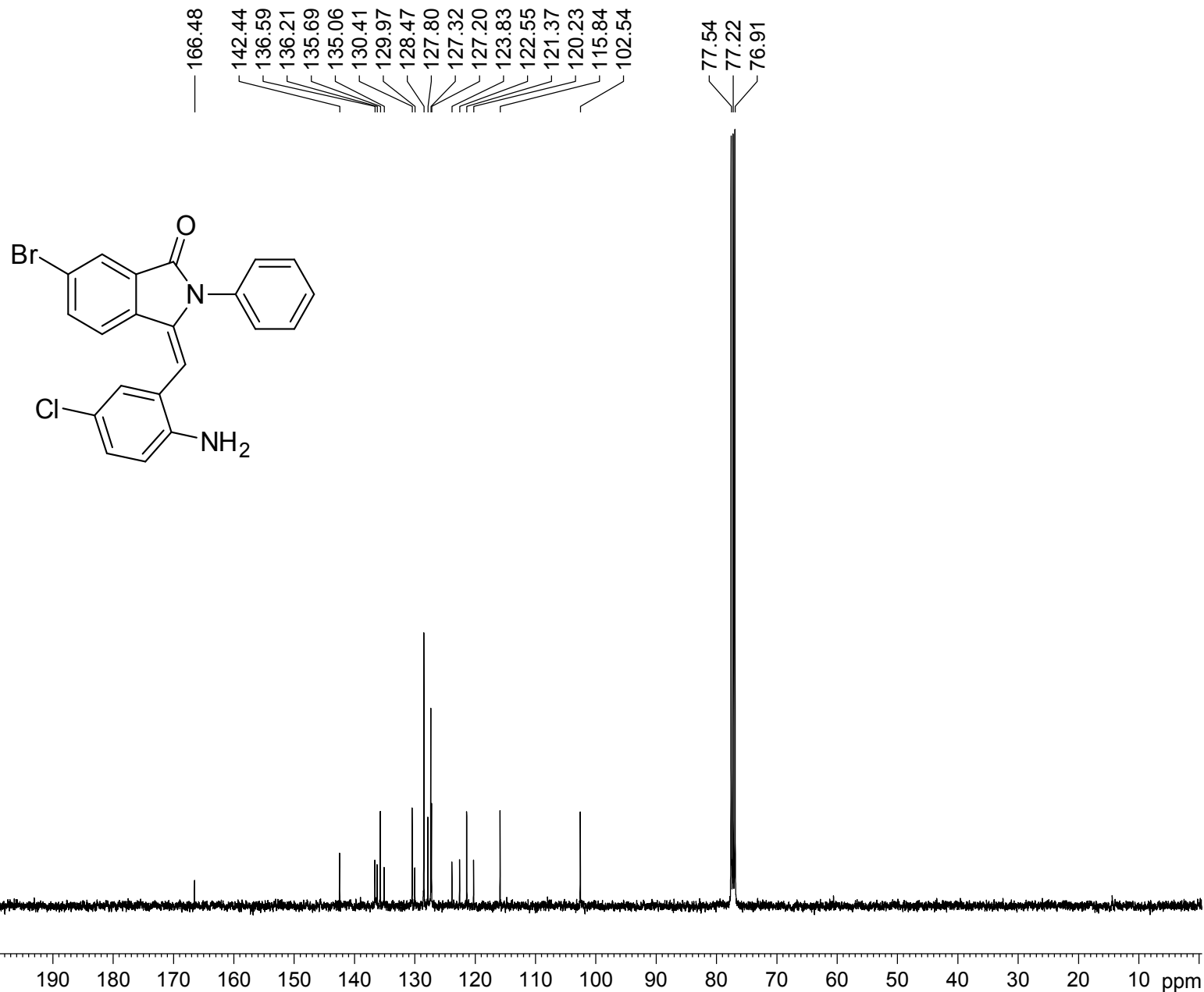
Current Data Parameters
 NAME isoindolones
 EXPNO 38
 PROCNO 1

F2 - Acquisition Parameters
 Date_ 20160222
 Time 13.53
 INSTRUM spect
 PROBHD 5 mm BBO BB-1H
 PULPROG zg30
 TD 32768
 SOLVENT CDCl3
 NS 32
 DS 0
 SWH 7246.377 Hz
 FIDRES 0.221142 Hz
 AQ 2.2609921 sec
 RG 322.5
 DW 69.000 usec
 DE 6.50 usec
 TE 295.3 K
 D1 2.0000000 sec
 TD0 1

===== CHANNEL f1 =====
 NUC1 1H
 P1 14.40 usec
 PL1 1.80 dB
 SFO1 400.1324008 MHz

F2 - Processing parameters
 SI 16384
 SF 400.1300087 MHz
 WDW EM
 SSB 0
 LB 0 Hz
 GB 0
 PC 1.00

3-(2-amino-5-chlorobenzylidene)-6-bromo-2-phenylisoindolin-1-one (4i)



Current Data Parameters

NAME project 1
 EXPNO 202
 PROCNO 1

F2 - Acquisition Parameters

Date_ 20160216
 Time 22.46
 INSTRUM spect
 PROBHD 5 mm PABBO BB/
 PULPROG zgpg30
 TD 32768
 SOLVENT CDCl3
 NS 605
 DS 0
 SWH 24038.461 Hz
 FIDRES 0.733596 Hz
 AQ 0.6815744 sec
 RG 198.09
 DW 20.800 usec
 DE 6.50 usec
 TE 298.2 K
 D1 2.00000000 sec
 D11 0.03000000 sec
 TD0 1

===== CHANNEL f1 =====

SFO1 100.6228298 MHz
 NUC1 13C
 P1 10.00 usec
 PLW1 47.50000000 W

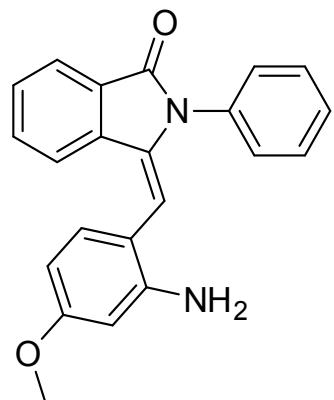
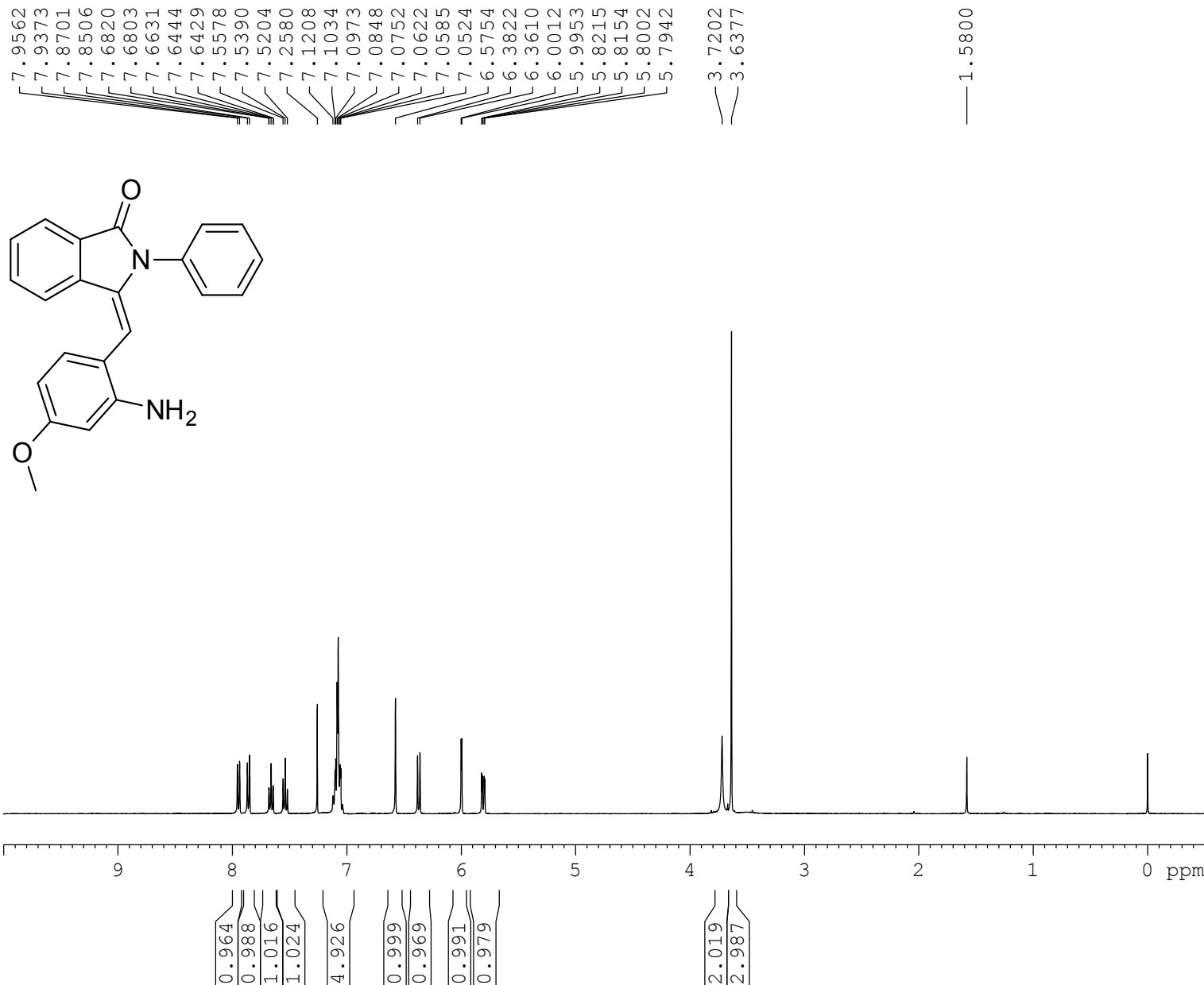
===== CHANNEL f2 =====

SFO2 400.1316005 MHz
 NUC2 1H
 CPDPRG[2] waltz16
 PCPD2 90.00 usec
 PLW2 15.00000000 W
 PLW12 0.33750001 W
 PLW13 0.27338001 W

F2 - Processing parameters

SI 32768
 SF 100.6127479 MHz
 WDW EM
 SSB 0
 LB 2.00 Hz
 GB 0
 PC 1.00

3-(2-amino-4-methoxybenzylidene)-2-phenylisoindolin-1-one (4j)



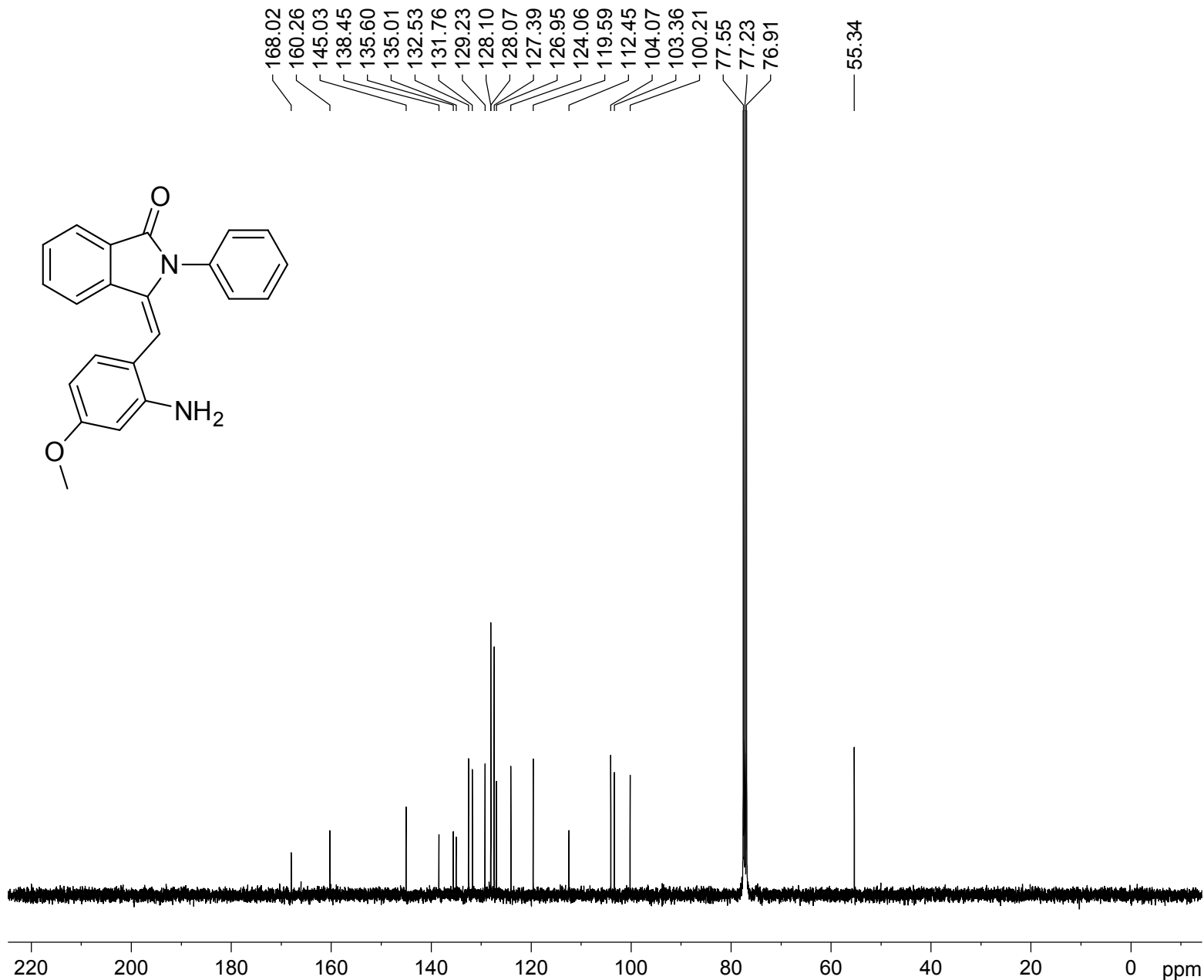
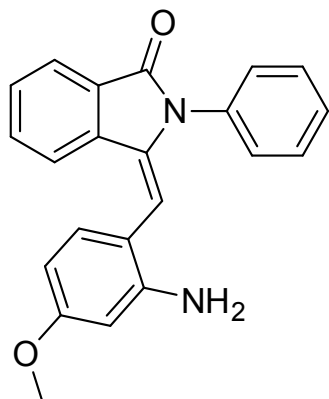
Current Data Parameters
 NAME isoindolones
 EXPNO 3
 PROCNO 1

F2 - Acquisition Parameters
 Date_ 20151220
 Time 15.42
 INSTRUM spect
 PROBHD 5 mm BBO BB-1H
 PULPROG zg30
 TD 32768
 SOLVENT CDCl3
 NS 32
 DS 0
 SWH 7246.377 Hz
 FIDRES 0.221142 Hz
 AQ 2.2609921 sec
 RG 256
 DW 69.000 usec
 DE 6.50 usec
 TE 297.5 K
 D1 2.0000000 sec
 TD0 1

===== CHANNEL f1 =====
 NUC1 1H
 P1 14.40 usec
 PL1 1.80 dB
 SFO1 400.1324008 MHz

F2 - Processing parameters
 SI 16384
 SF 400.1300100 MHz
 WDW EM
 SSB 0
 LB 0 Hz
 GB 0
 PC 1.00

3-(2-amino-4-methoxybenzylidene)-2-phenylisoindolin-1-one (4j)



Current Data Parameters

NAME isoindolones
EXPNO 4
PROCNO 1

F2 - Acquisition Parameters

Date_ 20151220
Time 15.44
INSTRUM spect
PROBHD 5 mm BBO BB-1H
PULPROG zgpg30
TD 32768
SOLVENT CDCl3
NS 1300
DS 0
SWH 24038.461 Hz
FIDRES 0.733596 Hz
AQ 0.6815744 sec
RG 8192
DW 20.800 usec
DE 6.50 usec
TE 297.4 K
D1 2.00000000 sec
D11 0.03000000 sec
TD0 1

==== CHANNEL f1 =====

NUC1 13C
P1 9.00 usec
PL1 7.00 dB
SFO1 100.6233325 MHz

==== CHANNEL f2 =====

CPDPRG[2] waltz16
NUC2 1H
PCPD2 90.00 usec
PL2 1.80 dB
PL12 17.00 dB
PL13 20.00 dB
SFO2 400.1316005 MHz

F2 - Processing parameters

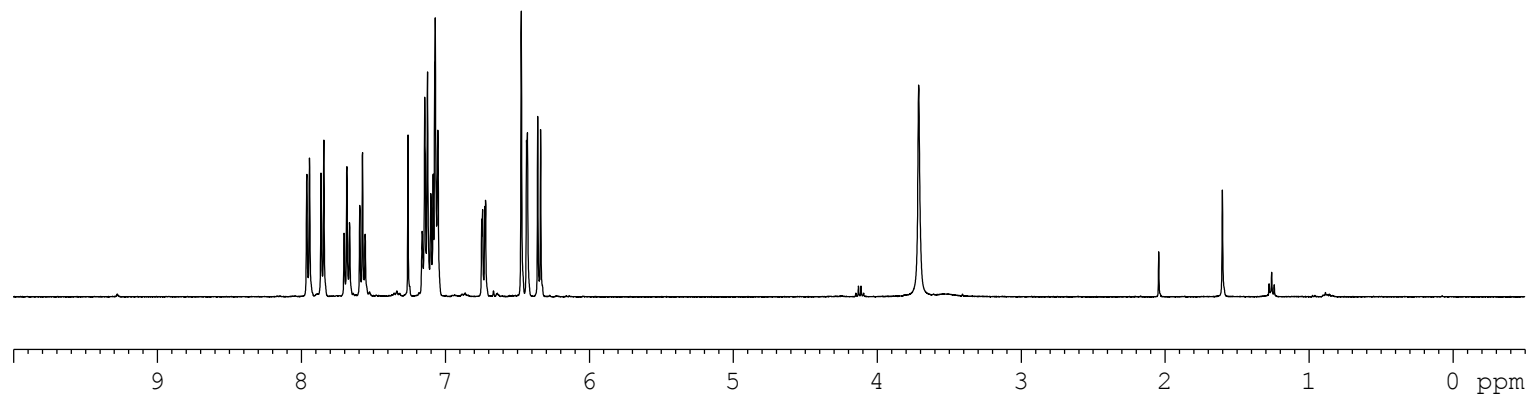
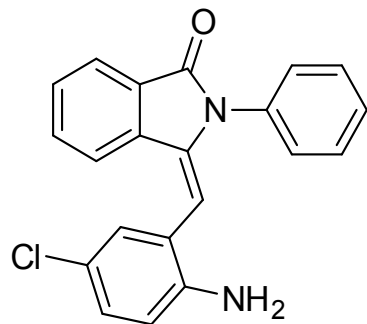
SI 32768
SF 100.6127477 MHz
WDW EM
SSB 0
LB 1.00 Hz
GB 0
PC 1.00

3-(2-amino-5-chlorobenzylidene)-2-phenylisoindolin-1-one (4k)

7.9632
7.9444
7.8643
7.8449
7.7041
7.6855
7.6667
7.5950
7.5765
7.5580
7.2601
7.1614
7.1443
7.1252
7.1020
7.0848
7.0702
7.0527
6.7483
6.7427
6.7271
6.7214
6.4731
6.4363
6.4309
6.3596
6.3383

3.7118

1.6021



0.969
1.011
0.990
1.035
2.025
2.970
0.959
0.970
0.923
0.982

2.000

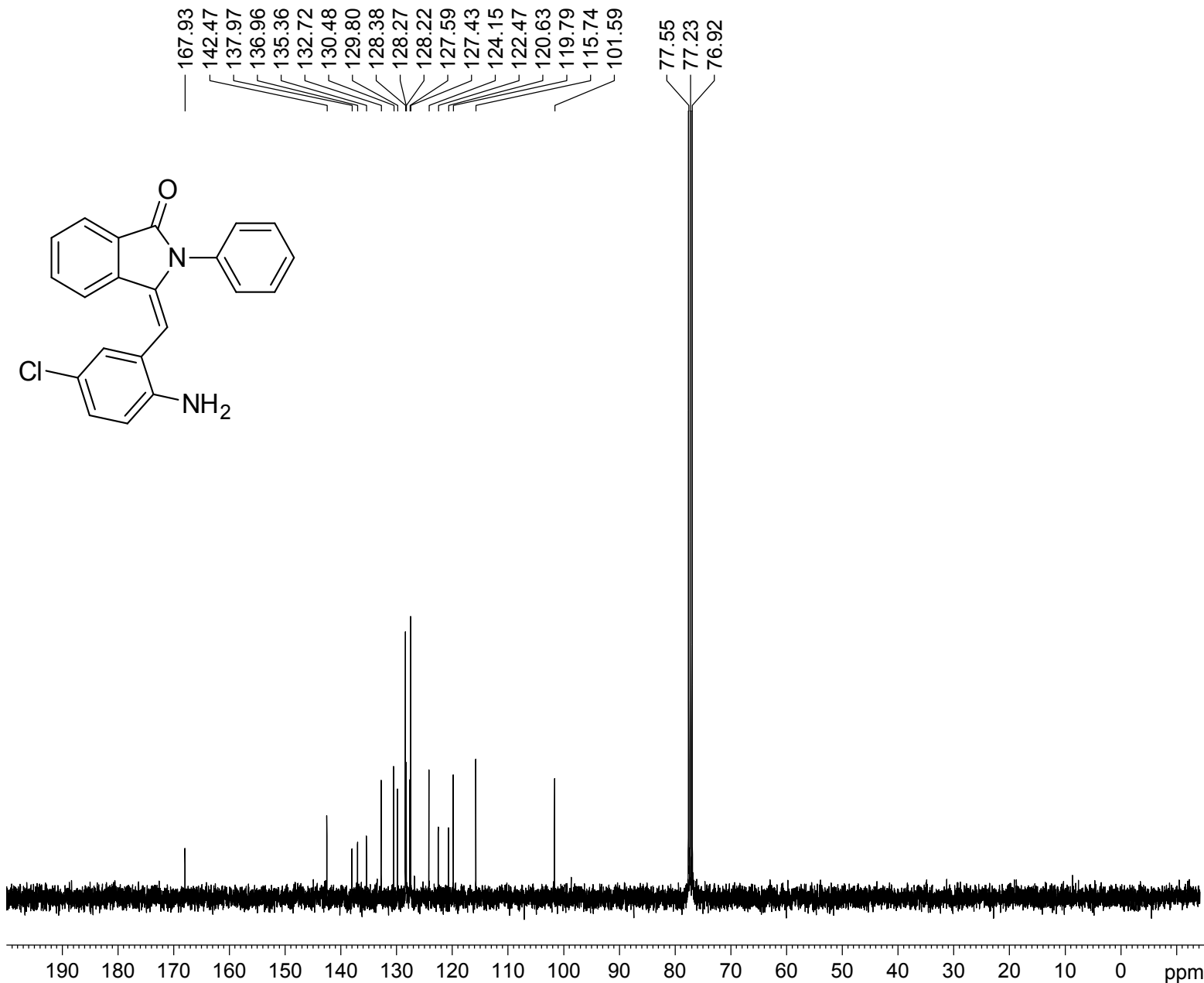
Current Data Parameters
NAME isoindolones
EXPNO 20
PROCNO 1

F2 - Acquisition Parameters
Date_ 20160129
Time 13.40
INSTRUM spect
PROBHD 5 mm BBO BB-1H
PULPROG zg30
TD 32768
SOLVENT CDCl3
NS 32
DS 0
SWH 7246.377 Hz
FIDRES 0.221142 Hz
AQ 2.2609921 sec
RG 181
DW 69.000 usec
DE 6.50 usec
TE 297.7 K
D1 2.0000000 sec
TD0 1

===== CHANNEL f1 =====
NUC1 1H
P1 14.40 usec
PL1 1.80 dB
SFO1 400.1324008 MHz

F2 - Processing parameters
SI 16384
SF 400.1300096 MHz
WDW EM
SSB 0
LB 0 Hz
GB 0
PC 1.00

3-(2-amino-5-chlorobenzylidene)-2-phenylisoindolin-1-one (4k)



Current Data Parameters

NAME isoindolones
EXPNO 21
PROCNO 1

F2 - Acquisition Parameters

Date_ 20160129
Time 13.46
INSTRUM spect
PROBHD 5 mm BBO BB-1H
PULPROG zgpg30
TD 32768
SOLVENT CDCl3
NS 158
DS 0
SWH 24038.461 Hz
FIDRES 0.733596 Hz
AQ 0.6815744 sec
RG 8192
DW 20.800 usec
DE 6.50 usec
TE 297.8 K
D1 2.00000000 sec
D11 0.03000000 sec
TD0 1

==== CHANNEL f1 =====

NUC1 13C
P1 9.00 usec
PL1 7.00 dB
SFO1 100.6233325 MHz

==== CHANNEL f2 =====

CPDPRG[2] waltz16
NUC2 1H
PCPD2 90.00 usec
PL2 1.80 dB
PL12 17.00 dB
PL13 20.00 dB
SFO2 400.1316005 MHz

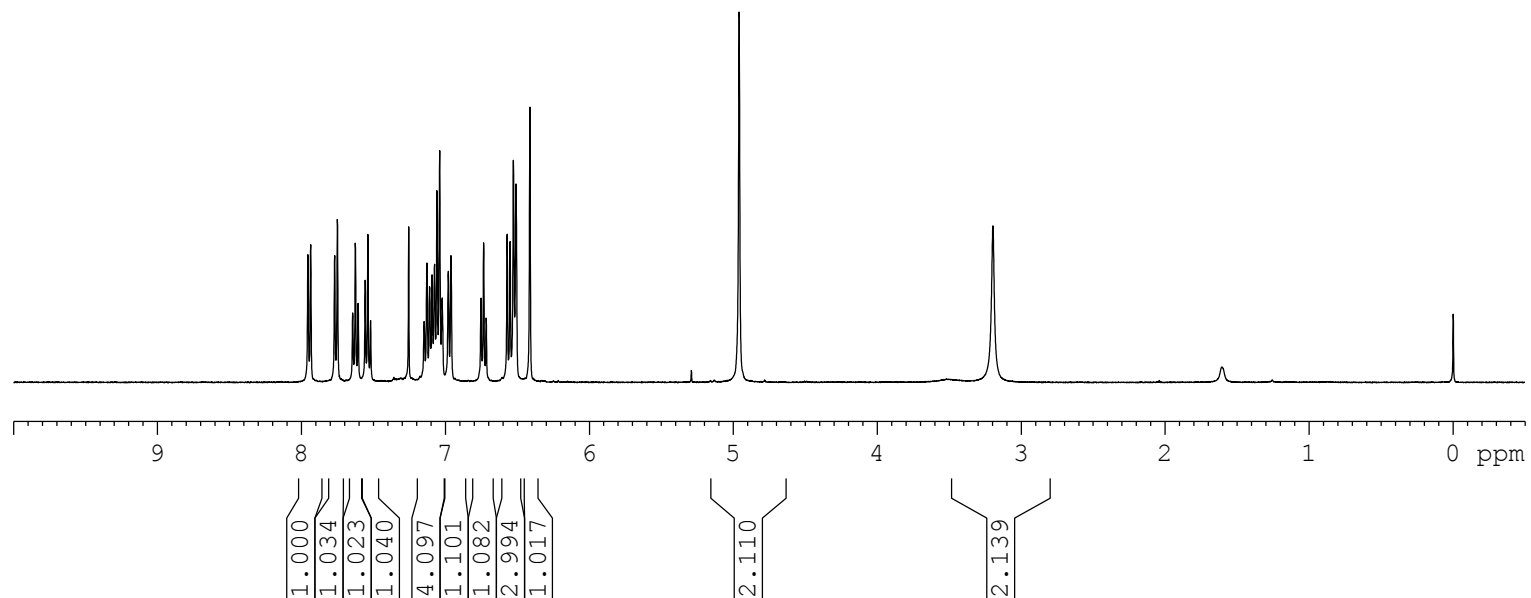
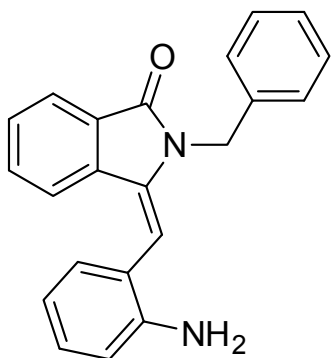
F2 - Processing parameters

SI 32768
SF 100.6127485 MHz
WDW EM
SSB 0
LB 1.00 Hz
GB 0
PC 1.00

3-(2-aminobenzylidene)-2-benzylisoindolin-1-one (4l)

7.9358
7.7690
7.7499
7.6454
7.6270
7.6083
7.5591
7.5405
7.5219
7.2565
7.1496
7.1305
7.1119
7.0946
7.0770
7.0601
7.0413
7.0241
6.9815
6.9630
6.7550
6.7365
6.7182
6.5731
6.5532
6.5291
6.5108
6.4150
4.9607

3.1975



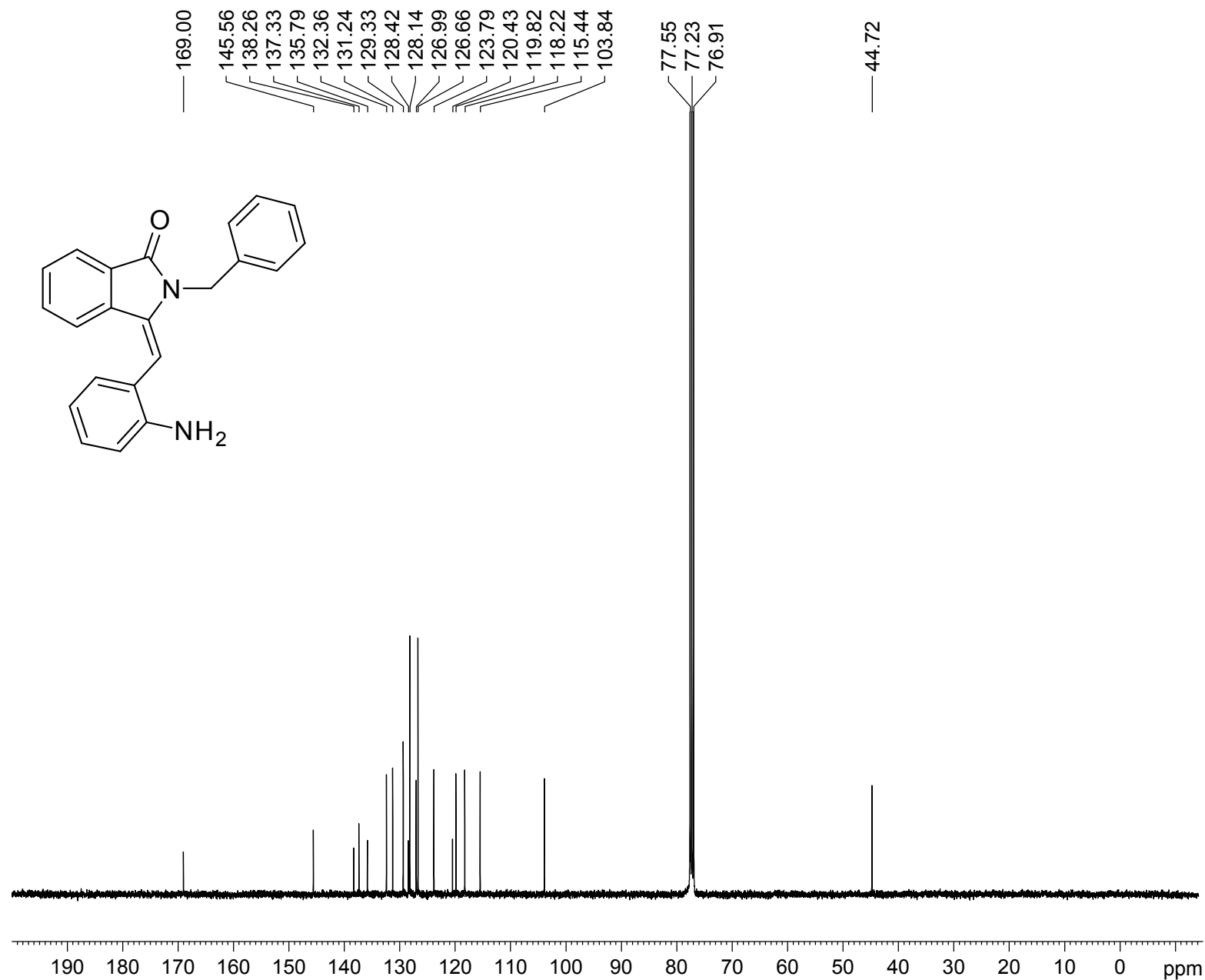
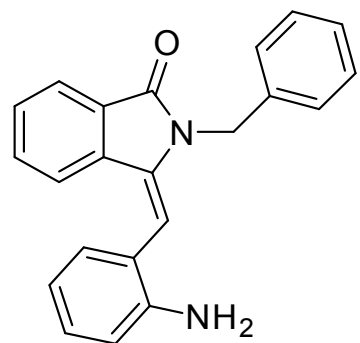
Current Data Parameters
NAME isoindolones
EXPNO 5
PROCNO 1

F2 - Acquisition Parameters
Date_ 20151220
Time 16.47
INSTRUM spect
PROBHD 5 mm BBO BB-1H
PULPROG zg30
TD 32768
SOLVENT CDCl3
NS 32
DS 0
SWH 7246.377 Hz
FIDRES 0.221142 Hz
AQ 2.2609921 sec
RG 181
DW 69.000 usec
DE 6.50 usec
TE 297.7 K
D1 2.0000000 sec
TD0 1

===== CHANNEL f1 =====
NUC1 1H
P1 14.40 usec
PL1 1.80 dB
SFO1 400.1324008 MHz

F2 - Processing parameters
SI 16384
SF 400.1300107 MHz
WDW EM
SSB 0
LB 0 Hz
GB 0
PC 1.00

3-(2-aminobenzylidene)-2-benzylisoindolin-1-one (4l)



Current Data Parameters

NAME isoindolones
EXPNO 6
PROCNO 1

F2 - Acquisition Parameters

Date_ 20151220
Time 16.50
INSTRUM spect
PROBHD 5 mm BBO BB-1H
PULPROG zgpg30
TD 32768
SOLVENT CDCl3
NS 1762
DS 0
SWH 24038.461 Hz
FIDRES 0.733596 Hz
AQ 0.6815744 sec
RG 8192
DW 20.800 usec
DE 6.50 usec
TE 297.5 K
D1 2.00000000 sec
D11 0.03000000 sec
TD0 1

===== CHANNEL f1 =====

NUC1 13C
P1 9.00 usec
PL1 7.00 dB
SFO1 100.6233325 MHz

===== CHANNEL f2 =====

CPDPRG[2] waltz16
NUC2 1H
PCPD2 90.00 usec
PL2 1.80 dB
PL12 17.00 dB
PL13 20.00 dB
SFO2 400.1316005 MHz

F2 - Processing parameters

SI 32768
SF 100.6127485 MHz
WDW EM
SSB 0
LB 1.00 Hz
GB 0
PC 1.00

3-(2-amino-4-bromobenzylidene)-2-benzylisoindolin-1-one (4m)

7.9534
7.9346
7.7575
7.7384
7.6533
7.6350
7.6160
7.5722
7.5535
7.5349
7.2581
7.1140
7.0949
7.0763
7.0607
6.8386
6.8344
6.8185
6.8144
6.7878
6.7677
6.7024
6.6983
6.5704
6.5536
6.2694
4.9355

3.2727

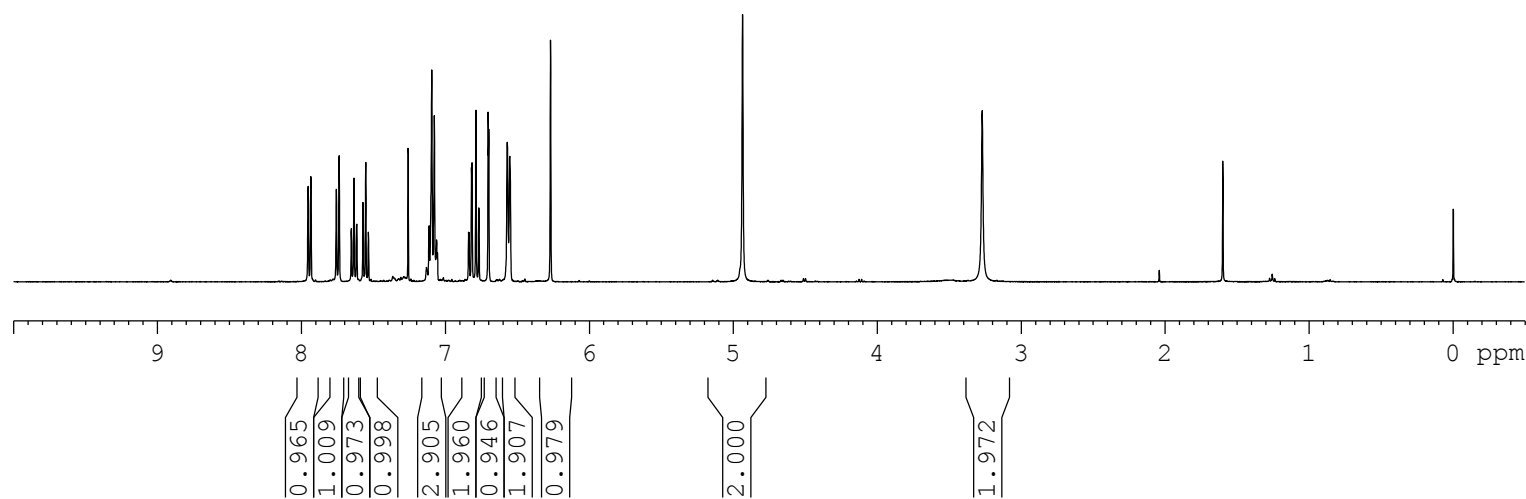
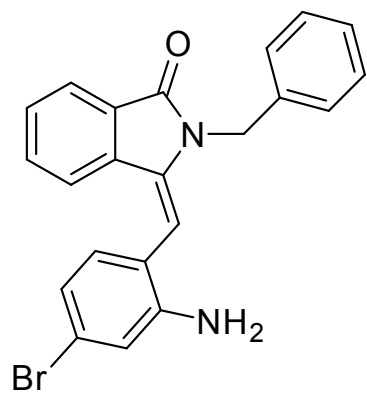
1.6011

Current Data Parameters
NAME isoindolones
EXPNO 1
PROCNO 1

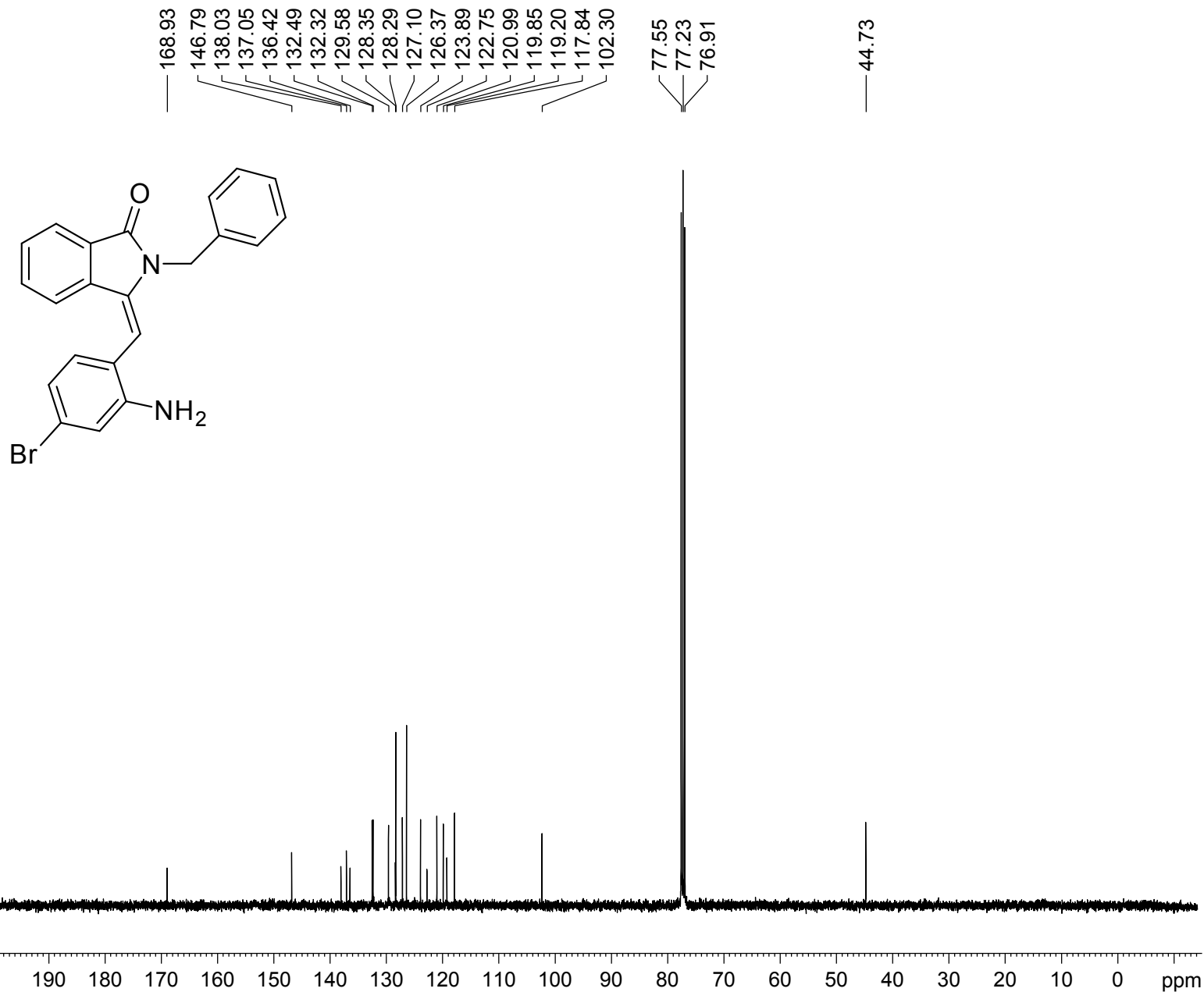
F2 - Acquisition Parameters
Date_ 20151220
Time 23.22
INSTRUM spect
PROBHD 5 mm BBO BB-1H
PULPROG zg30
TD 32768
SOLVENT CDCl3
NS 32
DS 0
SWH 7246.377 Hz
FIDRES 0.221142 Hz
AQ 2.2609921 sec
RG 181
DW 69.000 usec
DE 6.50 usec
TE 297.6 K
D1 2.0000000 sec
TD0 1

===== CHANNEL f1 =====
NUC1 1H
P1 14.40 usec
PL1 1.80 dB
SFO1 400.1324008 MHz

F2 - Processing parameters
SI 16384
SF 400.1300102 MHz
WDW EM
SSB 0
LB 0 Hz
GB 0
PC 1.00



3-(2-amino-4-bromobenzylidene)-2-benzylisoindolin-1-one (4m)



Current Data Parameters

NAME isoindolones
EXPNO 2
PROCNO 1

F2 - Acquisition Parameters

Date_ 20151220
Time 23.25
INSTRUM spect
PROBHD 5 mm BBO BB-1H
PULPROG zgpg30
TD 32768
SOLVENT CDCl3
NS 345
DS 0
SWH 24038.461 Hz
FIDRES 0.733596 Hz
AQ 0.6815744 sec
RG 8192
DW 20.800 usec
DE 6.50 usec
TE 297.5 K
D1 2.00000000 sec
D11 0.03000000 sec
TD0 1

===== CHANNEL f1 =====

NUC1 13C
P1 9.00 usec
PL1 7.00 dB
SFO1 100.6233325 MHz

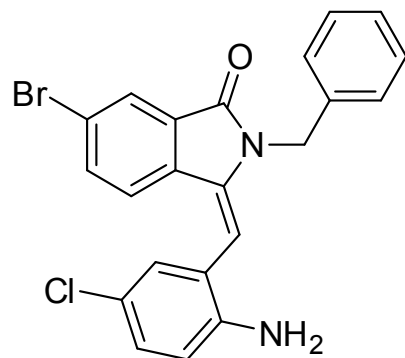
===== CHANNEL f2 =====

CPDPRG[2] waltz16
NUC2 1H
PCPD2 90.00 usec
PL2 1.80 dB
PL12 17.00 dB
PL13 20.00 dB
SFO2 400.1316005 MHz

F2 - Processing parameters

SI 32768
SF 100.6127485 MHz
WDW EM
SSB 0
LB 1.00 Hz
GB 0
PC 1.00

3-(2-amino-5-chlorobenzylidene)-2-benzyl-6-bromoisindolin-1-one (4n)



8.0693
7.7525
7.7321
7.6127
7.5923
7.2541
7.1171
7.0885
7.0705
6.8379
6.5208
6.4994
6.4752
6.2835

4.9367

3.2459

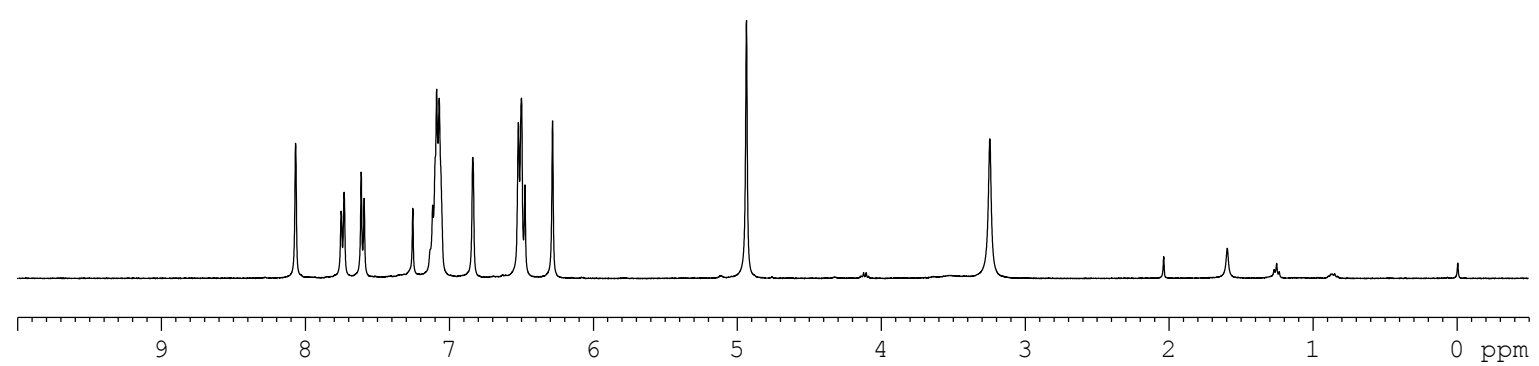
1.5960

Current Data Parameters
 NAME isoindolones
 EXPNO 11
 PROCNO 1

F2 - Acquisition Parameters
 Date_ 20151220
 Time 21.57
 INSTRUM spect
 PROBHD 5 mm BBO BB-1H
 PULPROG zg30
 TD 32768
 SOLVENT CDCl3
 NS 32
 DS 0
 SWH 7246.377 Hz
 FIDRES 0.221142 Hz
 AQ 2.2609921 sec
 RG 181
 DW 69.000 usec
 DE 6.50 usec
 TE 297.3 K
 D1 2.0000000 sec
 TD0 1

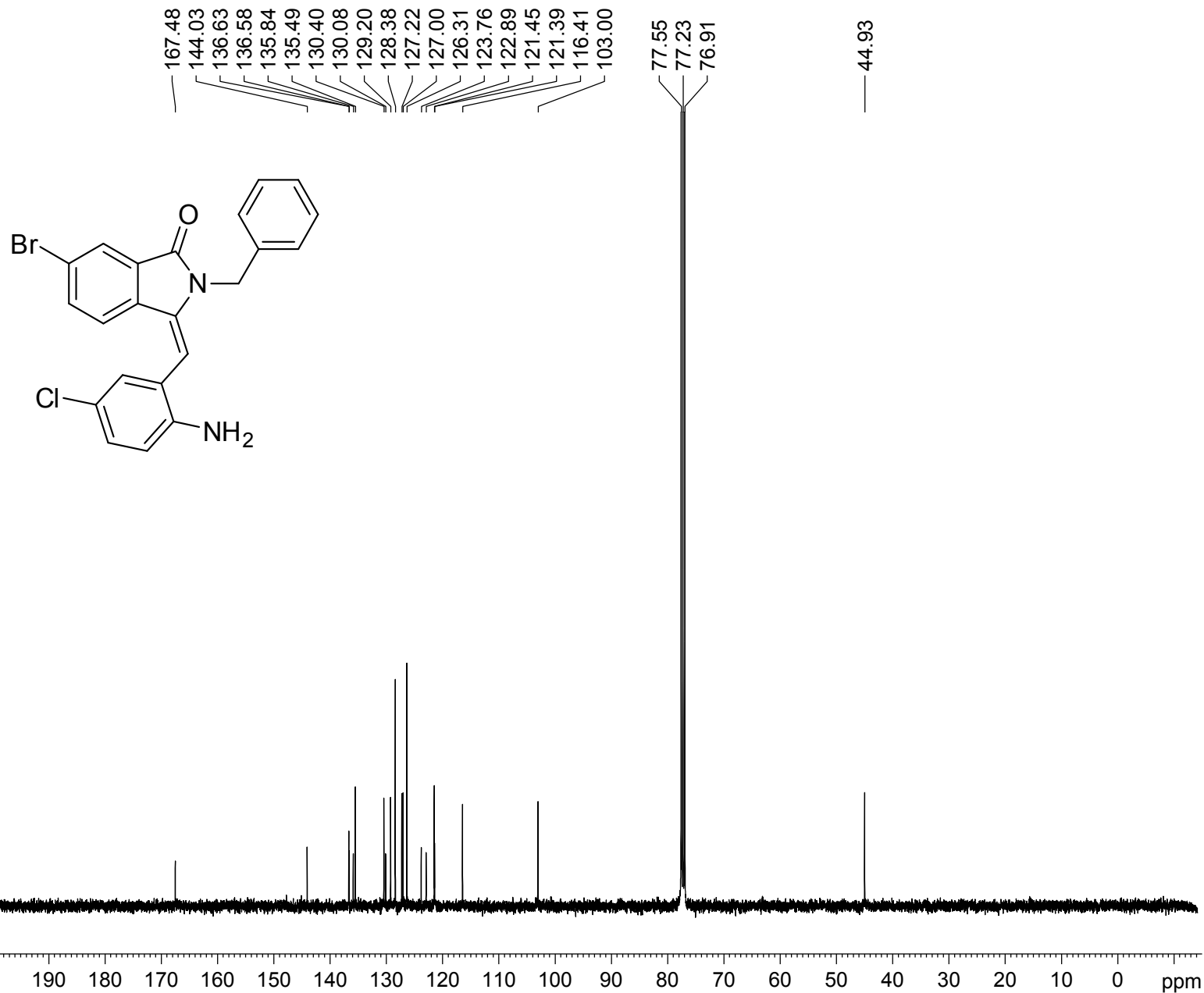
===== CHANNEL f1 =====
 NUC1 1H
 P1 14.40 usec
 PL1 1.80 dB
 SFO1 400.1324008 MHz

F2 - Processing parameters
 SI 16384
 SF 400.1300118 MHz
 WDW EM
 SSB 0
 LB 0 Hz
 GB 0
 PC 1.00



0.942
1.004
1.029
3.904
1.042
2.932
0.988
2.000
1.967

3-(2-amino-5-chlorobenzylidene)-2-benzyl-6-bromoisoindolin-1-one (4n)



Current Data Parameters

NAME isoindolones
EXPNO 12
PROCNO 1

F2 - Acquisition Parameters

Date_ 20151220
Time 21.58
INSTRUM spect
PROBHD 5 mm BBO BB-1H
PULPROG zgpg30
TD 32768
SOLVENT CDCl3
NS 727
DS 0
SWH 24038.461 Hz
FIDRES 0.733596 Hz
AQ 0.6815744 sec
RG 8192
DW 20.800 usec
DE 6.50 usec
TE 297.3 K
D1 2.00000000 sec
D11 0.03000000 sec
TD0 1

===== CHANNEL f1 =====

NUC1 13C
P1 9.00 usec
PL1 7.00 dB
SFO1 100.6233325 MHz

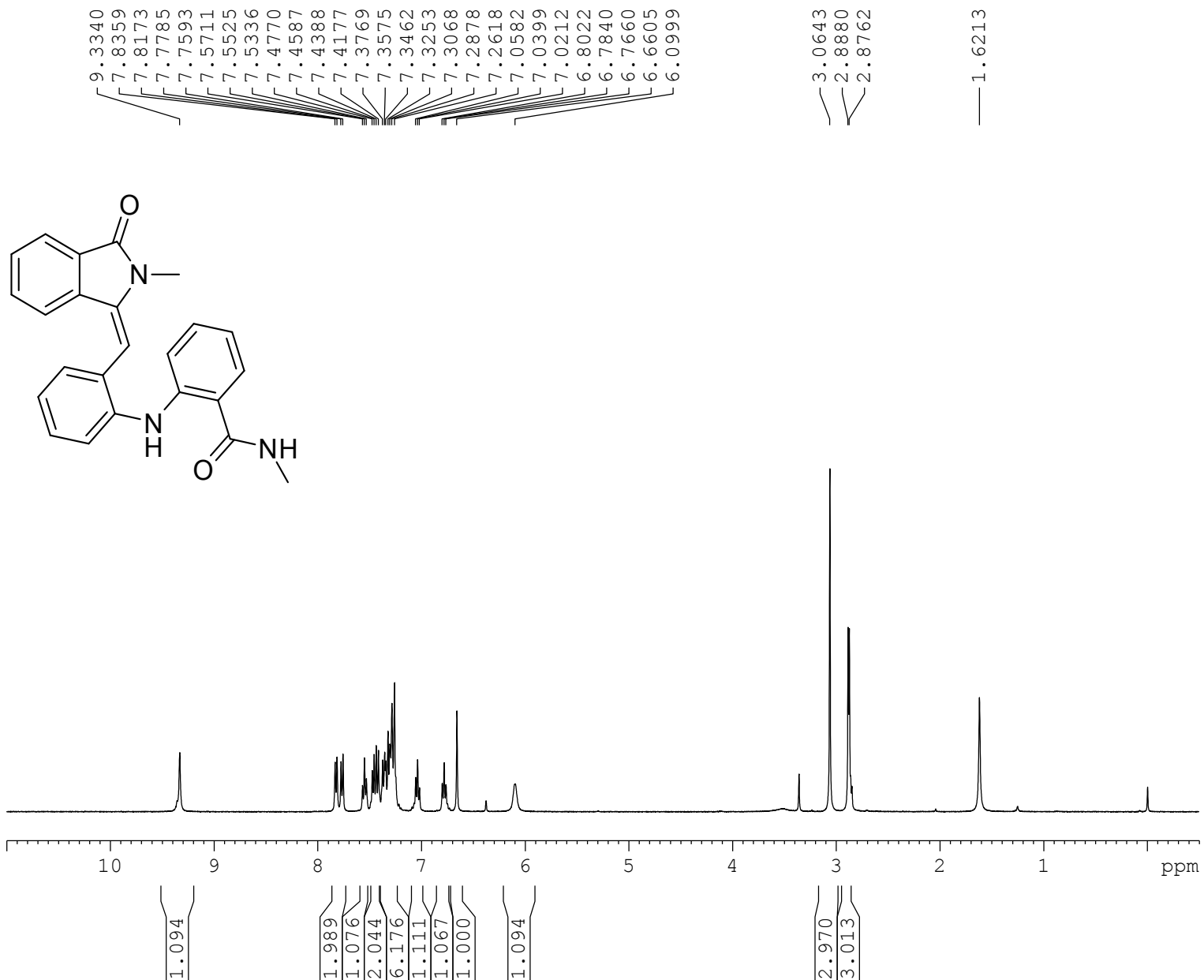
===== CHANNEL f2 =====

CPDPRG[2] waltz16
NUC2 1H
PCPD2 90.00 usec
PL2 1.80 dB
PL12 17.00 dB
PL13 20.00 dB
SFO2 400.1316005 MHz

F2 - Processing parameters

SI 32768
SF 100.6127485 MHz
WDW EM
SSB 0
LB 1.00 Hz
GB 0
PC 1.00

N-methyl-2-((2-((2-methyl-3-oxoisoindolin-1-ylidene)methyl)phenyl)amino)benzamide (5a)



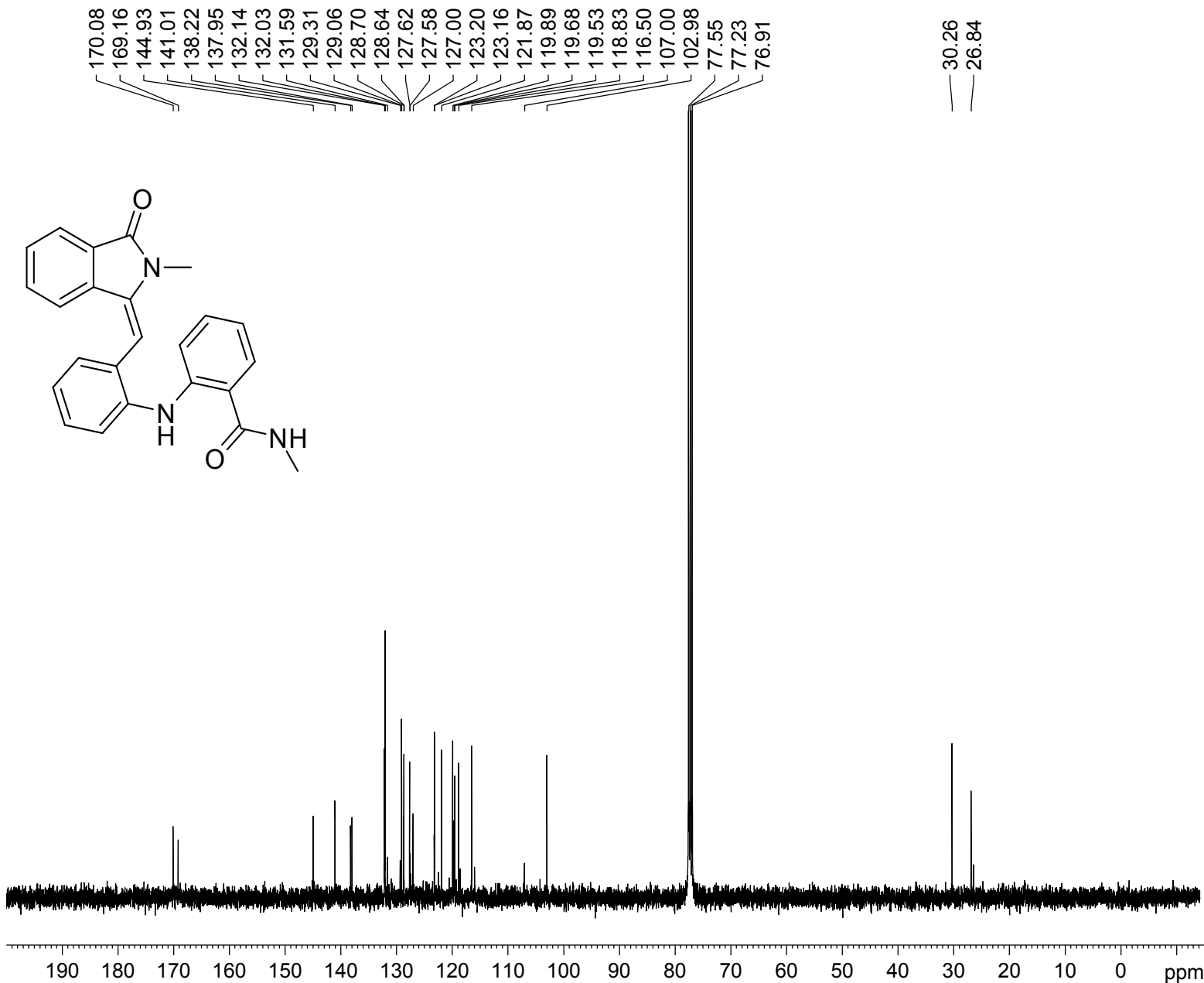
Current Data Parameters
 NAME isoindolones
 EXPNO 22
 PROCNO 1

F2 - Acquisition Parameters
 Date_ 20160129
 Time 20.26
 INSTRUM spect
 PROBHD 5 mm BBO BB-1H
 PULPROG zg30
 TD 32768
 SOLVENT CDCl3
 NS 32
 DS 0
 SWH 7246.377 Hz
 FIDRES 0.221142 Hz
 AQ 2.2609921 sec
 RG 228.1
 DW 69.000 usec
 DE 6.50 usec
 TE 297.4 K
 D1 2.00000000 sec
 TD0 1

===== CHANNEL f1 =====
 NUC1 1H
 P1 14.40 usec
 PL1 1.80 dB
 SFO1 400.1324008 MHz

F2 - Processing parameters
 SI 16384
 SF 400.1300091 MHz
 WDW EM
 SSB 0
 LB 0 Hz
 GB 0
 PC 1.00

N-methyl-2-((2-((2-methyl-3-oxoisindolin-1-ylidene)methyl)phenyl)amino)benzamide (5a)



Current Data Parameters

NAME isindolones
 EXPNO 24
 PROCNO 1

F2 - Acquisition Parameters

Date_ 20160201
 Time 13.32
 INSTRUM spect
 PROBHD 5 mm BBO BB-1H
 PULPROG zgpg30
 TD 32768
 SOLVENT CDCl3
 NS 996
 DS 0
 SWH 24038.461 Hz
 FIDRES 0.733596 Hz
 AQ 0.6815744 sec
 RG 8192
 DW 20.800 usec
 DE 6.50 usec
 TE 297.7 K
 D1 2.00000000 sec
 D11 0.03000000 sec
 TD0 1

===== CHANNEL f1 =====

NUC1 13C
 P1 9.00 usec
 PL1 7.00 dB
 SFO1 100.6233325 MHz

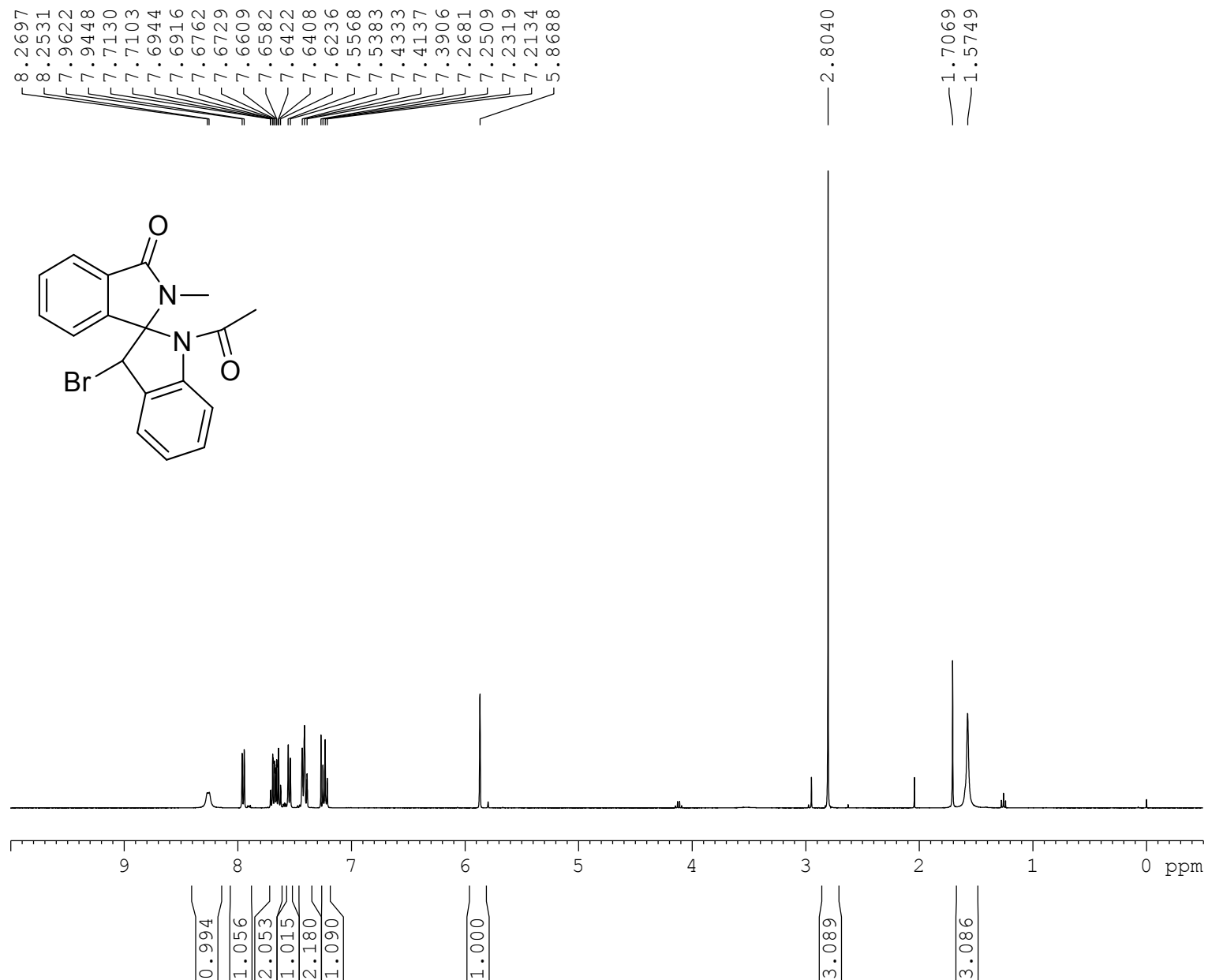
===== CHANNEL f2 =====

CPDPRG[2] waltz16
 NUC2 1H
 PCPD2 90.00 usec
 PL2 1.80 dB
 PL12 17.00 dB
 PL13 20.00 dB
 SFO2 400.1316005 MHz

F2 - Processing parameters

SI 32768
 SF 100.6127477 MHz
 WDW EM
 SSB 0
 LB 1.00 Hz
 GB 0
 PC 1.00

1-acetyl-3-bromo-2'-methylspiro[indoline-2,1'-isoindolin]-3'-one (6a)



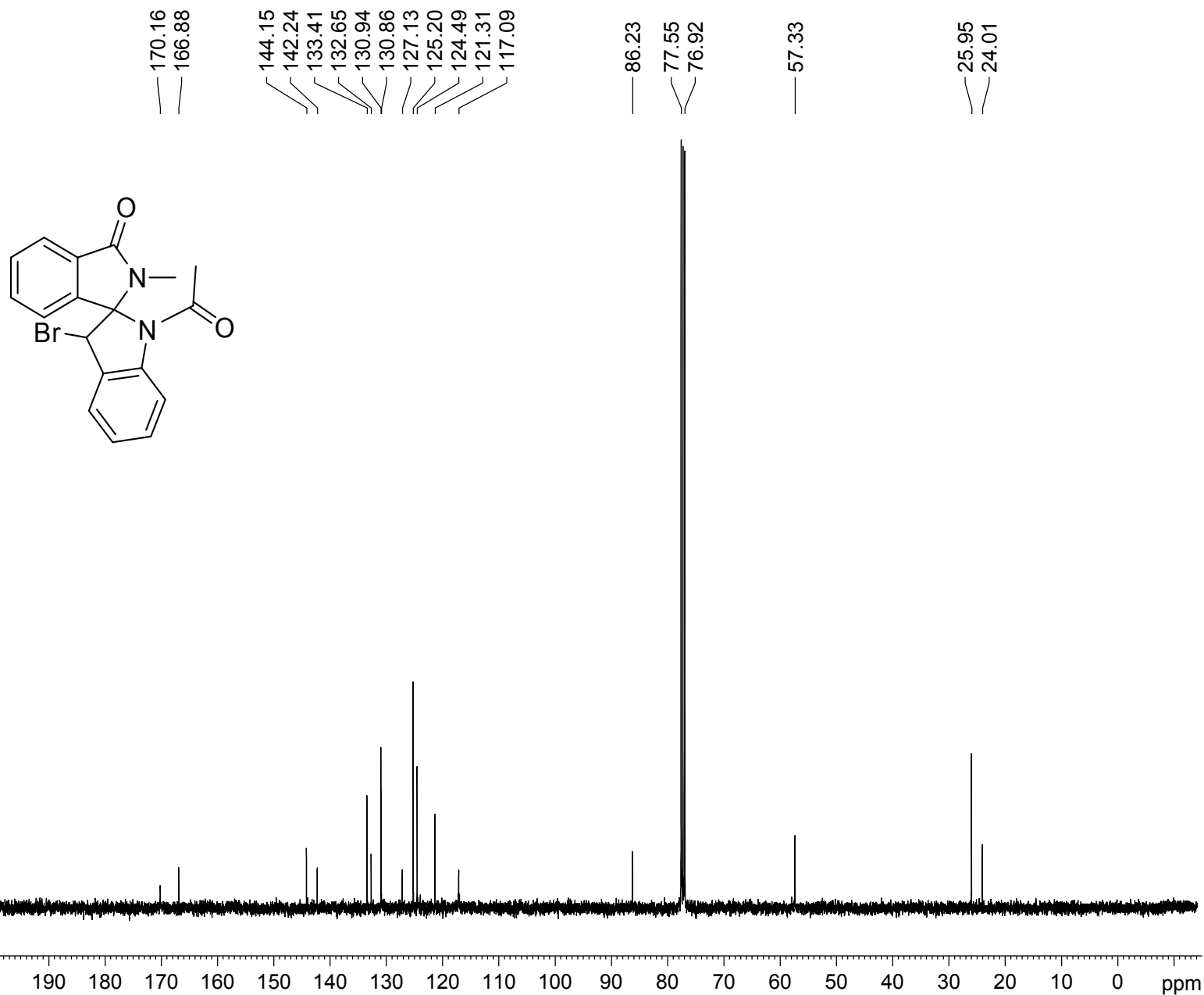
Current Data Parameters
 NAME spiro
 EXPNO 39
 PROCNO 1

F2 - Acquisition Parameters
 Date_ 20160219
 Time 21.19
 INSTRUM spect
 PROBHD 5 mm BBO BB-1H
 PULPROG zg30
 TD 32768
 SOLVENT CDCl3
 NS 32
 DS 0
 SWH 7246.377 Hz
 FIDRES 0.221142 Hz
 AQ 2.2609921 sec
 RG 114
 DW 69.000 usec
 DE 6.50 usec
 TE 297.0 K
 D1 2.00000000 sec
 TD0 1

===== CHANNEL f1 =====
 NUC1 1H
 P1 14.40 usec
 PL1 1.80 dB
 SFO1 400.1324008 MHz

F2 - Processing parameters
 SI 16384
 SF 400.1300060 MHz
 WDW EM
 SSB 0
 LB 0 Hz
 GB 0
 PC 1.00

1-acetyl-3-bromo-2'-methylspiro[indoline-2,1'-isoindolin]-3'-one (6a)



Current Data Parameters

NAME spiro
EXPNO 40
PROCNO 1

F2 - Acquisition Parameters

Date_ 20160219
Time 21.28
INSTRUM spect
PROBHD 5 mm BBO BB-1H
PULPROG zgpg30
TD 32768
SOLVENT CDCl3
NS 303
DS 0
SWH 24038.461 Hz
FIDRES 0.733596 Hz
AQ 0.6815744 sec
RG 8192
DW 20.800 usec
DE 6.50 usec
TE 297.2 K
D1 2.00000000 sec
D11 0.03000000 sec
TD0 1

===== CHANNEL f1 =====

NUC1 13C
P1 9.00 usec
PL1 7.00 dB
SFO1 100.6233325 MHz

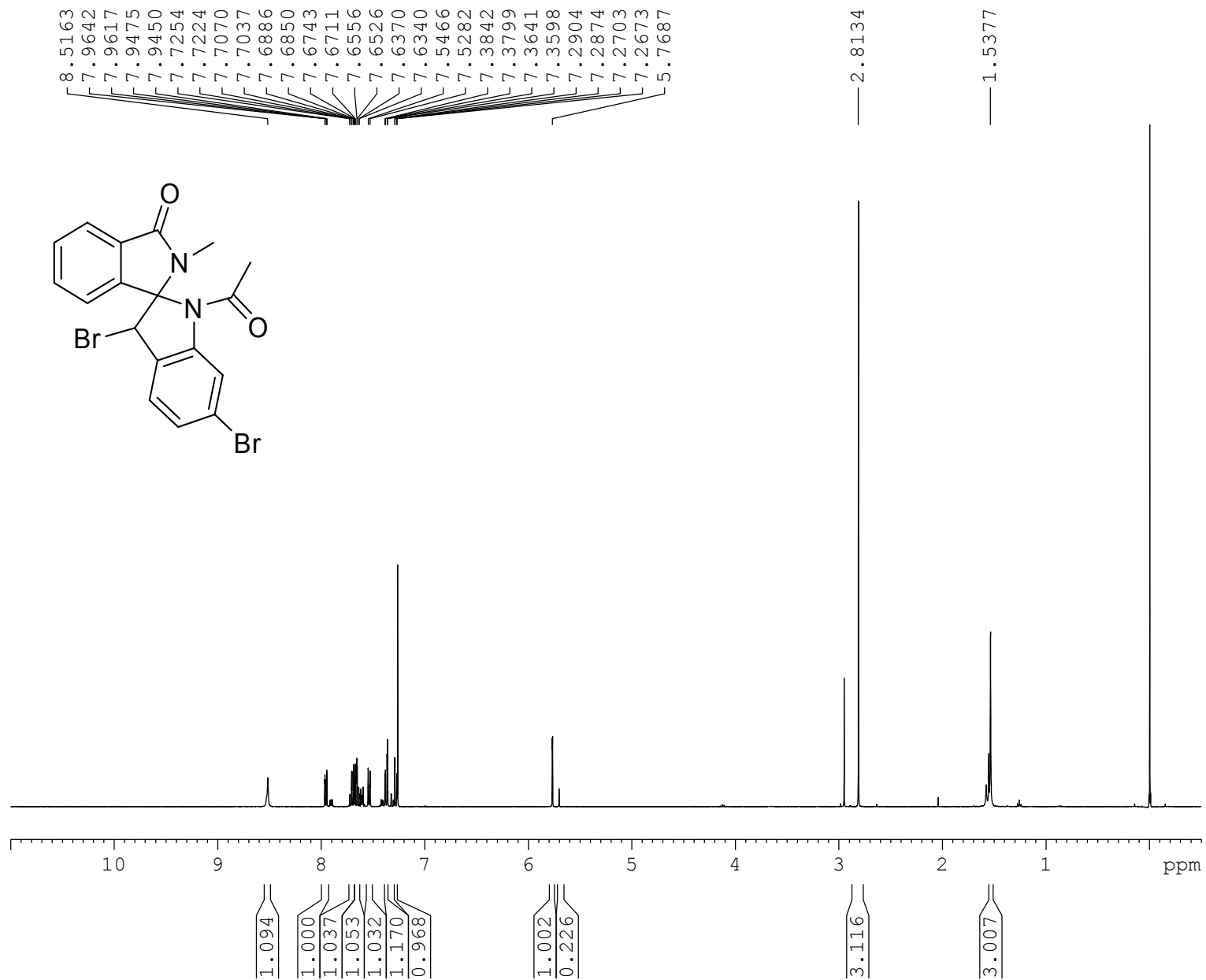
===== CHANNEL f2 =====

CPDPRG[2] waltz16
NUC2 1H
PCPD2 90.00 usec
PL2 1.80 dB
PL12 17.00 dB
PL13 20.00 dB
SFO2 400.1316005 MHz

F2 - Processing parameters

SI 32768
SF 100.6127492 MHz
WDW EM
SSB 0
LB 1.00 Hz
GB 0
PC 1.00

1-acetyl-3,6-dibromo-2'-methylspiro[indoline-2,1'-isoindolin]-3'-one (6b)



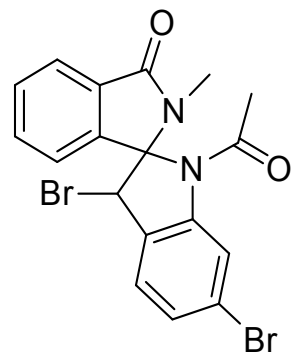
Current Data Parameters
 NAME spiro1
 EXPNO 15
 PROCNO 1

F2 - Acquisition Parameters
 Date_ 20150904
 Time 14.15
 INSTRUM spect
 PROBHD 5 mm PABBO BB/
 PULPROG zg30
 TD 32768
 SOLVENT CDCl3
 NS 16
 DS 0
 SWH 7211.539 Hz
 FIDRES 0.220079 Hz
 AQ 2.2719147 sec
 RG 198.09
 DW 69.333 usec
 DE 10.50 usec
 TE 298.4 K
 D1 2.00000000 sec
 TD0 1

===== CHANNEL f1 =====
 SFO1 400.1324008 MHz
 NUC1 1H
 P1 12.90 usec
 PLW1 15.00000000 W

F2 - Processing parameters
 SI 16384
 SF 400.1300090 MHz
 WDW EM
 SSB 0
 LB 0 Hz
 GB 0
 PC 1.00

1-acetyl-3,6-dibromo-2'-methylspiro[indoline-2,1'-isoindolin]-3'-one (6b)

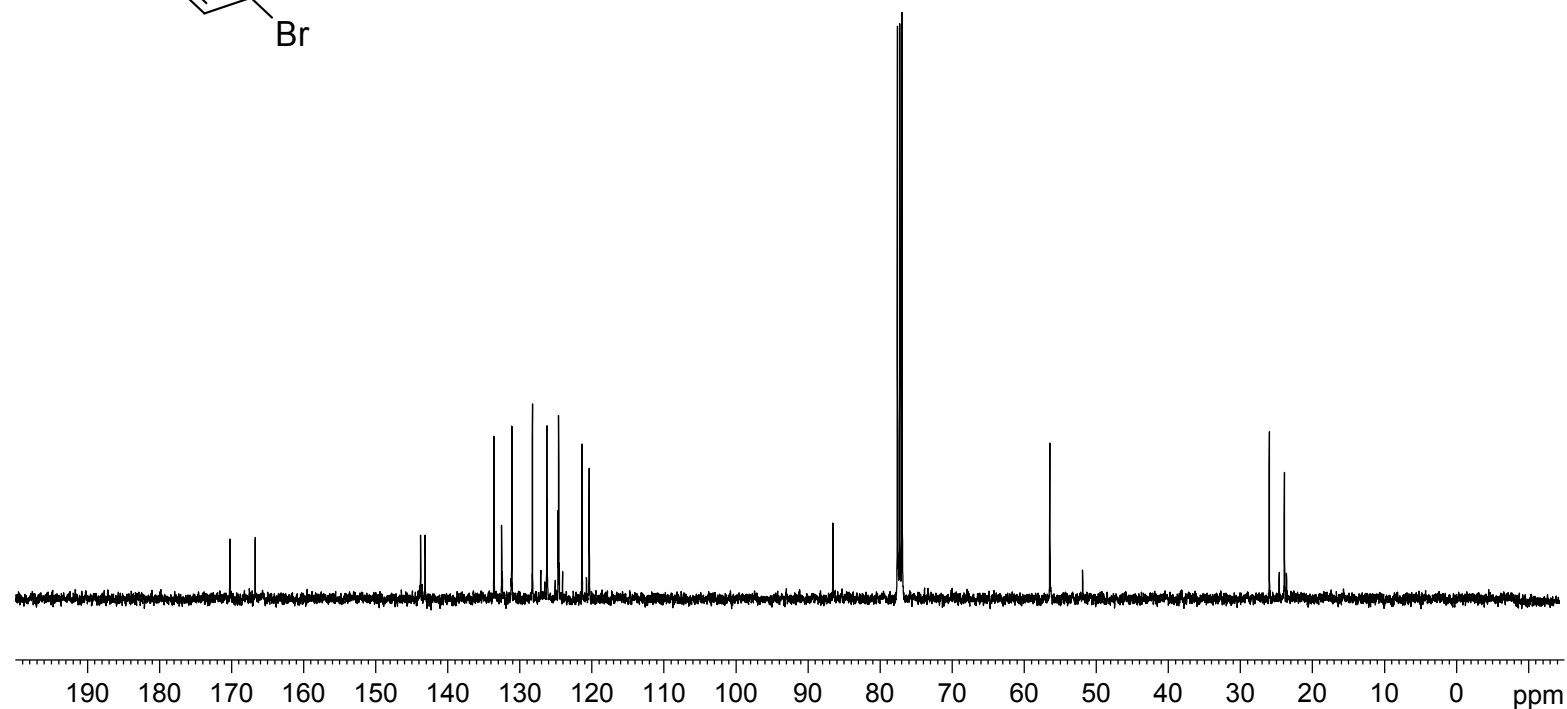


170.19
166.68
143.74
143.10
133.55
132.49
131.06
128.21
126.21
126.16
124.65
124.57
121.32
120.33

86.50
77.55
77.23
76.91

56.40

25.94
23.84



Current Data Parameters

NAME project 1
EXPNO 69
PROCNO 1

F2 - Acquisition Parameters

Date_ 20150816
Time 16.11
INSTRUM spect
PROBHD 5 mm PABBO BB/
PULPROG zgpg30
TD 32768
SOLVENT CDCl3
NS 137
DS 0
SWH 24038.461 Hz
FIDRES 0.733596 Hz
AQ 0.6815744 sec
RG 198.09
DW 20.800 usec
DE 6.50 usec
TE 299.2 K
D1 2.0000000 sec
D11 0.03000000 sec
TD0 1

===== CHANNEL f1 =====

SFO1 100.6233319 MHz
NUC1 13C
P1 10.00 usec
PLW1 47.50000000 W

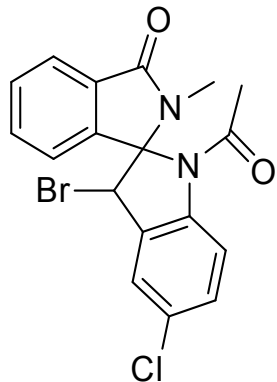
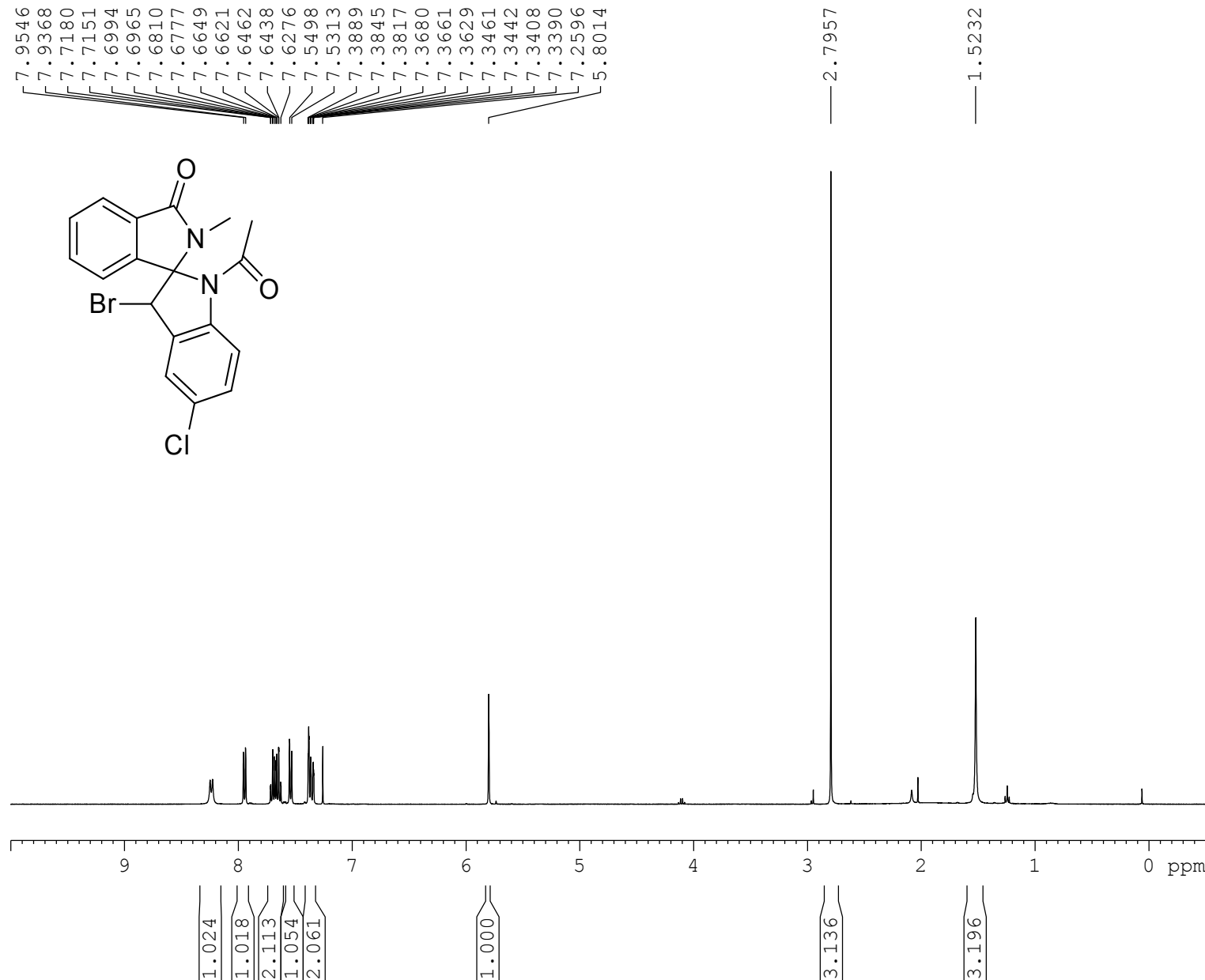
===== CHANNEL f2 =====

SFO2 400.1316005 MHz
NUC2 1H
CPDPRG[2] waltz16
PCPD2 90.00 usec
PLW2 15.00000000 W
PLW12 0.33750001 W
PLW13 0.27338001 W

F2 - Processing parameters

SI 32768
SF 100.6127516 MHz
WDW EM
SSB 0
LB 2.00 Hz
GB 0
PC 1.00

1-acetyl-3-bromo-5-chloro-2'-methylspiro[indoline-2,1'-isoindolin]-3'-one (6c)



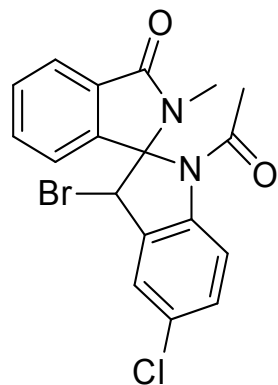
Current Data Parameters
NAME project 1
EXPNO 98
PROCNO 1

F2 - Acquisition Parameters
Date_ 20150830
Time 19.06
INSTRUM spect
PROBHD 5 mm PABBO BB/
PULPROG zg30
TD 32768
SOLVENT CDCl3
NS 16
DS 0
SWH 7211.539 Hz
FIDRES 0.220079 Hz
AQ 2.2719147 sec
RG 89.08
DW 69.333 usec
DE 10.50 usec
TE 298.2 K
D1 2.00000000 sec
TD0 1

===== CHANNEL f1 =====
SFO1 400.1324008 MHz
NUC1 1H
P1 12.90 usec
PLW1 15.00000000 W

F2 - Processing parameters
SI 16384
SF 400.1300099 MHz
WDW EM
SSB 0
LB 0 Hz
GB 0
PC 1.00

1-acetyl-3-bromo-5-chloro-2'-methylspiro[indoline-2,1'-isoindolin]-3'-one (6c)



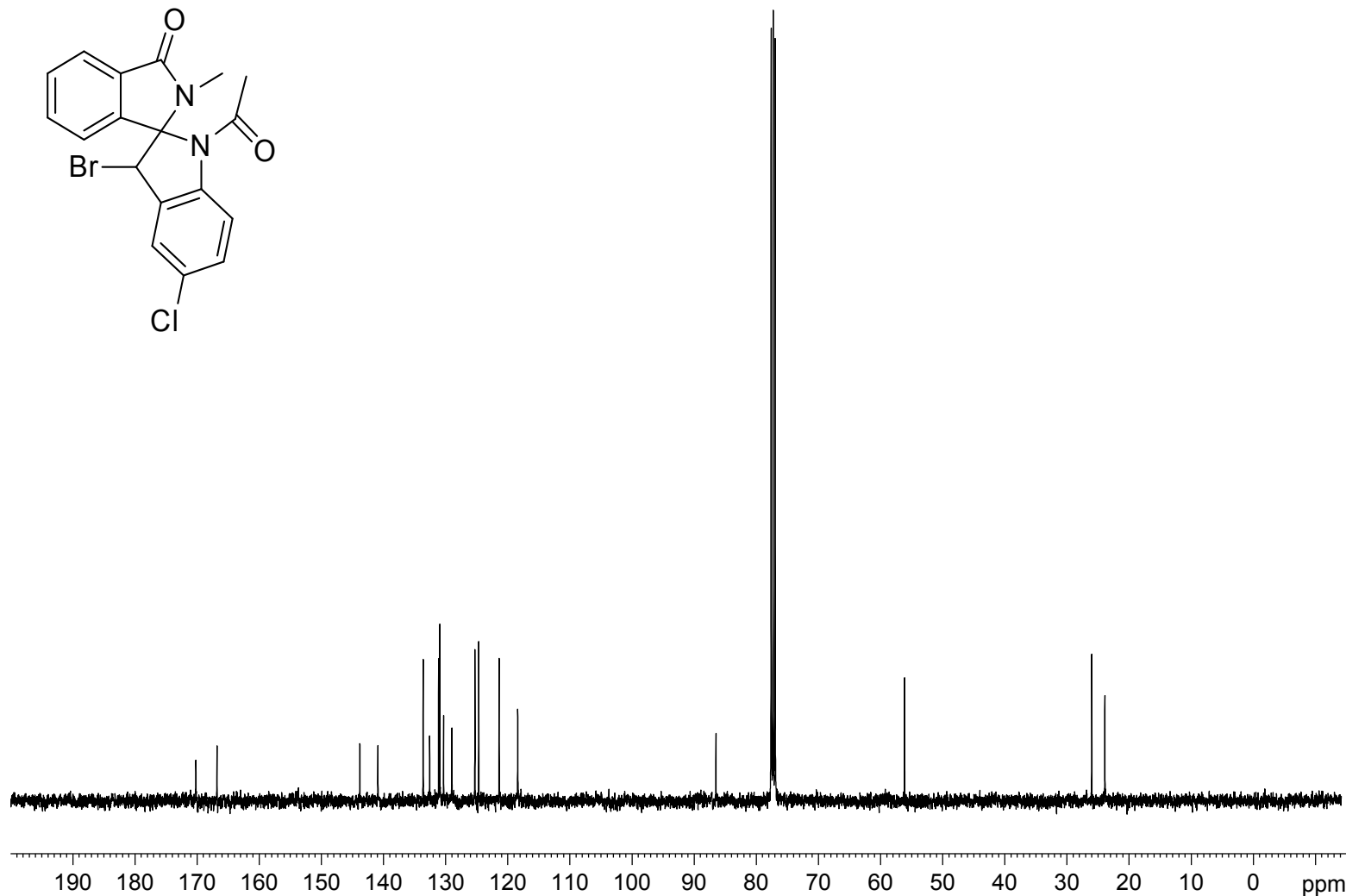
170.16
166.75

143.75
140.85
133.57
132.53
131.09
130.88
130.27
128.95
125.24
124.63
121.34
118.35

86.43
77.55
77.23
76.91

56.08

25.94
23.83



Current Data Parameters

NAME project 1
EXPNO 100
PROCNO 1

F2 - Acquisition Parameters

Date_ 20150830
Time 19.14
INSTRUM spect
PROBHD 5 mm PABBO BB/
PULPROG zgpg30
TD 32768
SOLVENT CDCl3
NS 150
DS 0
SWH 24038.461 Hz
FIDRES 0.733596 Hz
AQ 0.6815744 sec
RG 198.09
DW 20.800 usec
DE 6.50 usec
TE 298.2 K
D1 2.00000000 sec
D11 0.03000000 sec
TD0 1

===== CHANNEL f1 =====

SFO1 100.6233319 MHz
NUC1 13C
P1 10.00 usec
PLW1 47.50000000 W

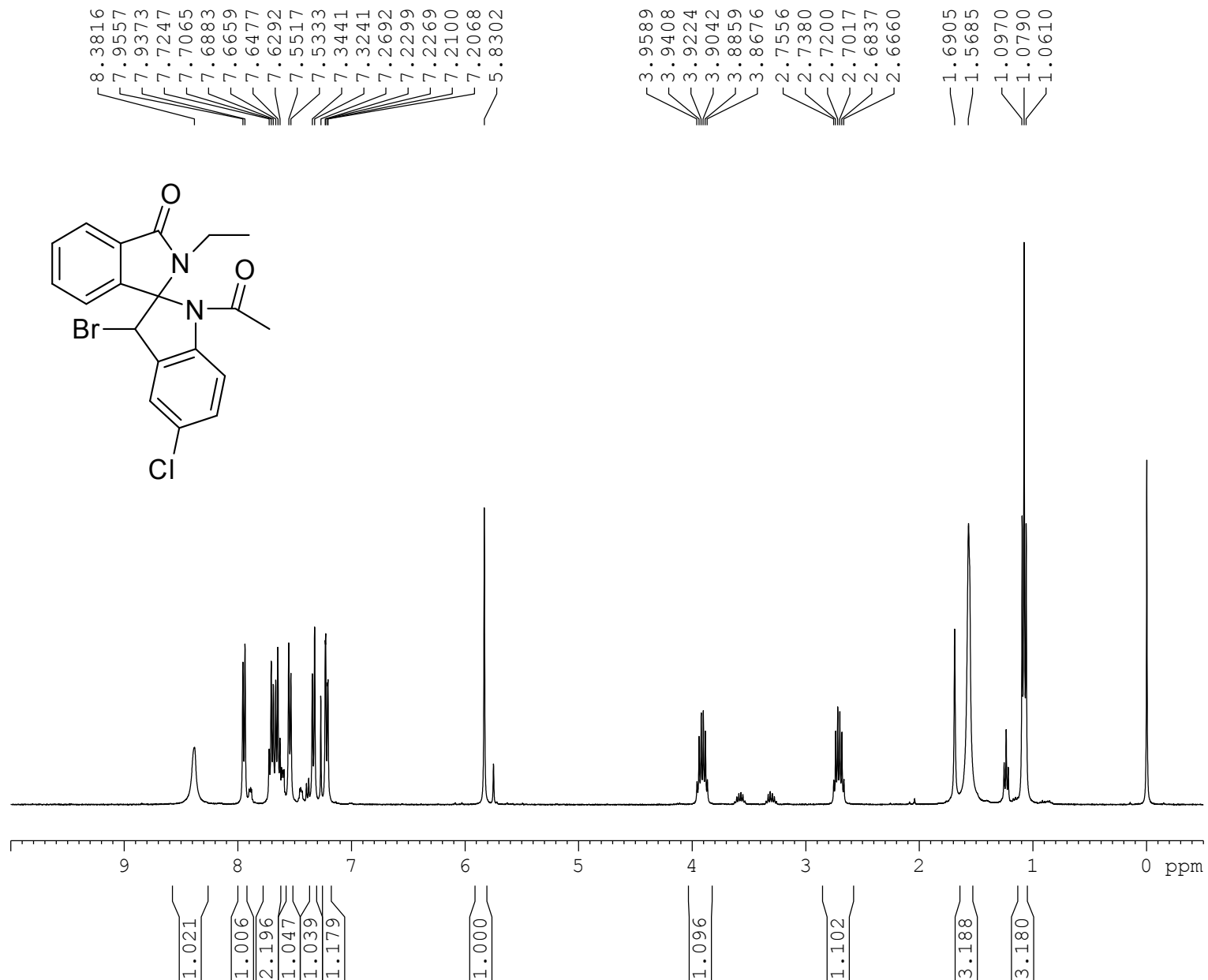
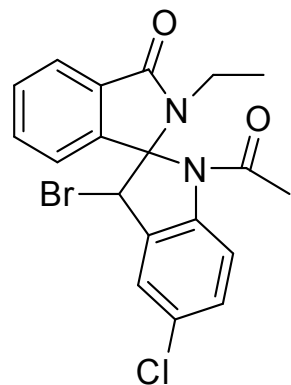
===== CHANNEL f2 =====

SFO2 400.1316005 MHz
NUC2 1H
CPDPRG[2] waltz16
PCPD2 90.00 usec
PLW2 15.00000000 W
PLW12 0.33750001 W
PLW13 0.27338001 W

F2 - Processing parameters

SI 32768
SF 100.6127494 MHz
WDW EM
SSB 0
LB 2.00 Hz
GB 0
PC 1.00

1-acetyl-3-bromo-5-chloro-2'-ethylspiro[indoline-2,1'-isoindolin]-3'-one (6d)



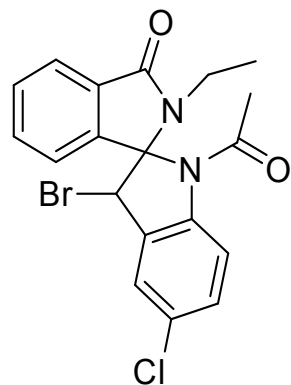
Current Data Parameters
 NAME spiro1
 EXPNO 8
 PROCNO 1

F2 - Acquisition Parameters
 Date_ 20150903
 Time 7.41
 INSTRUM spect
 PROBHD 5 mm PABBO BB/
 PULPROG zg30
 TD 32768
 SOLVENT CDCl3
 NS 16
 DS 0
 SWH 7211.539 Hz
 FIDRES 0.220079 Hz
 AQ 2.2719147 sec
 RG 89.08
 DW 69.333 usec
 DE 10.50 usec
 TE 297.7 K
 D1 2.00000000 sec
 TD0 1

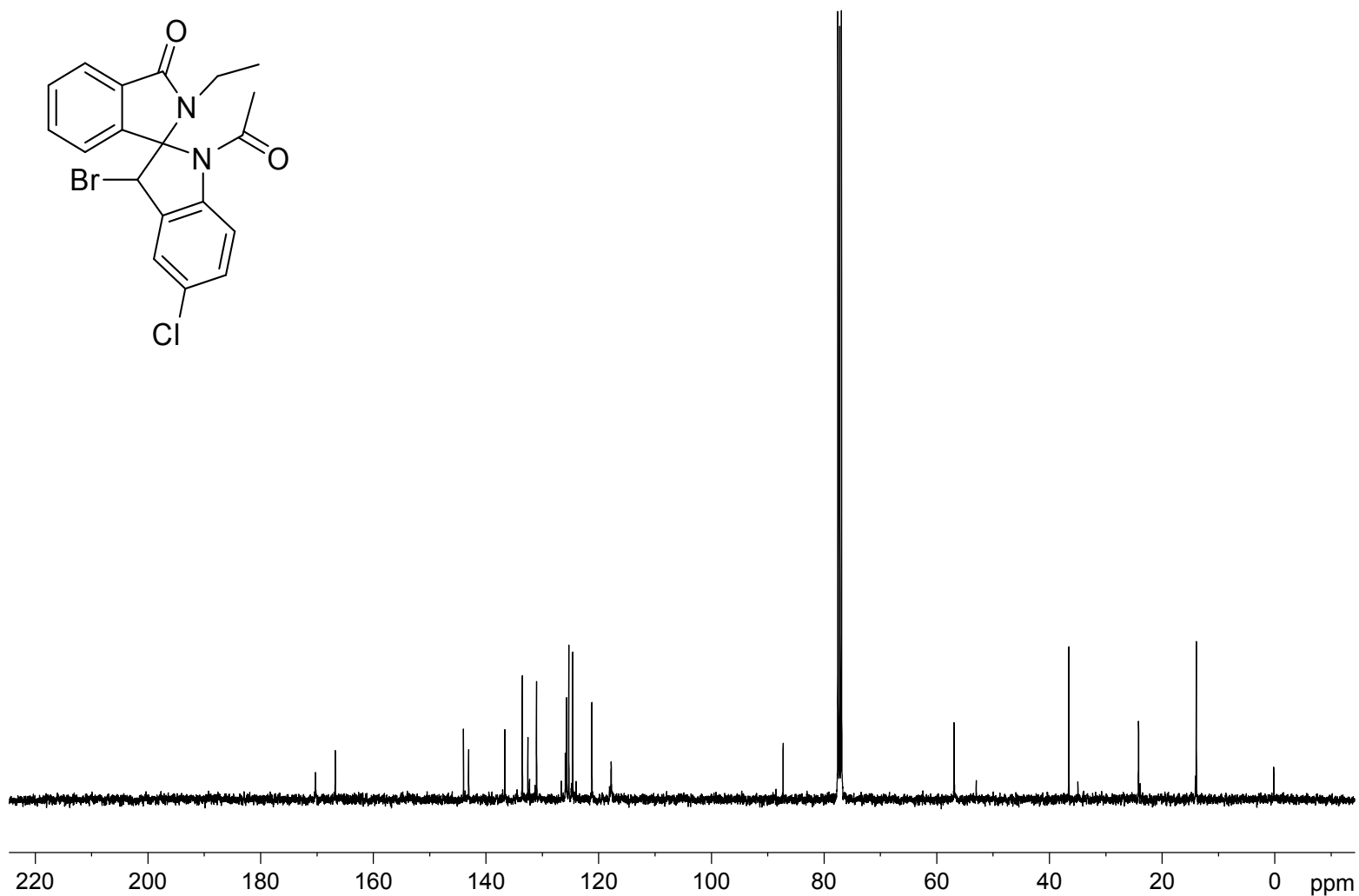
===== CHANNEL f1 =====
 SFO1 400.1324008 MHz
 NUC1 1H
 P1 12.90 usec
 PLW1 15.00000000 W

F2 - Processing parameters
 SI 16384
 SF 400.1300063 MHz
 WDW EM
 SSB 0
 LB 0 Hz
 GB 0
 PC 1.00

1-acetyl-3-bromo-5-chloro-2'-ethylspiro[indoline-2,1'-isoindolin]-3'-one (6d)



170.25
166.76
144.01
143.08
136.66
133.56
132.57
131.03
125.92
125.70
125.31
124.61
121.22
117.79
87.26
77.54
77.23
76.91
56.91
36.56
24.18
13.94



Current Data Parameters

NAME spiro1
EXPNO 9
PROCNO 1

F2 - Acquisition Parameters

Date_ 20150903
Time 7.43
INSTRUM spect
PROBHD 5 mm PABBO BB/
PULPROG zgpg30
TD 32768
SOLVENT CDCl3
NS 500
DS 0
SWH 24038.461 Hz
FIDRES 0.733596 Hz
AQ 0.6815744 sec
RG 198.09
DW 20.800 usec
DE 6.50 usec
TE 297.7 K
D1 2.00000000 sec
D11 0.03000000 sec
TD0 1

===== CHANNEL f1 =====

SFO1 100.6233319 MHz
NUC1 13C
P1 10.00 usec
PLW1 47.50000000 W

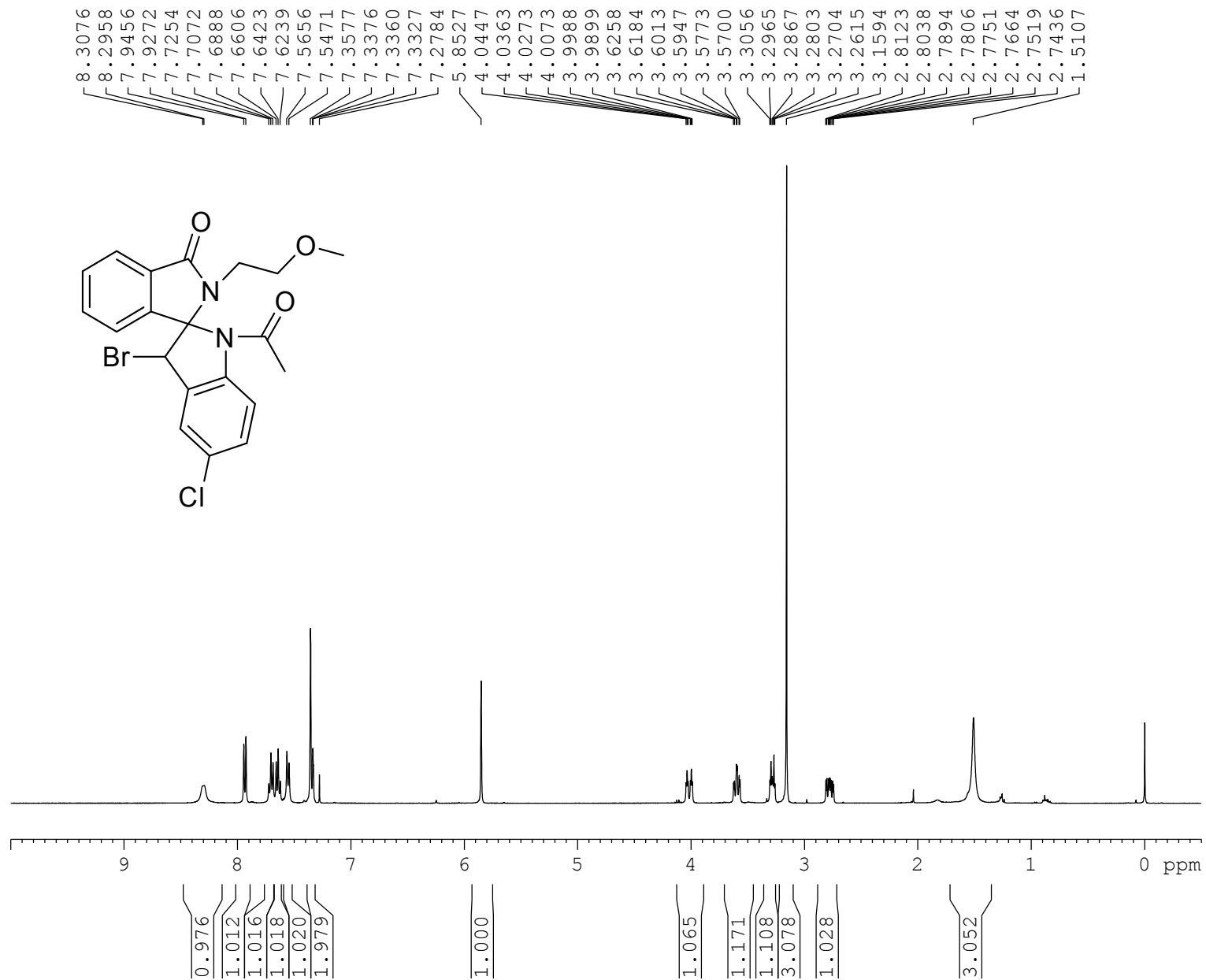
===== CHANNEL f2 =====

SFO2 400.1316005 MHz
NUC2 1H
CPDPRG[2] waltz16
PCPD2 90.00 usec
PLW2 15.00000000 W
PLW12 0.33750001 W
PLW13 0.27338001 W

F2 - Processing parameters

SI 32768
SF 100.6127486 MHz
WDW EM
SSB 0
LB 2.00 Hz
GB 0
PC 1.00

1-acetyl-3-bromo-5-chloro-2'-(2-methoxyethyl) spiro[indoline-2,1'-isoindolin]-3'-one (6e)



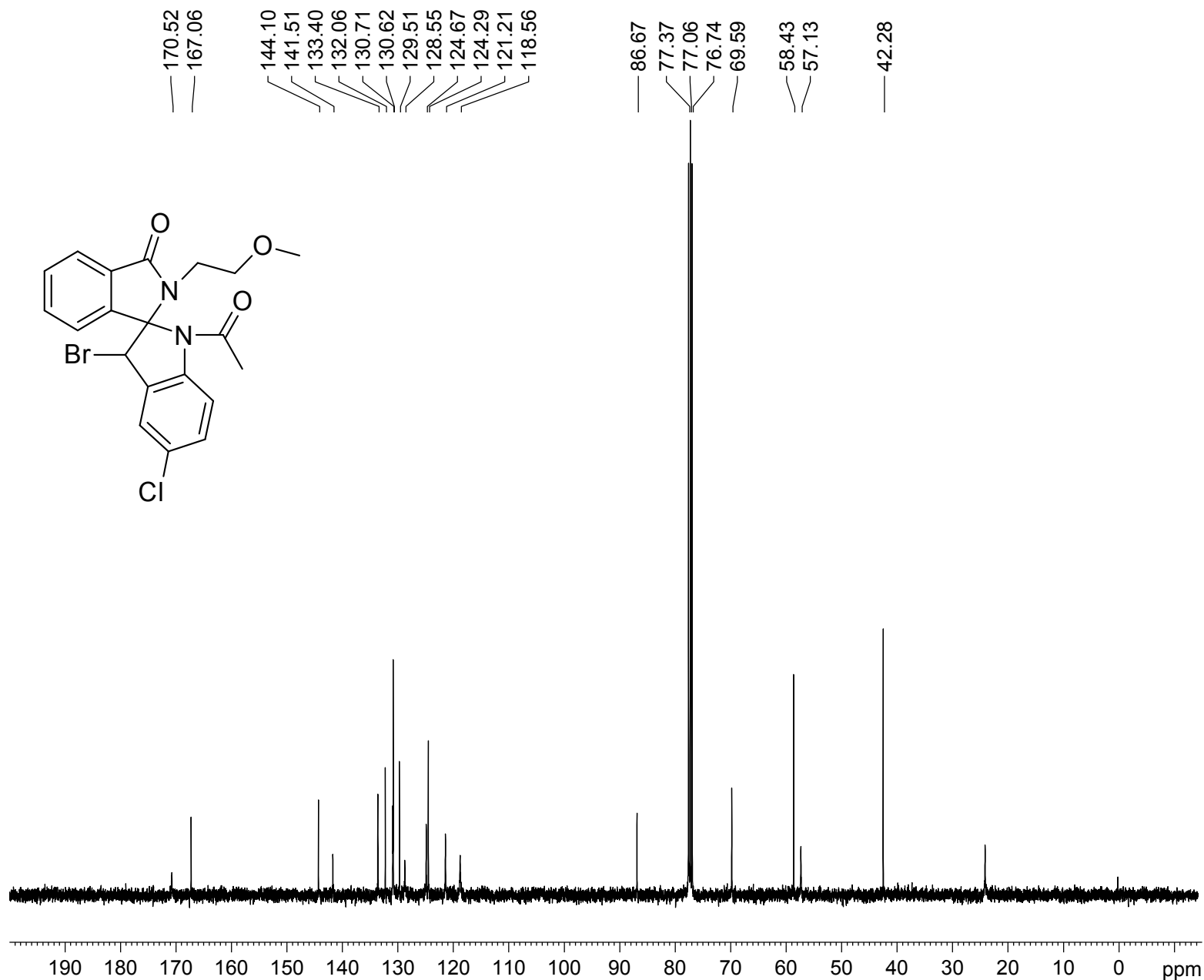
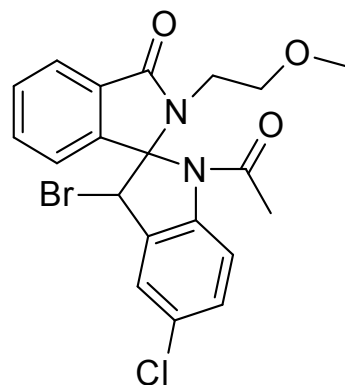
Current Data Parameters
 NAME spiro
 EXPNO 24
 PROCNO 1

F2 - Acquisition Parameters
 Date_ 20150922
 Time 17.04
 INSTRUM spect
 PROBHD 5 mm BBO BB-1H
 PULPROG zg30
 TD 32768
 SOLVENT CDCl3
 NS 32
 DS 0
 SWH 7246.377 Hz
 FIDRES 0.221142 Hz
 AQ 2.2609921 sec
 RG 71.8
 DW 69.000 usec
 DE 6.50 usec
 TE 298.4 K
 D1 2.00000000 sec
 TD0 1

===== CHANNEL f1 =====
 NUC1 1H
 P1 14.40 usec
 PL1 1.00 dB
 SFO1 400.1324008 MHz

F2 - Processing parameters
 SI 16384
 SF 400.1300019 MHz
 WDW EM
 SSB 0
 LB 0 Hz
 GB 0
 PC 1.00

1-acetyl-3-bromo-5-chloro-2'-(2-methoxyethyl)spiro[indoline-2,1'-isoindolin]-3'-one (6e)



Current Data Parameters

NAME spiro
EXPNO 25
PROCNO 1

F2 - Acquisition Parameters

Date_ 20150922
Time 17.08
INSTRUM spect
PROBHD 5 mm BBO BB-1H
PULPROG zgpg30
TD 32768
SOLVENT CDCl3
NS 298
DS 0
SWH 24038.461 Hz
FIDRES 0.733596 Hz
AQ 0.6815744 sec
RG 8192
DW 20.800 usec
DE 6.50 usec
TE 298.3 K
D1 2.00000000 sec
D11 0.03000000 sec
TD0 1

===== CHANNEL f1 =====

NUC1 13C
P1 9.00 usec
PL1 7.00 dB
SFO1 100.6233325 MHz

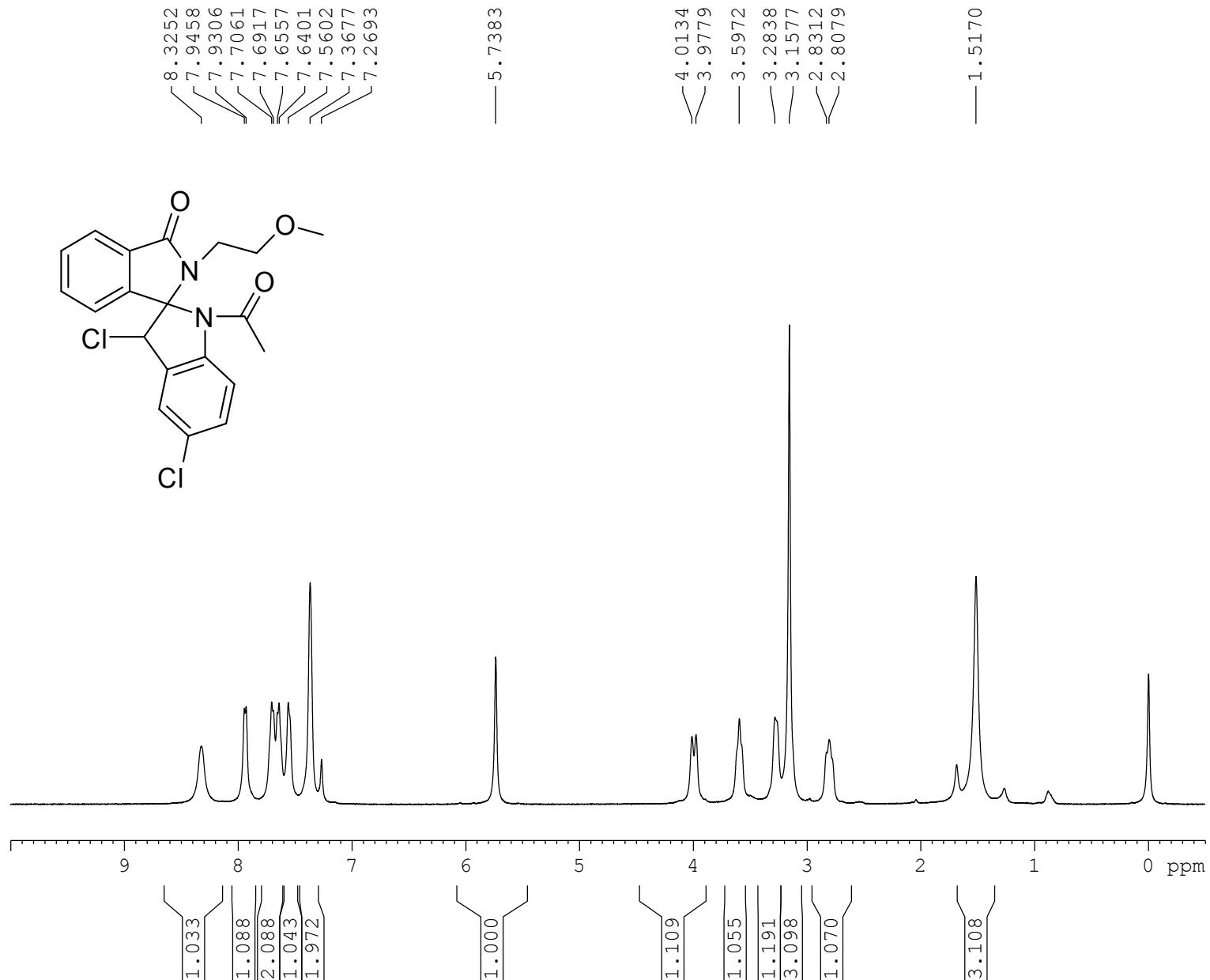
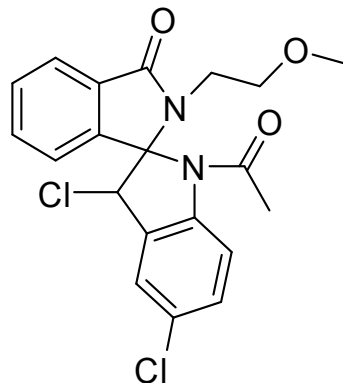
===== CHANNEL f2 =====

CPDPRG[2] waltz16
NUC2 1H
PCPD2 90.00 usec
PL2 1.00 dB
PL12 16.00 dB
PL13 19.00 dB
SFO2 400.1316005 MHz

F2 - Processing parameters

SI 32768
SF 100.6127514 MHz
WDW EM
SSB 0
LB 1.00 Hz
GB 0
PC 1.00

1-acetyl-3,5-dichloro-2'-(2-methoxyethyl) spiro[indoline-2,1'-isoindolin]-3'-one (6f)



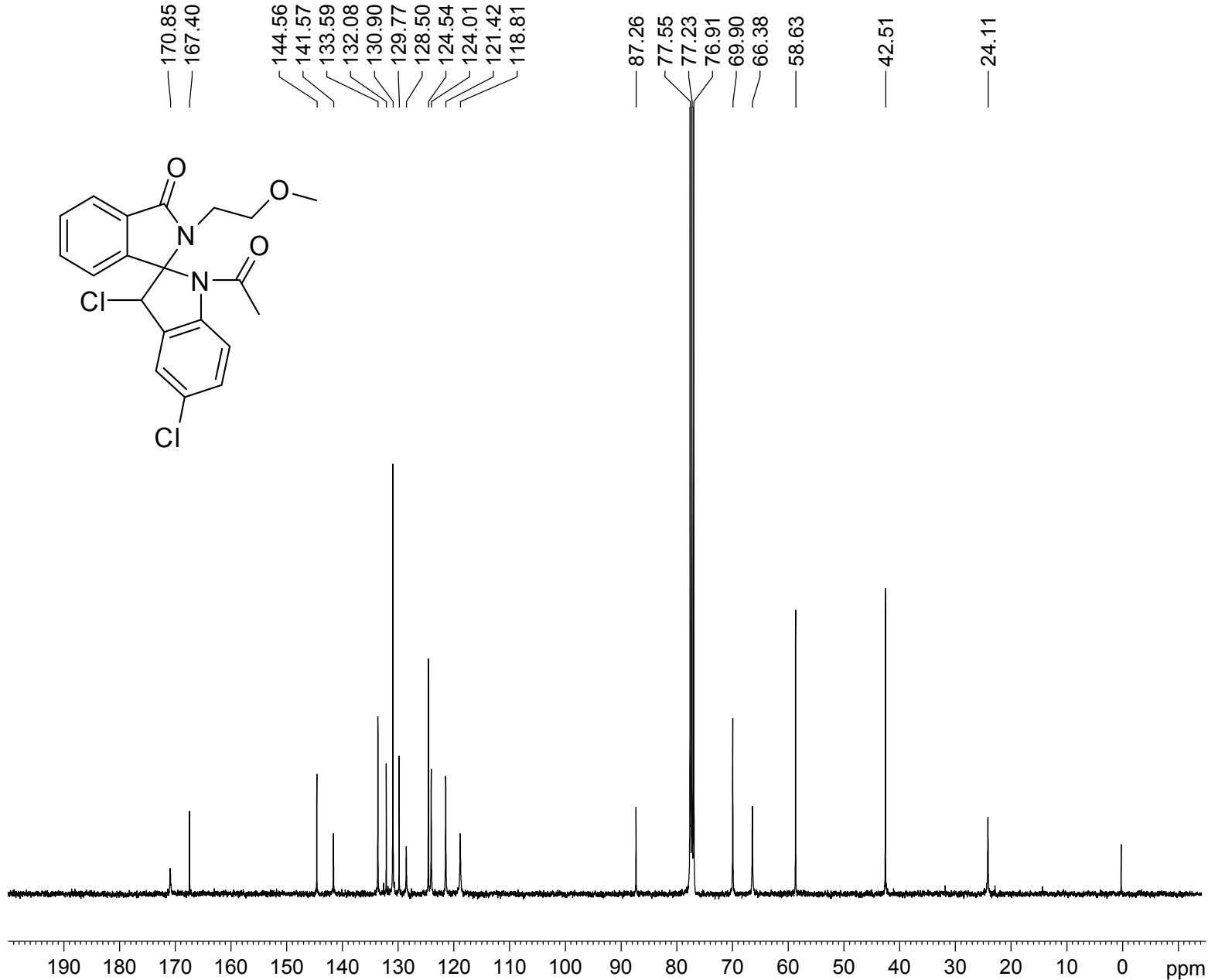
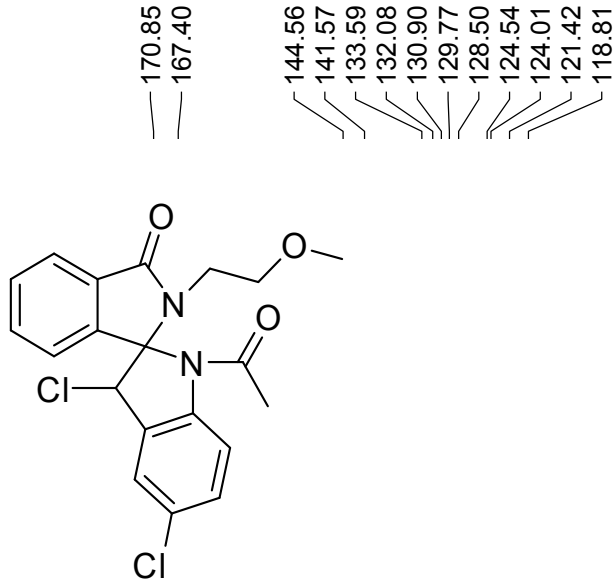
Current Data Parameters
 NAME spiro
 EXPNO 26
 PROCNO 1

F2 - Acquisition Parameters
 Date_ 20150924
 Time 17.18
 INSTRUM spect
 PROBHD 5 mm BBO BB-1H
 PULPROG zg30
 TD 32768
 SOLVENT CDCl3
 NS 32
 DS 0
 SWH 7246.377 Hz
 FIDRES 0.221142 Hz
 AQ 2.2609921 sec
 RG 114
 DW 69.000 usec
 DE 6.50 usec
 TE 297.3 K
 D1 2.00000000 sec
 TD0 1

===== CHANNEL f1 =====
 NUC1 1H
 P1 14.40 usec
 PL1 1.80 dB
 SFO1 400.1324008 MHz

F2 - Processing parameters
 SI 16384
 SF 400.1300062 MHz
 WDW EM
 SSB 0
 LB 0 Hz
 GB 0
 PC 1.00

1-acetyl-3,5-dichloro-2'-(2-methoxyethyl) spiro[indoline-2,1'-isoindolin]-3'-one (6f)



Current Data Parameters
 NAME spiro1
 EXPNO 49
 PROCNO 1

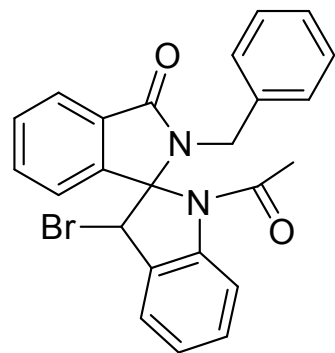
F2 - Acquisition Parameters
 Date_ 20150925
 Time 17.44
 INSTRUM spect
 PROBHD 5 mm PABBO BB/
 PULPROG zgpg30
 TD 32768
 SOLVENT CDCl3
 NS 4000
 DS 0
 SWH 24038.461 Hz
 FIDRES 0.733596 Hz
 AQ 0.6815744 sec
 RG 198.09
 DW 20.800 usec
 DE 6.50 usec
 TE 298.3 K
 D1 2.00000000 sec
 D11 0.03000000 sec
 TD0 1

===== CHANNEL f1 =====
 SFO1 100.6233319 MHz
 NUC1 13C
 P1 10.00 usec
 PLW1 47.50000000 W

===== CHANNEL f2 =====
 SFO2 400.1316005 MHz
 NUC2 1H
 CPDPRG[2] waltz16
 PCPD2 90.00 usec
 PLW2 15.00000000 W
 PLW12 0.33750001 W
 PLW13 0.27338001 W

F2 - Processing parameters
 SI 32768
 SF 100.6127480 MHz
 WDW EM
 SSB 0
 LB 2.00 Hz
 GB 0
 PC 1.00

1-acetyl-2'-benzyl-3-bromospiro[indoline-2,1'-isoindolin]-3'-one (6h)



8.0755
7.9254
7.9087
7.9057
7.5744
7.5565
7.4247
7.4074
7.3728
7.2302
7.2116
7.1896
7.1303
7.1132
7.0949
7.0795
6.8757
5.8283
5.2774
5.2399

3.5083
3.4702

1.6123

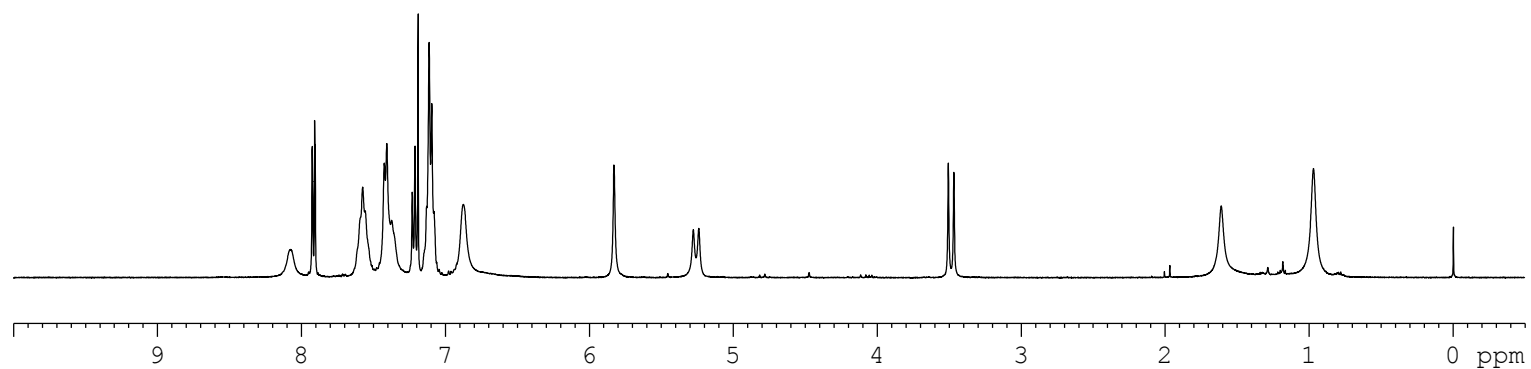
0.9712

Current Data Parameters
NAME project 1
EXPNO 96
PROCNO 1

F2 - Acquisition Parameters
Date_ 20150830
Time 8.25
INSTRUM spect
PROBHD 5 mm PABBO BB/
PULPROG zg30
TD 32768
SOLVENT CDCl3
NS 16
DS 0
SWH 7211.539 Hz
FIDRES 0.220079 Hz
AQ 2.2719147 sec
RG 99.72
DW 69.333 usec
DE 10.50 usec
TE 297.7 K
D1 2.0000000 sec
TD0 1

===== CHANNEL f1 =====
SFO1 400.1324008 MHz
NUC1 1H
P1 12.90 usec
PLW1 15.00000000 W

F2 - Processing parameters
SI 16384
SF 400.1300380 MHz
WDW EM
SSB 0
LB 0 Hz
GB 0
PC 1.00



0.853
1.035
2.184
3.091
0.938
3.195
1.932

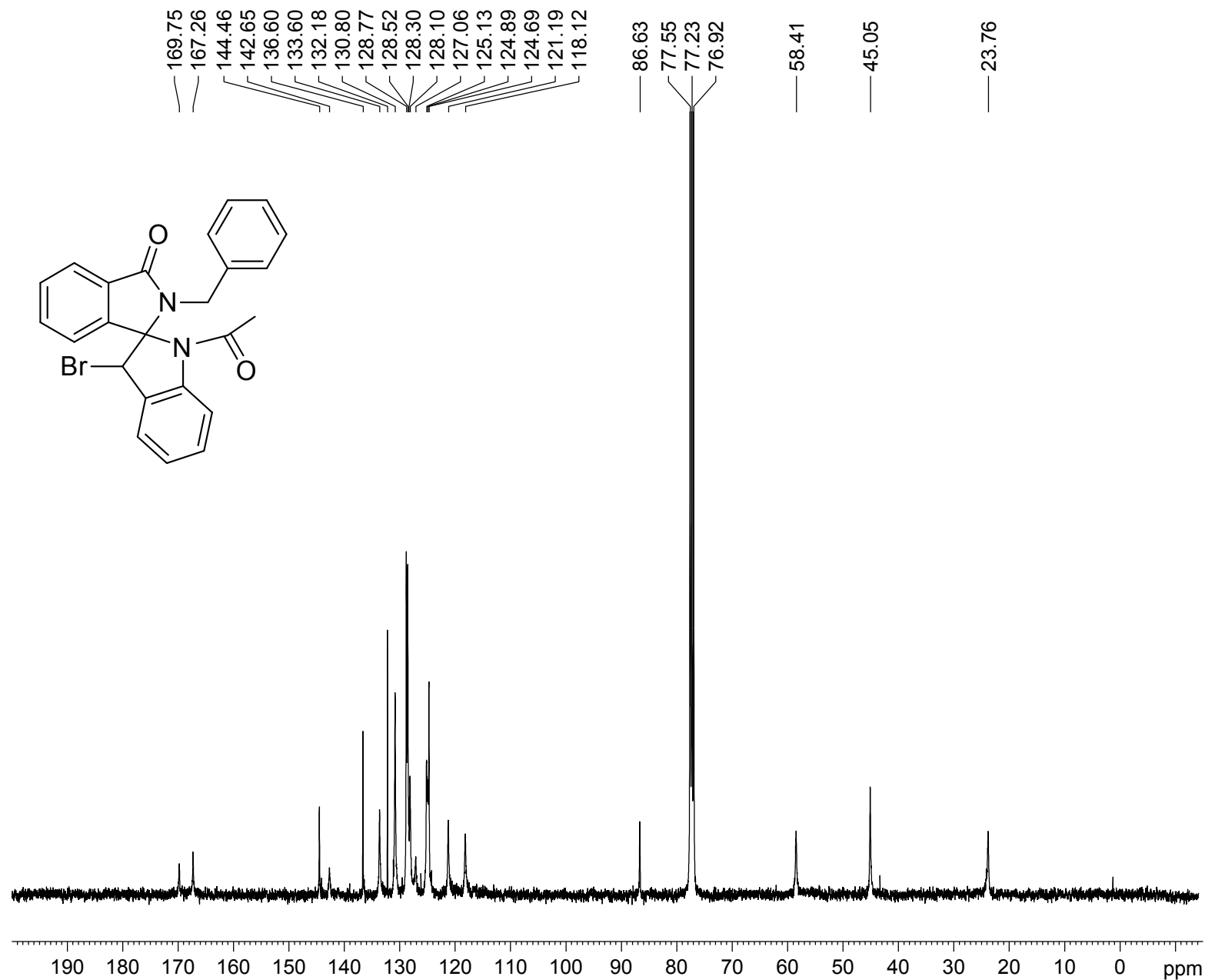
1.000

1.052

1.056

2.841

1-acetyl-2'-benzyl-3-bromospiro[indoline-2,1'-isoindolin]-3'-one (6h)



Current Data Parameters

NAME project 1
 EXPNO 97
 PROCNO 1

F2 - Acquisition Parameters

Date_ 20150830
 Time 8.28
 INSTRUM spect
 PROBHD 5 mm PABBO BB/
 PULPROG zgpg30
 TD 32768
 SOLVENT CDCl3
 NS 7787
 DS 0
 SWH 24038.461 Hz
 FIDRES 0.733596 Hz
 AQ 0.6815744 sec
 RG 198.09
 DW 20.800 usec
 DE 6.50 usec
 TE 297.8 K
 D1 2.00000000 sec
 D11 0.03000000 sec
 TD0 1

===== CHANNEL f1 =====

SFO1 100.6233319 MHz
 NUC1 13C
 P1 10.00 usec
 PLW1 47.50000000 W

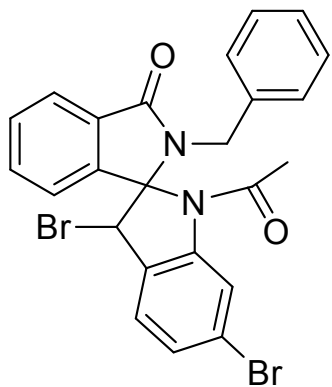
===== CHANNEL f2 =====

SFO2 400.1316005 MHz
 NUC2 1H
 CPDPRG[2] waltz16
 PCPD2 90.00 usec
 PLW2 15.00000000 W
 PLW12 0.33750001 W
 PLW13 0.27338001 W

F2 - Processing parameters

SI 32768
 SF 100.6127479 MHz
 WDW EM
 SSB 0
 LB 2.00 Hz
 GB 0
 PC 1.00

1-acetyl-2'-benzyl-3,6-dibromospiro[indoline-2,1'-isoindolin]-3'-one (6i)



8.2868
7.9906
7.9781
7.6581
7.4743
7.4087
7.3474
7.2114
6.9112

5.7966
5.3865
5.3502

3.5690
3.5315

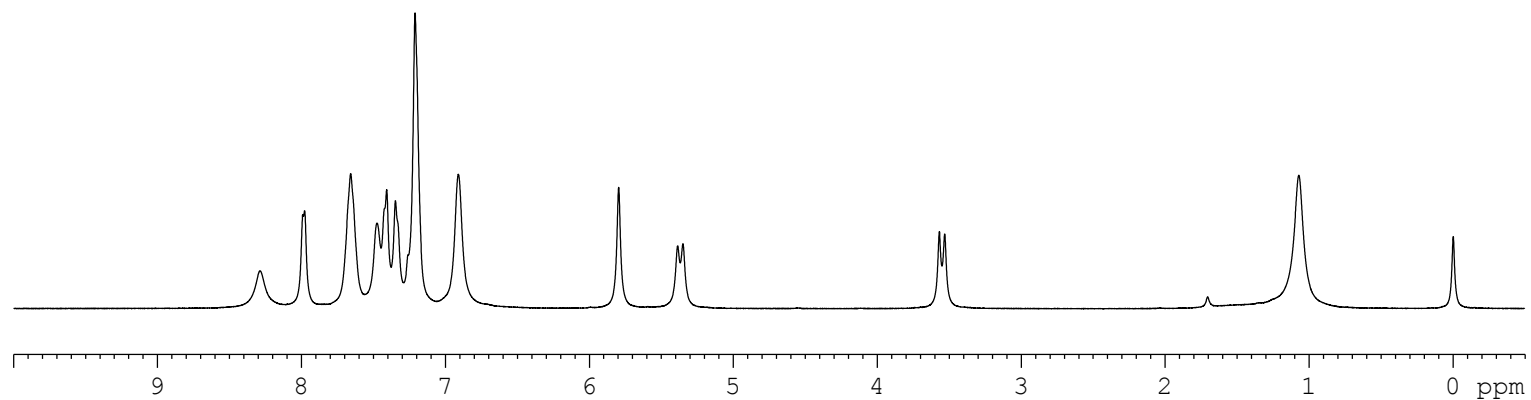
1.0713

Current Data Parameters
NAME spiro1
EXPNO 39
PROCNO 1

F2 - Acquisition Parameters
Date_ 20150920
Time 1.02
INSTRUM spect
PROBHD 5 mm PABBO BB/
PULPROG zg30
TD 32768
SOLVENT CDCl3
NS 32
DS 0
SWH 7211.539 Hz
FIDRES 0.220079 Hz
AQ 2.2719147 sec
RG 71.42
DW 69.333 usec
DE 10.50 usec
TE 298.5 K
D1 2.00000000 sec
TD0 1

===== CHANNEL f1 =====
SFO1 400.1324008 MHz
NUC1 1H
P1 12.90 usec
PLW1 15.00000000 W

F2 - Processing parameters
SI 16384
SF 400.1300101 MHz
WDW EM
SSB 0
LB 0 Hz
GB 0
PC 1.00



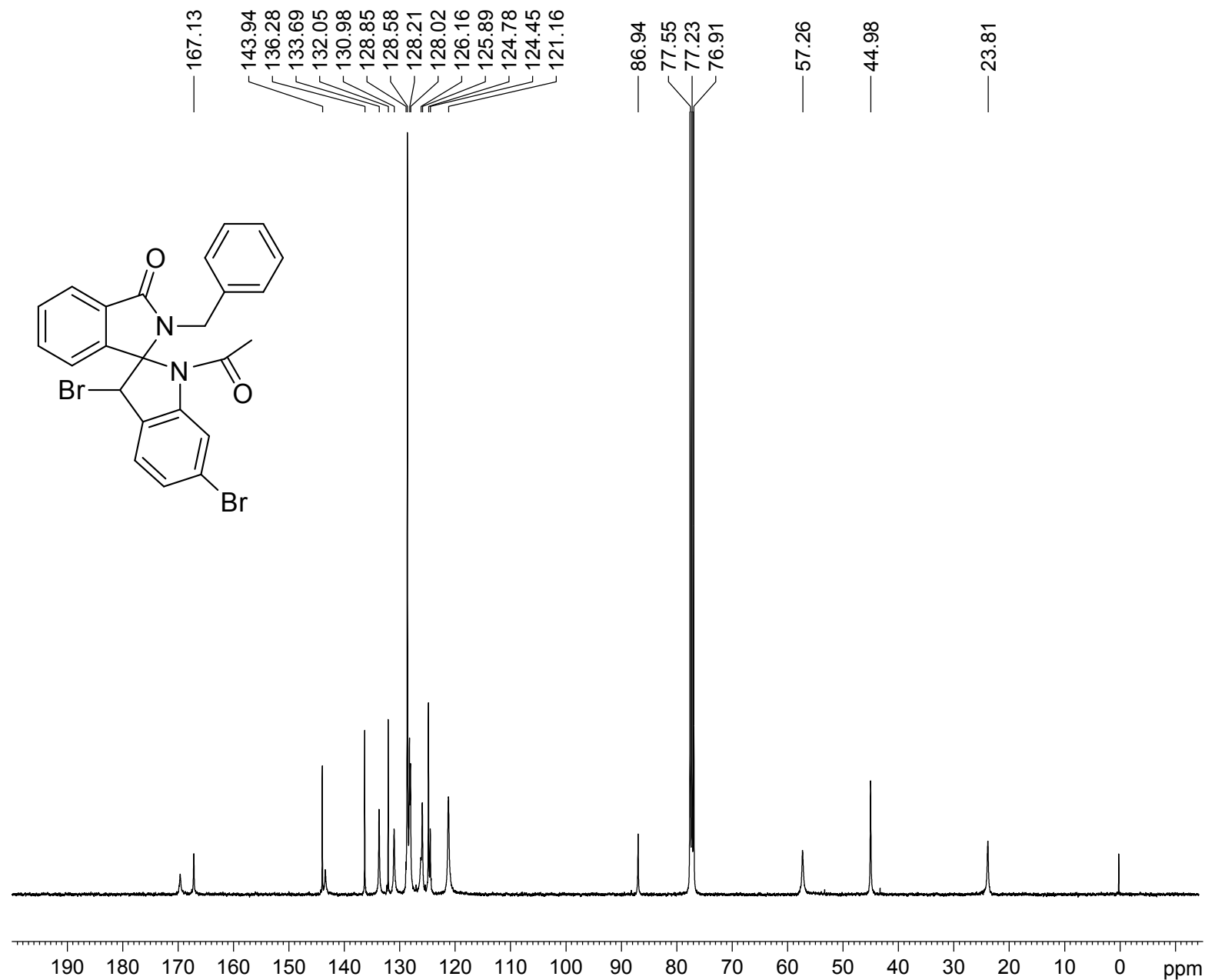
0.855
1.058
2.056
3.090
3.059
2.067

1.004
1.057

1.062

2.992

1-acetyl-2'-benzyl-3,6-dibromospiro[indoline-2,1'-isoindolin]-3'-one (6i)



Current Data Parameters

NAME spiro1
 EXPNO 40
 PROCNO 1

F2 - Acquisition Parameters

Date_ 20150920
 Time 1.05
 INSTRUM spect
 PROBHD 5 mm PABBO BB/
 PULPROG zgpg30
 TD 32768
 SOLVENT CDCl3
 NS 15000
 DS 0
 SWH 24038.461 Hz
 FIDRES 0.733596 Hz
 AQ 0.6815744 sec
 RG 198.09
 DW 20.800 usec
 DE 6.50 usec
 TE 298.4 K
 D1 2.00000000 sec
 D11 0.03000000 sec
 TD0 1

===== CHANNEL f1 =====

SFO1 100.6233319 MHz
 NUC1 13C
 P1 10.00 usec
 PLW1 47.50000000 W

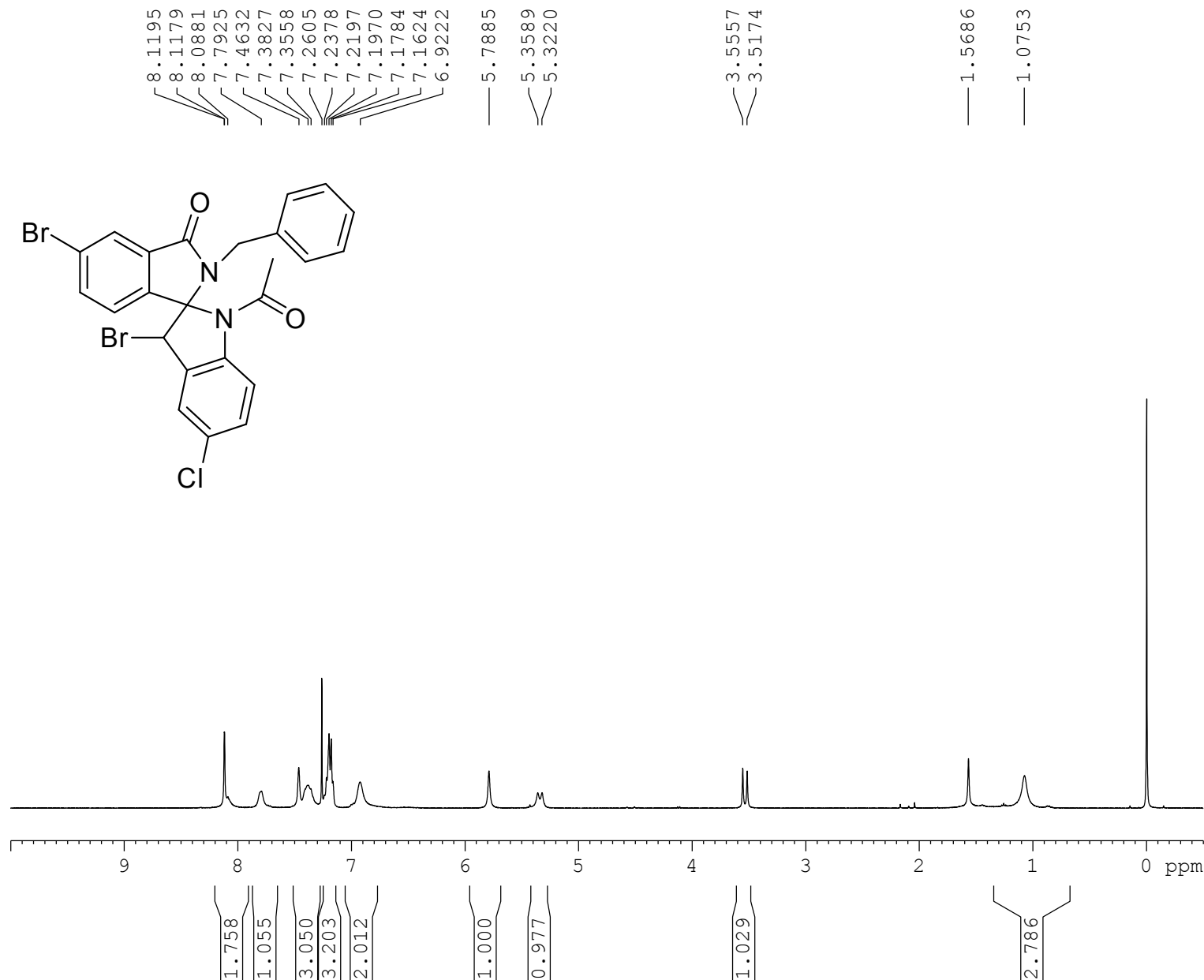
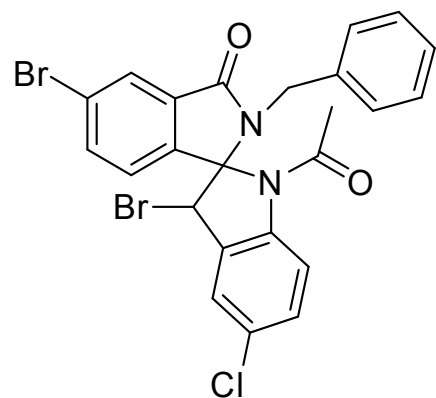
===== CHANNEL f2 =====

SFO2 400.1316005 MHz
 NUC2 1H
 CPDPRG[2] waltz16
 PCPD2 90.00 usec
 PLW2 15.00000000 W
 PLW12 0.33750001 W
 PLW13 0.27338001 W

F2 - Processing parameters

SI 32768
 SF 100.6127508 MHz
 WDW EM
 SSB 0
 LB 2.00 Hz
 GB 0
 PC 1.00

1-acetyl-2'-benzyl-3,5'-dibromo-5-chlorospiro[indoline-2,1'-isoindolin]-3'-one (6j)



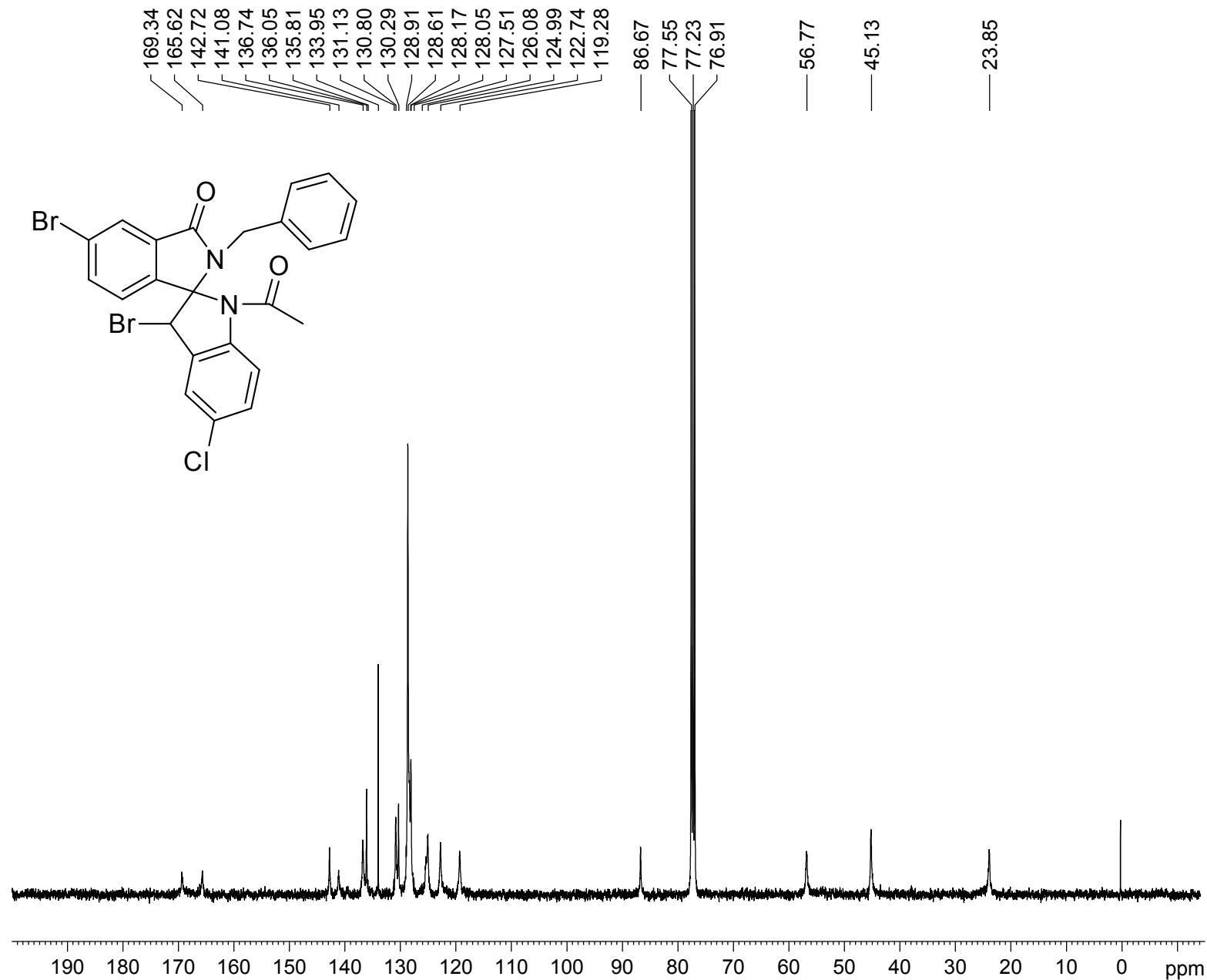
Current Data Parameters
 NAME spiro1
 EXPNO 7
 PROCNO 1

F2 - Acquisition Parameters
 Date_ 20150902
 Time 20.35
 INSTRUM spect
 PROBHD 5 mm PABBO BB/
 PULPROG zg30
 TD 32768
 SOLVENT CDCl3
 NS 32
 DS 0
 SWH 7211.539 Hz
 FIDRES 0.220079 Hz
 AQ 2.2719147 sec
 RG 144.49
 DW 69.333 usec
 DE 10.50 usec
 TE 298.6 K
 D1 2.00000000 sec
 TD0 1

===== CHANNEL f1 =====
 SFO1 400.1324008 MHz
 NUC1 1H
 P1 12.90 usec
 PLW1 15.00000000 W

F2 - Processing parameters
 SI 16384
 SF 400.1300099 MHz
 WDW EM
 SSB 0
 LB 0 Hz
 GB 0
 PC 1.00

1-acetyl-2'-benzyl-3,5'-dibromo-5-chlorospiro[indoline-2,1'-isoindolin]-3'-one (6j)



Current Data Parameters

NAME spiro1
EXPNO 10
PROCNO 1

F2 - Acquisition Parameters

Date_ 20150903
Time 8.11
INSTRUM spect
PROBHD 5 mm PABBO BB/
PULPROG zgpg30
TD 32768
SOLVENT CDCl3
NS 3144
DS 0
SWH 24038.461 Hz
FIDRES 0.733596 Hz
AQ 0.6815744 sec
RG 198.09
DW 20.800 usec
DE 6.50 usec
TE 298.5 K
D1 2.00000000 sec
D11 0.03000000 sec
TD0 1

===== CHANNEL f1 =====

SFO1 100.6233319 MHz
NUC1 13C
P1 10.00 usec
PLW1 47.50000000 W

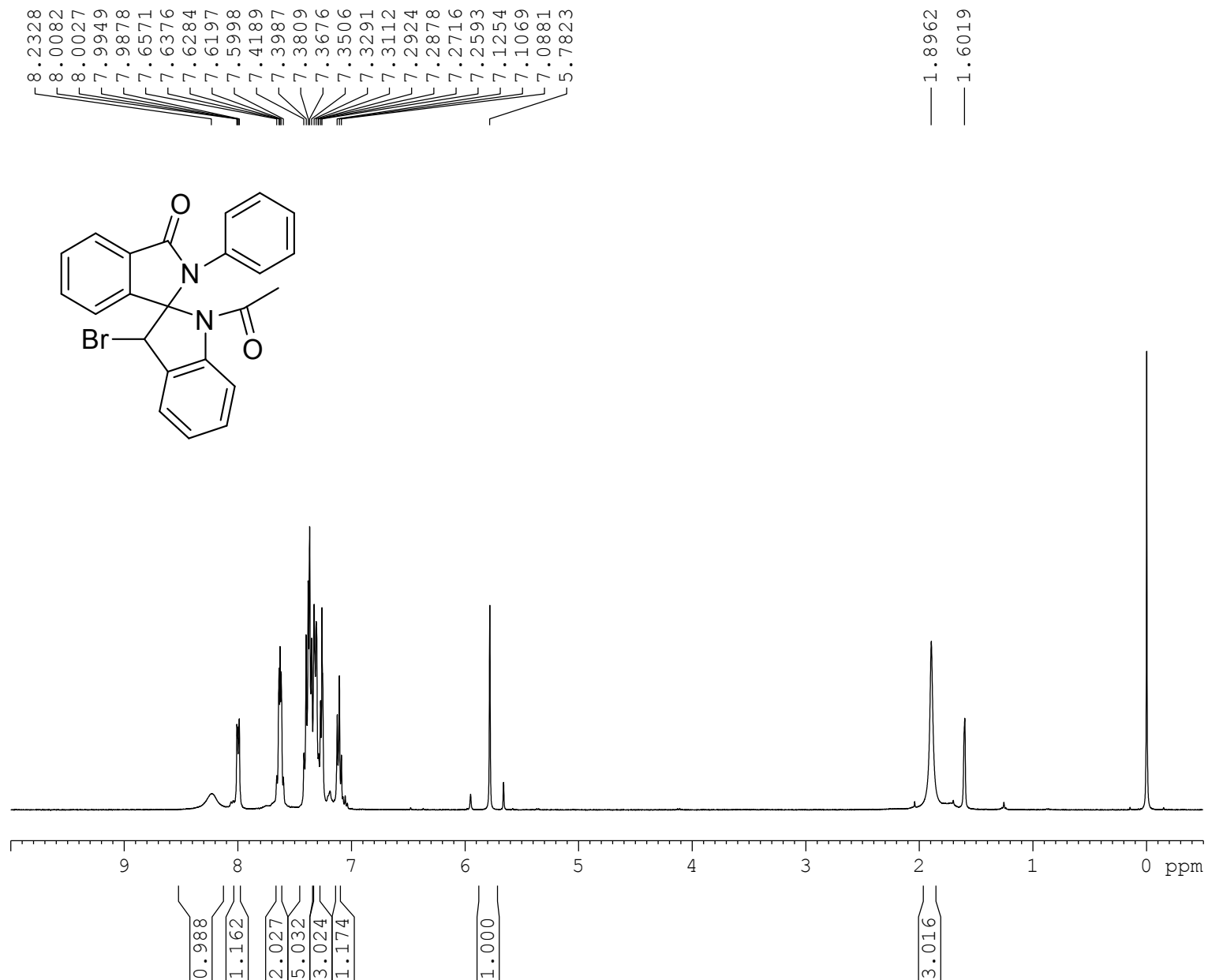
===== CHANNEL f2 =====

SFO2 400.1316005 MHz
NUC2 1H
CPDPRG[2] waltz16
PCPD2 90.00 usec
PLW2 15.00000000 W
PLW12 0.33750001 W
PLW13 0.27338001 W

F2 - Processing parameters

SI 32768
SF 100.6127494 MHz
WDW EM
SSB 0
LB 2.00 Hz
GB 0
PC 1.00

1-acetyl-3-bromo-2'-phenylspiro[indoline-2,1'-isoindolin]-3'-one (6k)



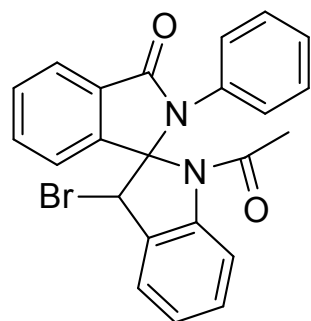
Current Data Parameters
 NAME spiro1
 EXPNO 13
 PROCNO 1

F2 - Acquisition Parameters
 Date_ 20150903
 Time 15.11
 INSTRUM spect
 PROBHD 5 mm PABBO BB/
 PULPROG zg30
 TD 32768
 SOLVENT CDCl3
 NS 32
 DS 0
 SWH 7211.539 Hz
 FIDRES 0.220079 Hz
 AQ 2.2719147 sec
 RG 113.31
 DW 69.333 usec
 DE 10.50 usec
 TE 298.3 K
 D1 2.00000000 sec
 TD0 1

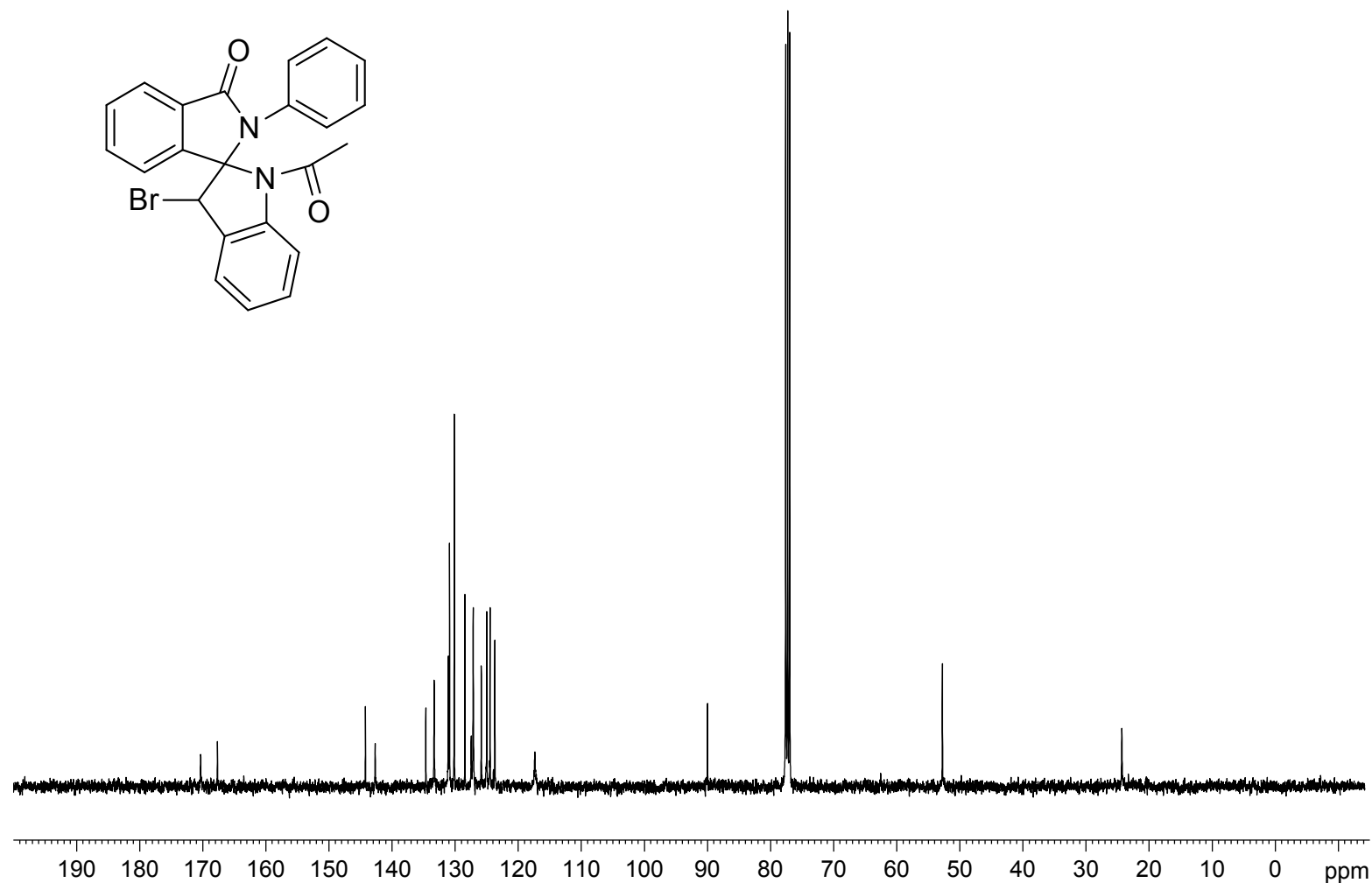
===== CHANNEL f1 =====
 SFO1 400.1324008 MHz
 NUC1 1H
 P1 12.90 usec
 PLW1 15.00000000 W

F2 - Processing parameters
 SI 16384
 SF 400.1300101 MHz
 WDW EM
 SSB 0
 LB 0 Hz
 GB 0
 PC 1.00

1-acetyl-3-bromo-2'-phenylspiro[indoline-2,1'-isoindolin]-3'-one (6k)



170.29
167.63
144.17
142.62
134.60
133.27
131.04
130.83
130.09
128.40
127.40
127.08
125.80
124.94
124.41
123.65
117.28
89.95
77.55
77.23
76.91
52.70
24.25



Current Data Parameters

NAME project 1
EXPNO 37
PROCNO 1

F2 - Acquisition Parameters

Date_ 20150715
Time 23.06
INSTRUM spect
PROBHD 5 mm PABBO BB/
PULPROG zgpg30
TD 32768
SOLVENT CDCl3
NS 340
DS 0
SWH 24038.461 Hz
FIDRES 0.733596 Hz
AQ 0.6815744 sec
RG 198.09
DW 20.800 usec
DE 6.50 usec
TE 299.7 K
D1 2.0000000 sec
D11 0.03000000 sec
TD0 1

===== CHANNEL f1 =====

SFO1 100.6233319 MHz
NUC1 13C
P1 10.00 usec
PLW1 46.00000000 W

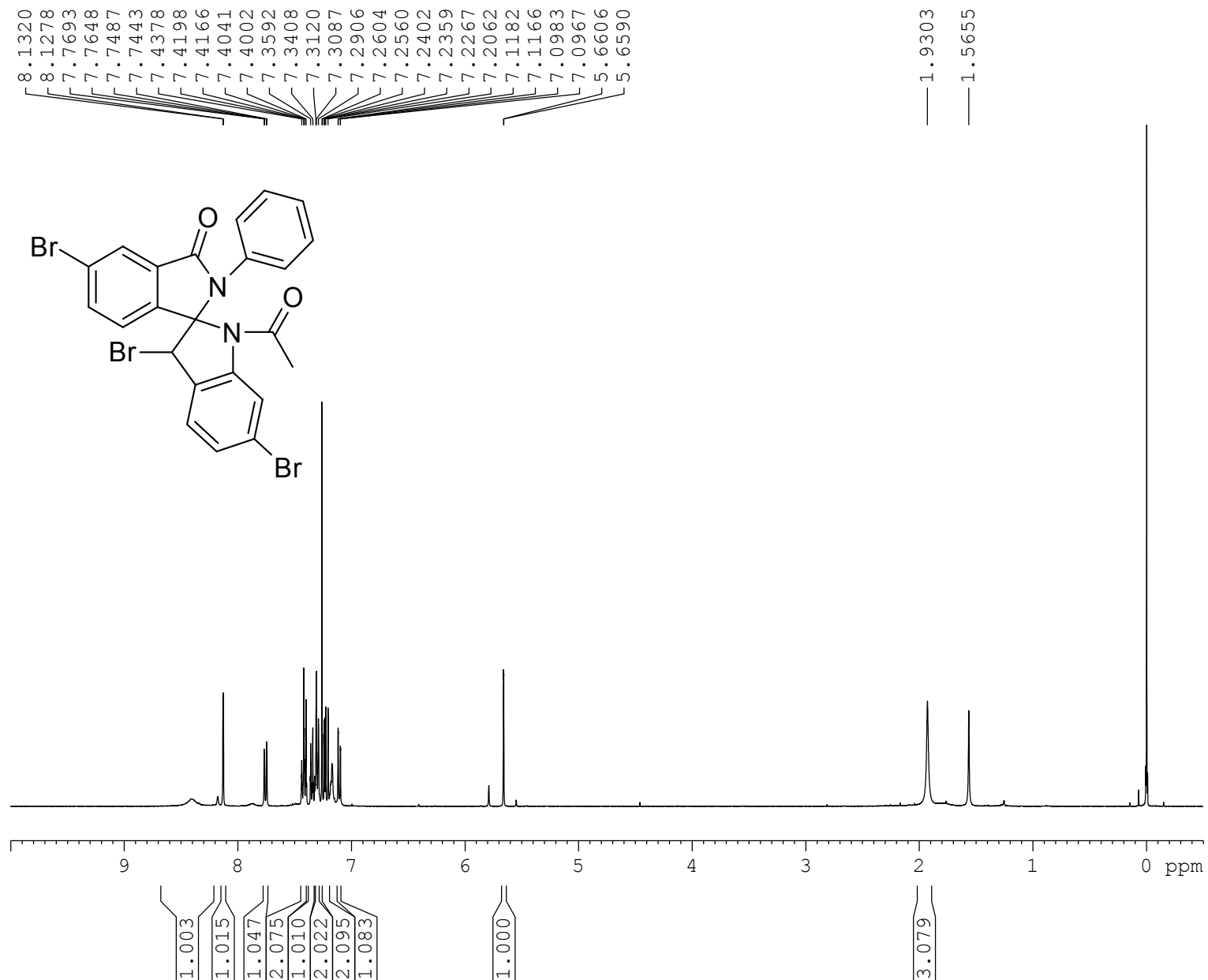
===== CHANNEL f2 =====

SFO2 400.1316005 MHz
NUC2 1H
CPDPRG[2] waltz16
PCPD2 90.00 usec
PLW2 15.00000000 W
PLW12 0.34252000 W
PLW13 0.27744001 W

F2 - Processing parameters

SI 32768
SF 100.6127493 MHz
WDW EM
SSB 0
LB 2.00 Hz
GB 0
PC 1.00

1-acetyl-3,5',6-tribromo-2'-phenylspiro[indoline-2,1'-isoindolin]-3'-one (61)



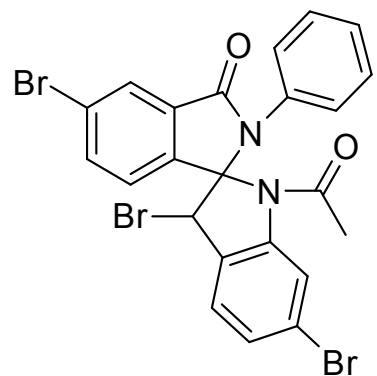
Current Data Parameters
 NAME spiro1
 EXPNO 12
 PROCNO 1

F2 - Acquisition Parameters
 Date_ 20150903
 Time 11.50
 INSTRUM spect
 PROBHD 5 mm PABBO BB/
 PULPROG zg30
 TD 32768
 SOLVENT CDCl3
 NS 32
 DS 0
 SWH 7211.539 Hz
 FIDRES 0.220079 Hz
 AQ 2.2719147 sec
 RG 198.09
 DW 69.333 usec
 DE 10.50 usec
 TE 298.1 K
 D1 2.00000000 sec
 TD0 1

===== CHANNEL f1 =====
 SFO1 400.1324008 MHz
 NUC1 1H
 P1 12.90 usec
 PLW1 15.00000000 W

F2 - Processing parameters
 SI 16384
 SF 400.1300096 MHz
 WDW EM
 SSB 0
 LB 0 Hz
 GB 0
 PC 1.00

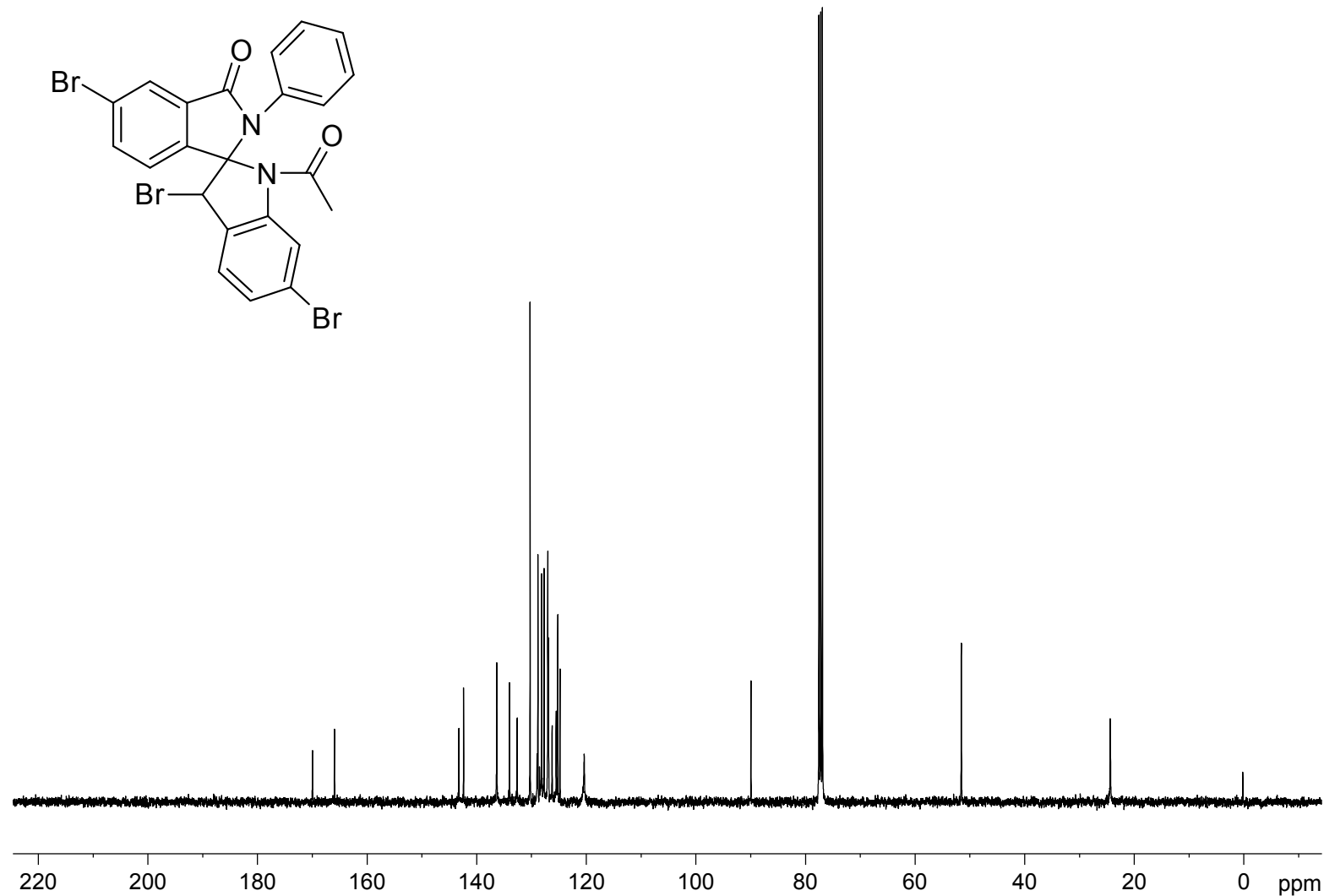
1-acetyl-3,5',6-tribromo-2'-phenylspiro[indoline-2,1'-isoindolin]-3'-one (61)



169.97
165.96
143.26
142.40
136.34
134.01
132.62
130.27
128.99
128.84
128.54
128.14
127.70
127.02
126.89
126.25
125.50
125.20
124.81
120.40
89.95
77.55
77.23
76.91

51.56

24.38



Current Data Parameters

NAME spiro1
EXPNO 24
PROCNO 1

F2 - Acquisition Parameters

Date_ 20150913
Time 16.08
INSTRUM spect
PROBHD 5 mm PABBO BB/
PULPROG zgpg30
TD 32768
SOLVENT CDCl3
NS 569
DS 0
SWH 24038.461 Hz
FIDRES 0.733596 Hz
AQ 0.6815744 sec
RG 198.09
DW 20.800 usec
DE 6.50 usec
TE 298.2 K
D1 2.00000000 sec
D11 0.03000000 sec
TD0 1

===== CHANNEL f1 =====

SFO1 100.6233319 MHz
NUC1 13C
P1 10.00 usec
PLW1 47.50000000 W

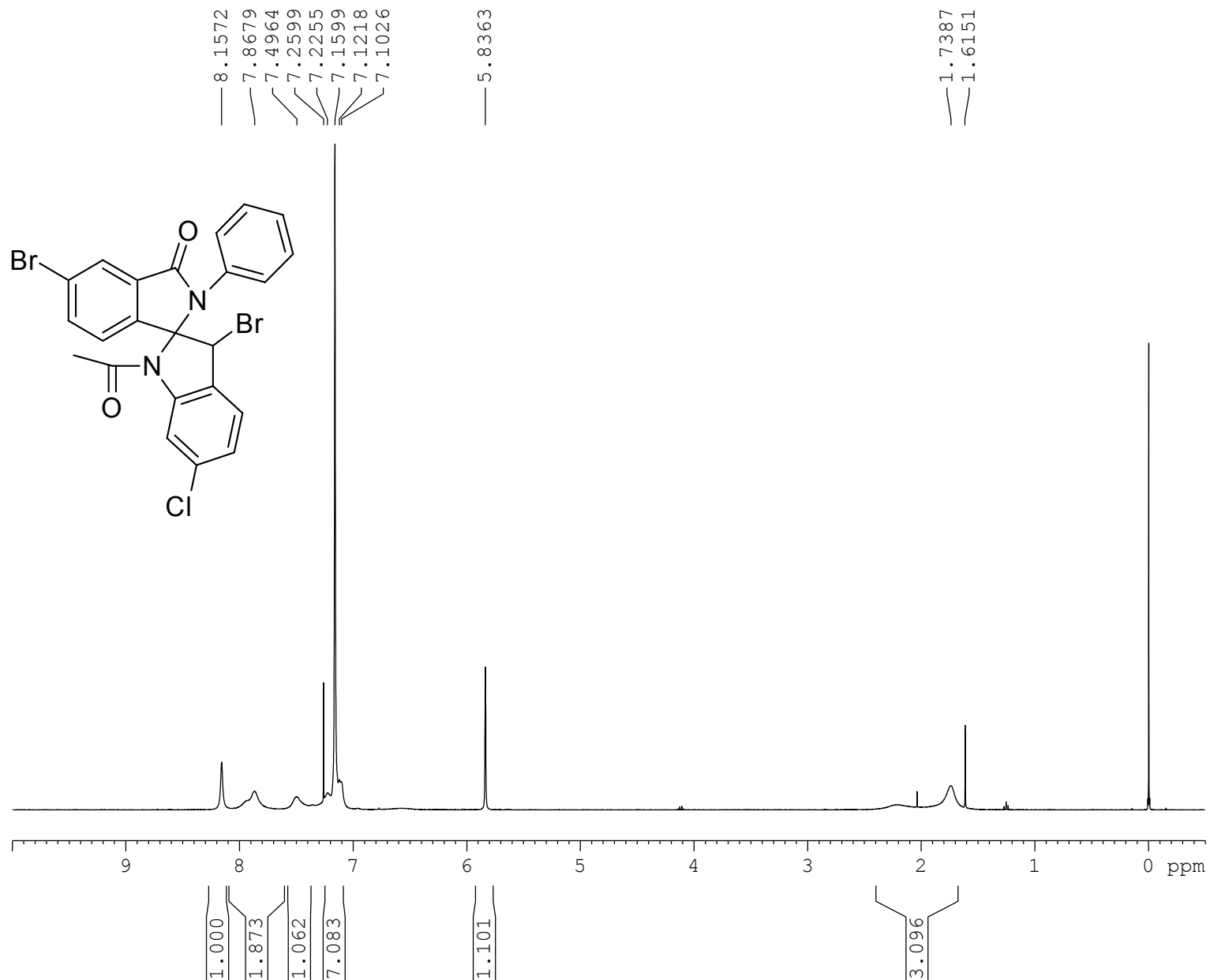
===== CHANNEL f2 =====

SFO2 400.1316005 MHz
NUC2 1H
CPDPRG[2] waltz16
PCPD2 90.00 usec
PLW2 15.00000000 W
PLW12 0.33750001 W
PLW13 0.27338001 W

F2 - Processing parameters

SI 32768
SF 100.6127516 MHz
WDW EM
SSB 0
LB 2.00 Hz
GB 0
PC 1.00

1-acetyl-3,5'-dibromo-6-chloro-2'-phenylspiro[indoline-2,1'-isoindolin]-3'-one (6m)



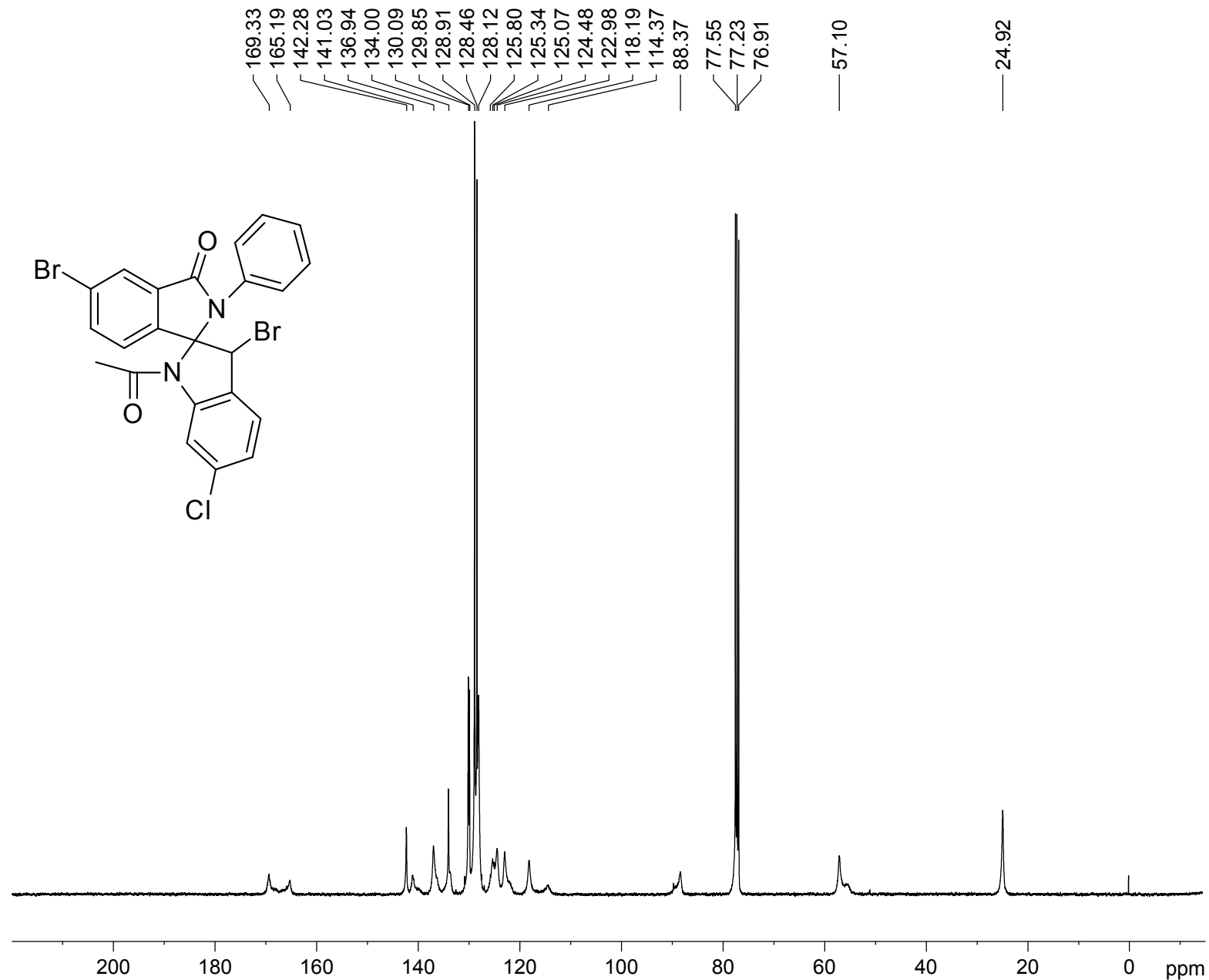
Current Data Parameters
 NAME spiro1
 EXPNO 6
 PROCNO 1

F2 - Acquisition Parameters
 Date_ 20150902
 Time 20.07
 INSTRUM spect
 PROBHD 5 mm PABBO BB/
 PULPROG zg30
 TD 32768
 SOLVENT CDCl3
 NS 16
 DS 0
 SWH 7211.539 Hz
 FIDRES 0.220079 Hz
 AQ 2.2719147 sec
 RG 89.08
 DW 69.333 usec
 DE 10.50 usec
 TE 298.3 K
 D1 2.00000000 sec
 TD0 1

===== CHANNEL f1 =====
 SFO1 400.1324008 MHz
 NUC1 1H
 P1 12.90 usec
 PLW1 15.00000000 W

F2 - Processing parameters
 SI 16384
 SF 400.1300098 MHz
 WDW EM
 SSB 0
 LB 0 Hz
 GB 0
 PC 1.00

1-acetyl-3,5'-dibromo-6-chloro-2'-phenylspiro[indoline-2,1'-isoindolin]-3'-one (6m)



Current Data Parameters
 NAME spiro1
 EXPNO 54
 PROCNO 1

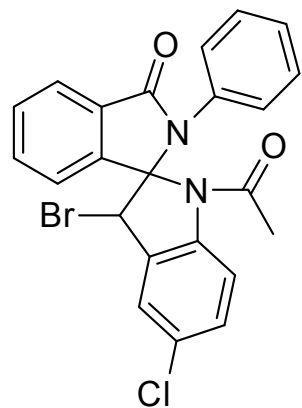
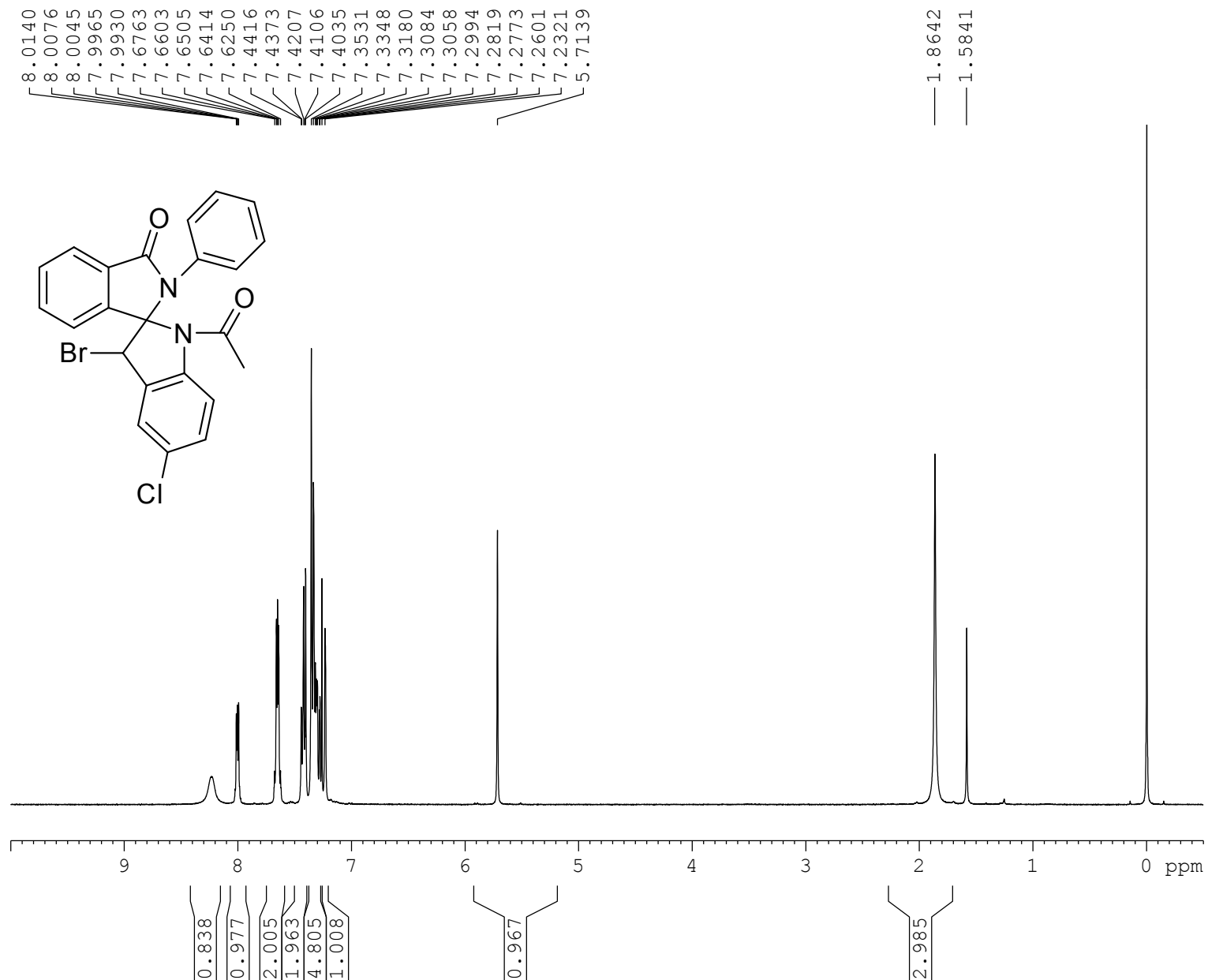
F2 - Acquisition Parameters
 Date_ 20151223
 Time 23.06
 INSTRUM spect
 PROBHD 5 mm PABBO BB/
 PULPROG zgpg30
 TD 32768
 SOLVENT CDCl3
 NS 10000
 DS 0
 SWH 24038.461 Hz
 FIDRES 0.733596 Hz
 AQ 0.6815744 sec
 RG 198.09
 DW 20.800 usec
 DE 6.50 usec
 TE 298.2 K
 D1 2.00000000 sec
 D11 0.03000000 sec
 TD0 1

===== CHANNEL f1 =====
 SFO1 100.6233319 MHz
 NUC1 13C
 P1 10.00 usec
 PLW1 47.50000000 W

===== CHANNEL f2 =====
 SFO2 400.1316005 MHz
 NUC2 1H
 CPDPRG[2] waltz16
 PCPD2 90.00 usec
 PLW2 15.00000000 W
 PLW12 0.33750001 W
 PLW13 0.27338001 W

F2 - Processing parameters
 SI 32768
 SF 100.6127621 MHz
 WDW EM
 SSB 0
 LB 2.00 Hz
 GB 0
 PC 1.00

1-acetyl-3-bromo-5-chloro-2'-phenylspiro[indoline-2,1'-isoindolin]-3'-one (6n)



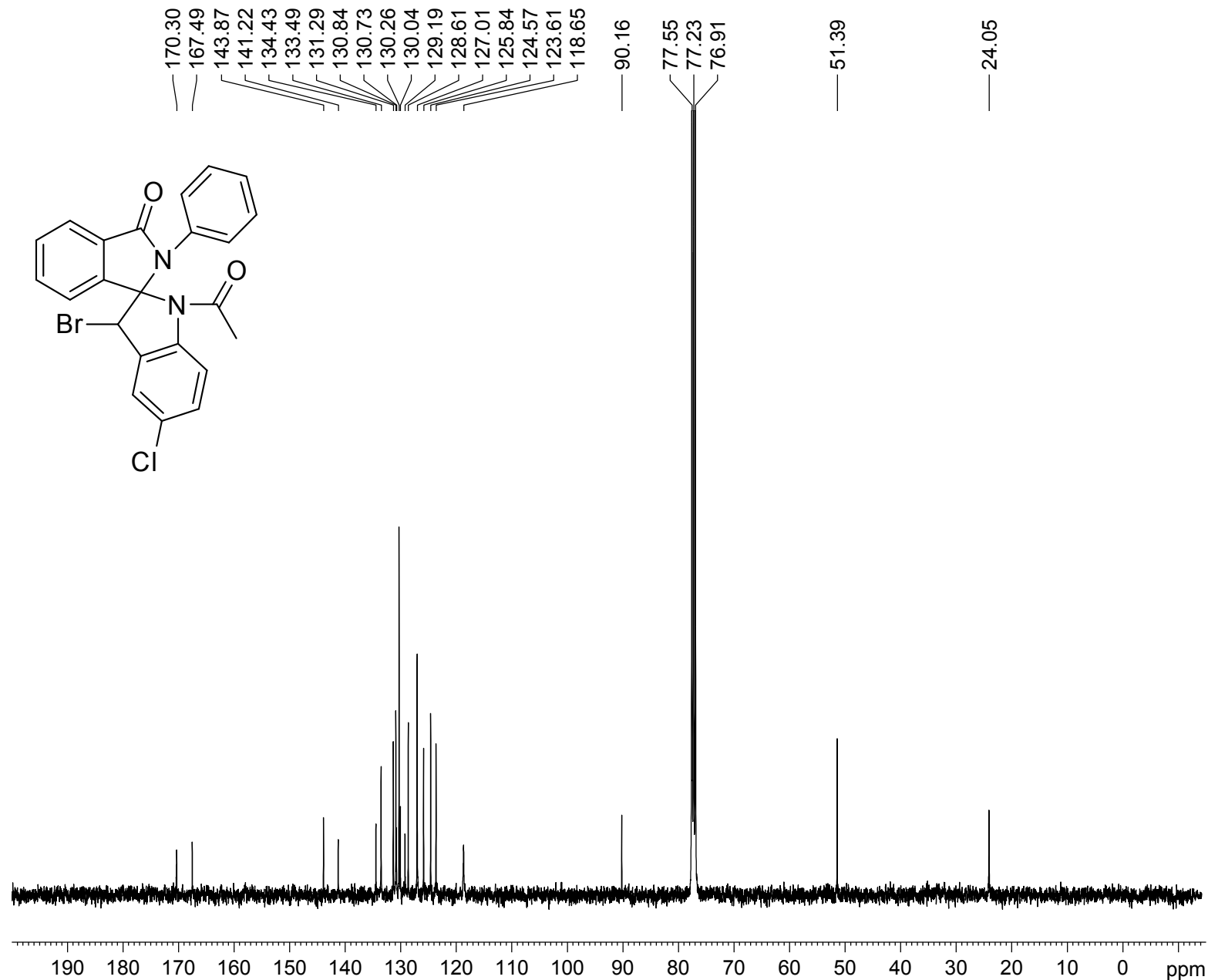
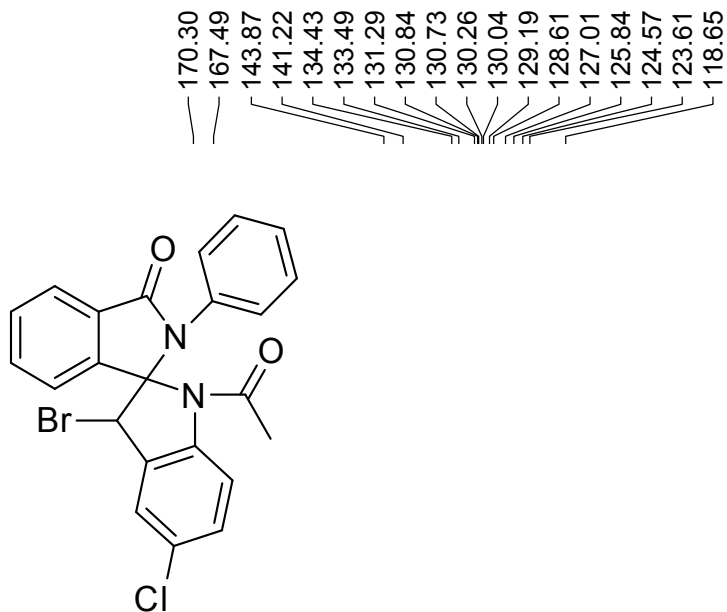
Current Data Parameters
NAME spiro1
EXPNO 16
PROCNO 1

F2 - Acquisition Parameters
Date_ 20150904
Time 14.20
INSTRUM spect
PROBHD 5 mm PABBO BB/
PULPROG zg30
TD 32768
SOLVENT CDCl3
NS 32
DS 0
SWH 7211.539 Hz
FIDRES 0.220079 Hz
AQ 2.2719147 sec
RG 198.09
DW 69.333 usec
DE 10.50 usec
TE 298.4 K
D1 2.00000000 sec
TD0 1

===== CHANNEL f1 =====
SFO1 400.1324008 MHz
NUC1 1H
P1 12.90 usec
PLW1 15.00000000 W

F2 - Processing parameters
SI 16384
SF 400.1300098 MHz
WDW EM
SSB 0
LB 0 Hz
GB 0
PC 1.00

1-acetyl-3-bromo-5-chloro-2'-phenylspiro[indoline-2,1'-isoindolin]-3'-one (6n)



Current Data Parameters

NAME project 1
EXPNO 44
PROCNO 1

F2 - Acquisition Parameters

Date_ 20150717
Time 17.24
INSTRUM spect
PROBHD 5 mm PABBO BB/
PULPROG zgpg30
TD 32768
SOLVENT CDCl3
NS 1000
DS 0
SWH 24038.461 Hz
FIDRES 0.733596 Hz
AQ 0.6815744 sec
RG 198.09
DW 20.800 usec
DE 6.50 usec
TE 299.3 K
D1 2.00000000 sec
D11 0.03000000 sec
TD0 1

===== CHANNEL f1 =====

SFO1 100.6233319 MHz
NUC1 13C
P1 10.00 usec
PLW1 46.00000000 W

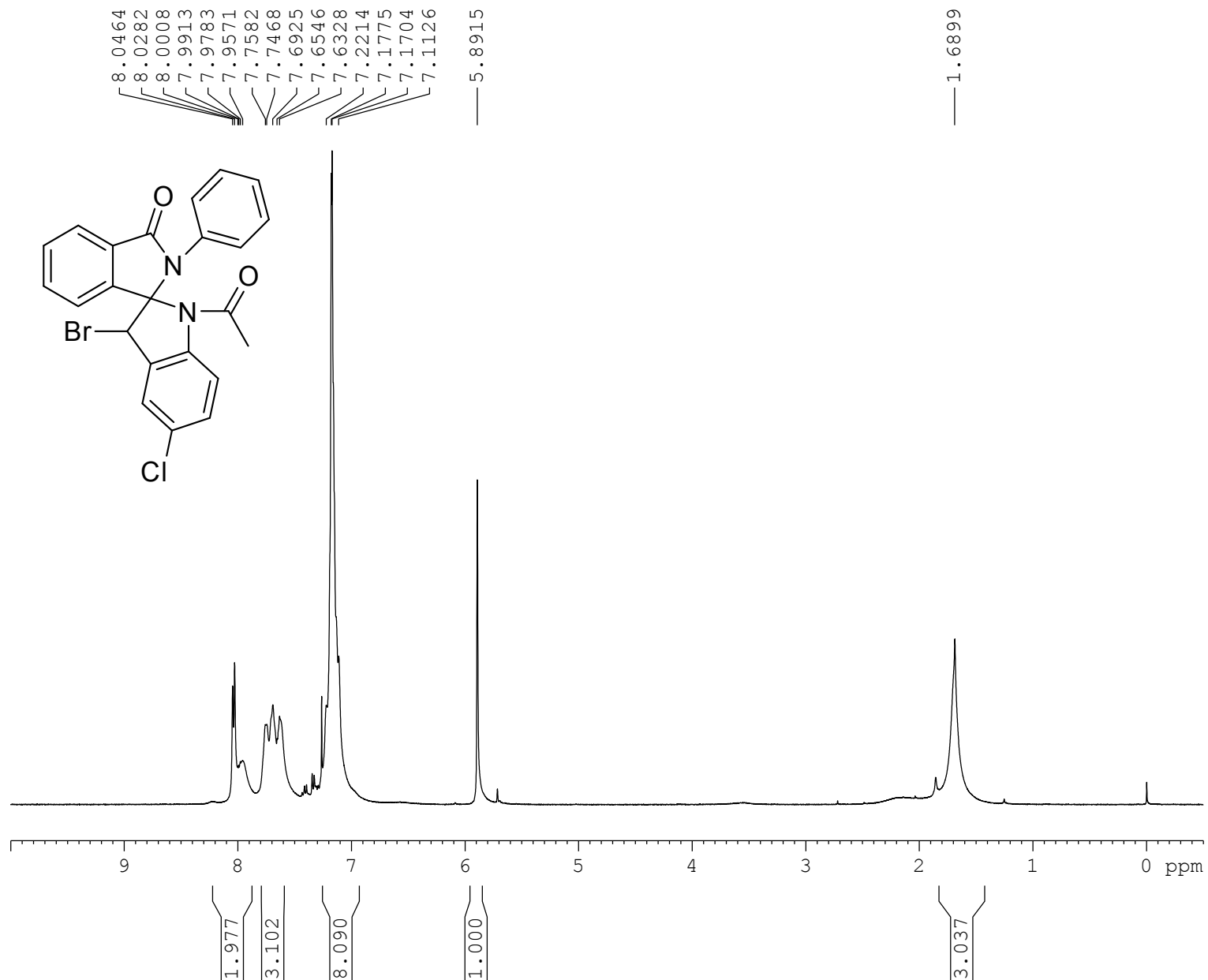
===== CHANNEL f2 =====

SFO2 400.1316005 MHz
NUC2 1H
CPDPRG[2] waltz16
PCPD2 90.00 usec
PLW2 15.00000000 W
PLW12 0.34252000 W
PLW13 0.27744001 W

F2 - Processing parameters

SI 32768
SF 100.6127464 MHz
WDW EM
SSB 0
LB 2.00 Hz
GB 0
PC 1.00

1-acetyl-3-bromo-5-chloro-2'-phenylspiro[indoline-2,1'-isoindolin]-3'-one (6n1)



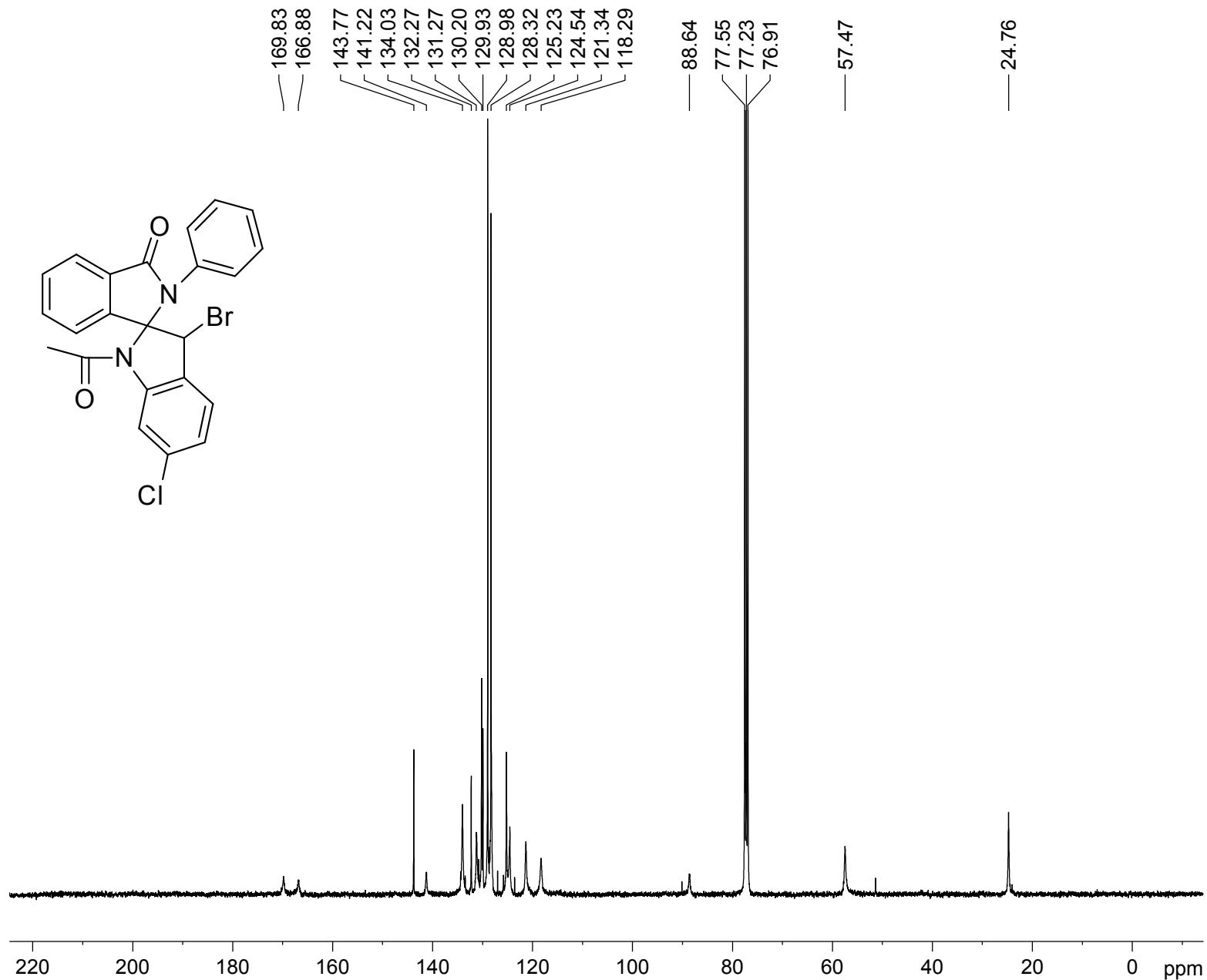
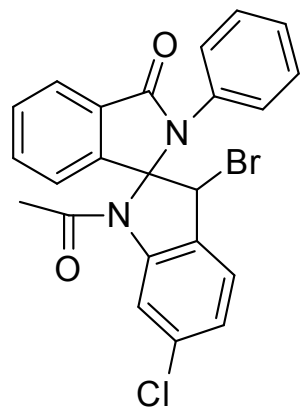
Current Data Parameters
 NAME spiro
 EXPNO 34
 PROCNO 1

F2 - Acquisition Parameters
 Date_ 20160122
 Time 13.15
 INSTRUM spect
 PROBHD 5 mm BBO BB-1H
 PULPROG zg30
 TD 32768
 SOLVENT CDCl3
 NS 16
 DS 0
 SWH 7246.377 Hz
 FIDRES 0.221142 Hz
 AQ 2.2609921 sec
 RG 114
 DW 69.000 usec
 DE 6.50 usec
 TE 297.9 K
 D1 2.00000000 sec
 TD0 1

===== CHANNEL f1 =====
 NUC1 1H
 P1 14.40 usec
 PL1 1.80 dB
 SFO1 400.1324008 MHz

F2 - Processing parameters
 SI 16384
 SF 400.1300088 MHz
 WDW EM
 SSB 0
 LB 0 Hz
 GB 0
 PC 1.00

1-acetyl-3-bromo-5-chloro-2'-phenylspiro[indoline-2,1'-isoindolin]-3'-one (6n1)



Current Data Parameters

NAME project 1
EXPNO 66
PROCNO 1

F2 - Acquisition Parameters

Date_ 20150816
Time 5.57
INSTRUM spect
PROBHD 5 mm PABBO BB/
PULPROG zgpg30
TD 32768
SOLVENT CDCl3
NS 12000
DS 0
SWH 24038.461 Hz
FIDRES 0.733596 Hz
AQ 0.6815744 sec
RG 198.09
DW 20.800 usec
DE 6.50 usec
TE 297.9 K
D1 2.00000000 sec
D11 0.03000000 sec
TD0 1

===== CHANNEL f1 =====

SFO1 100.6233319 MHz
NUC1 13C
P1 10.00 usec
PLW1 47.50000000 W

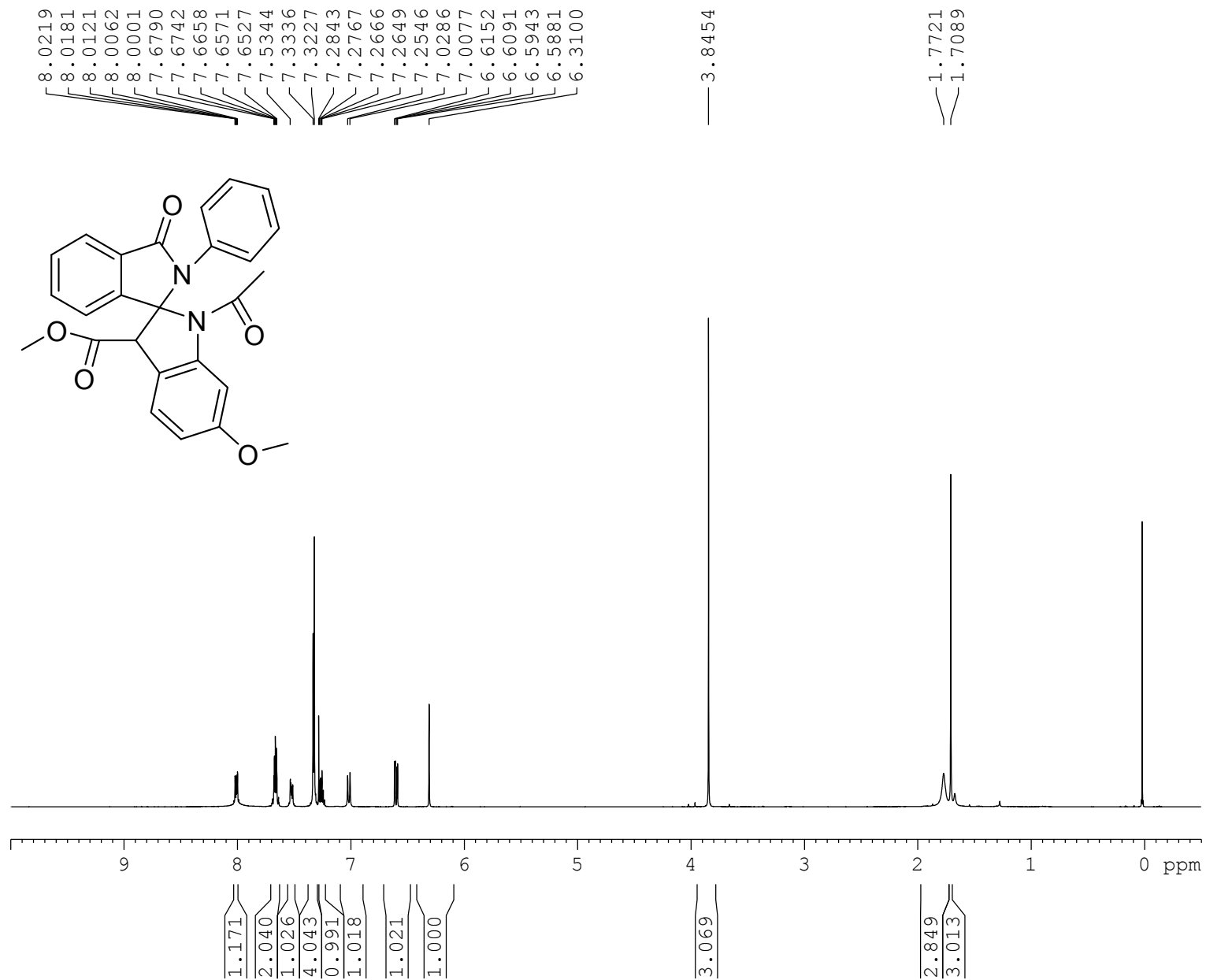
===== CHANNEL f2 =====

SFO2 400.1316005 MHz
NUC2 1H
CPDPRG[2] waltz16
PCPD2 90.00 usec
PLW2 15.00000000 W
PLW12 0.33750001 W
PLW13 0.27338001 W

F2 - Processing parameters

SI 32768
SF 100.6127494 MHz
WDW EM
SSB 0
LB 2.00 Hz
GB 0
PC 1.00

methyl 1-acetyl-6-methoxy-3'-oxo-2'-phenylspiro[indoline-2,1'-isoindoline]-3-carboxylate (6o)



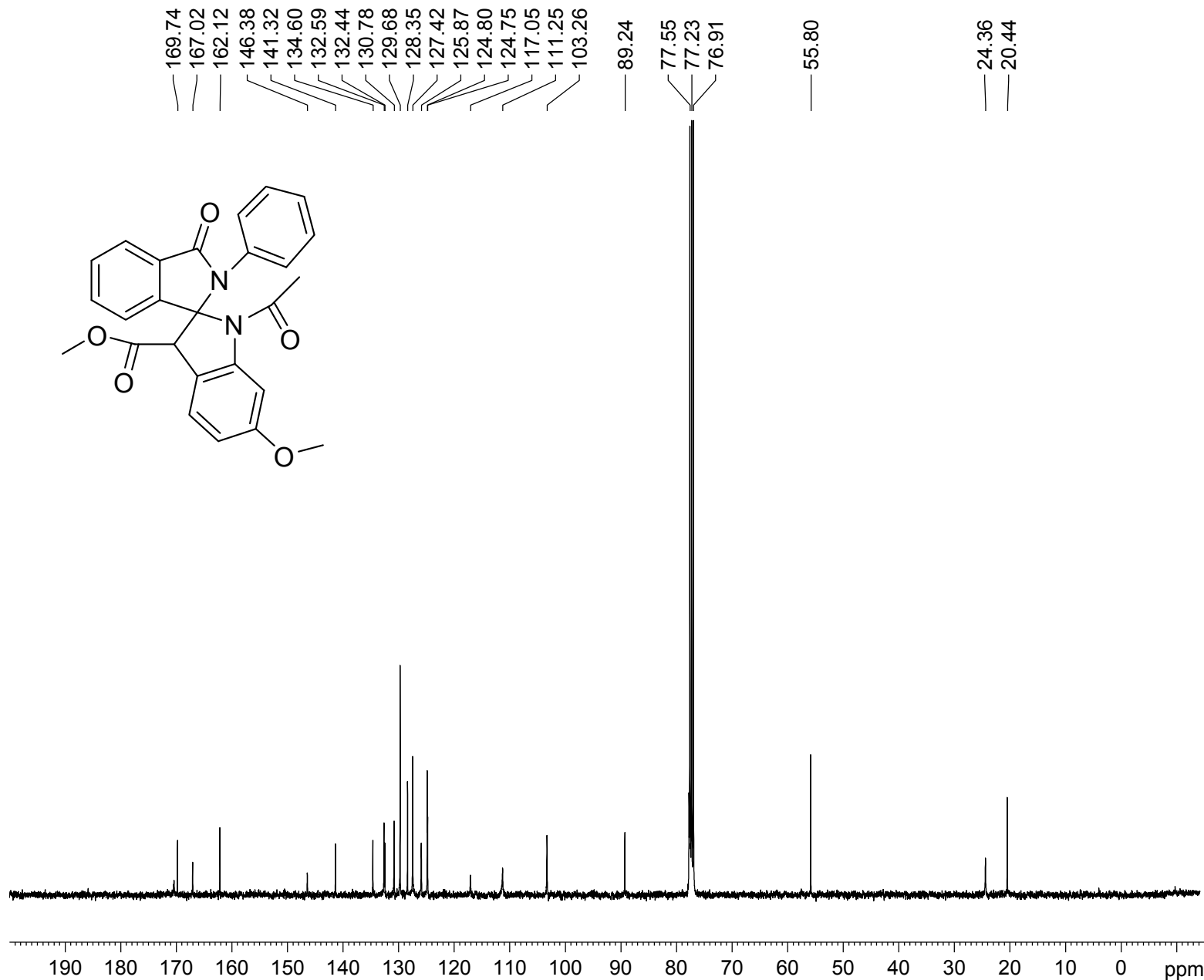
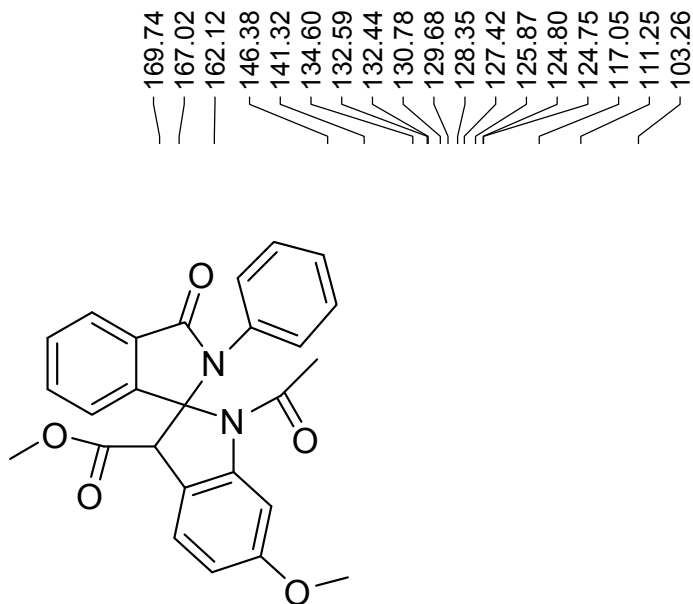
Current Data Parameters
 NAME spiro1
 EXPNO 14
 PROCNO 1

F2 - Acquisition Parameters
 Date_ 20150903
 Time 15.20
 INSTRUM spect
 PROBHD 5 mm PABBO BB/
 PULPROG zg30
 TD 32768
 SOLVENT CDCl3
 NS 32
 DS 0
 SWH 7211.539 Hz
 FIDRES 0.220079 Hz
 AQ 2.2719147 sec
 RG 89.08
 DW 69.333 usec
 DE 10.50 usec
 TE 298.2 K
 D1 2.00000000 sec
 TD0 1

===== CHANNEL f1 =====
 SFO1 400.1324008 MHz
 NUC1 1H
 P1 12.90 usec
 PLW1 15.00000000 W

F2 - Processing parameters
 SI 16384
 SF 400.1300000 MHz
 WDW EM
 SSB 0
 LB 0 Hz
 GB 0
 PC 1.00

methyl 1-acetyl-6-methoxy-3'-oxo-2'-phenylspiro[indoline-2,1'-isoindoline]-3-carboxylate (6o)



Current Data Parameters

NAME project 1
 EXPNO 48
 PROCNO 1

F2 - Acquisition Parameters

Date_ 20150718
 Time 22.04
 INSTRUM spect
 PROBHD 5 mm PABBO BB/
 PULPROG zgpg30
 TD 32768
 SOLVENT CDCl3
 NS 916
 DS 0
 SWH 24038.461 Hz
 FIDRES 0.733596 Hz
 AQ 0.6815744 sec
 RG 198.09
 DW 20.800 usec
 DE 6.50 usec
 TE 299.4 K
 D1 2.00000000 sec
 D11 0.03000000 sec
 TD0 1

===== CHANNEL f1 =====

SFO1 100.6233319 MHz
 NUC1 13C
 P1 10.00 usec
 PLW1 46.00000000 W

===== CHANNEL f2 =====

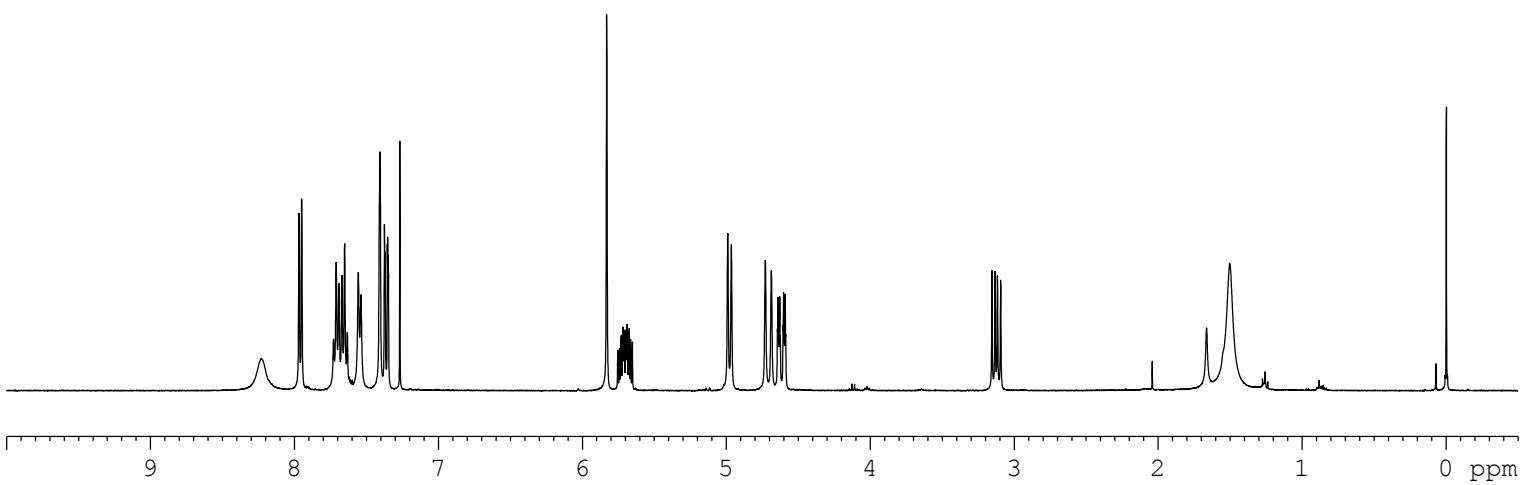
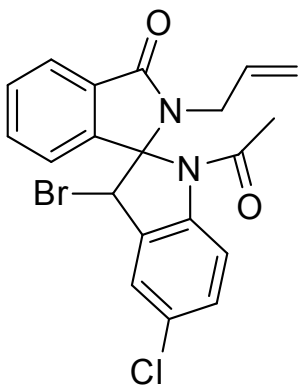
SFO2 400.1316005 MHz
 NUC2 1H
 CPDPRG[2] waltz16
 PCPD2 90.00 usec
 PLW2 15.00000000 W
 PLW12 0.34252000 W
 PLW13 0.27744001 W

F2 - Processing parameters

SI 32768
 SF 100.6127478 MHz
 WDW EM
 SSB 0
 LB 2.00 Hz
 GB 0
 PC 1.00

1-acetyl-2'-allyl-3-bromo-5-chlorospiro[indoline-2,1'-isoindolin]-3'-one (6p)

7.9500
7.7103
7.6922
7.6695
7.6513
7.6330
7.5563
7.5380
7.4069
7.3761
7.3741
7.3707
7.3688
7.3541
7.3521
7.3488
7.3468
7.2675
5.8307
5.7298
5.7194
5.7175
5.7120
5.7075
5.6997
5.6951
5.6897
5.6878
5.6773
5.6748
4.9896
4.9646
4.7290
4.6864
4.6445
4.6409
4.6373
4.6324
4.6286
4.6253
4.6060
4.6024
4.5988
4.5939
4.5901
4.5869
3.1566
3.1345
3.1181
3.0960
1.6655
1.5044



0.867
1.007
2.043
1.017
2.019
1.000
1.003
1.026
2.066
1.025
2.817

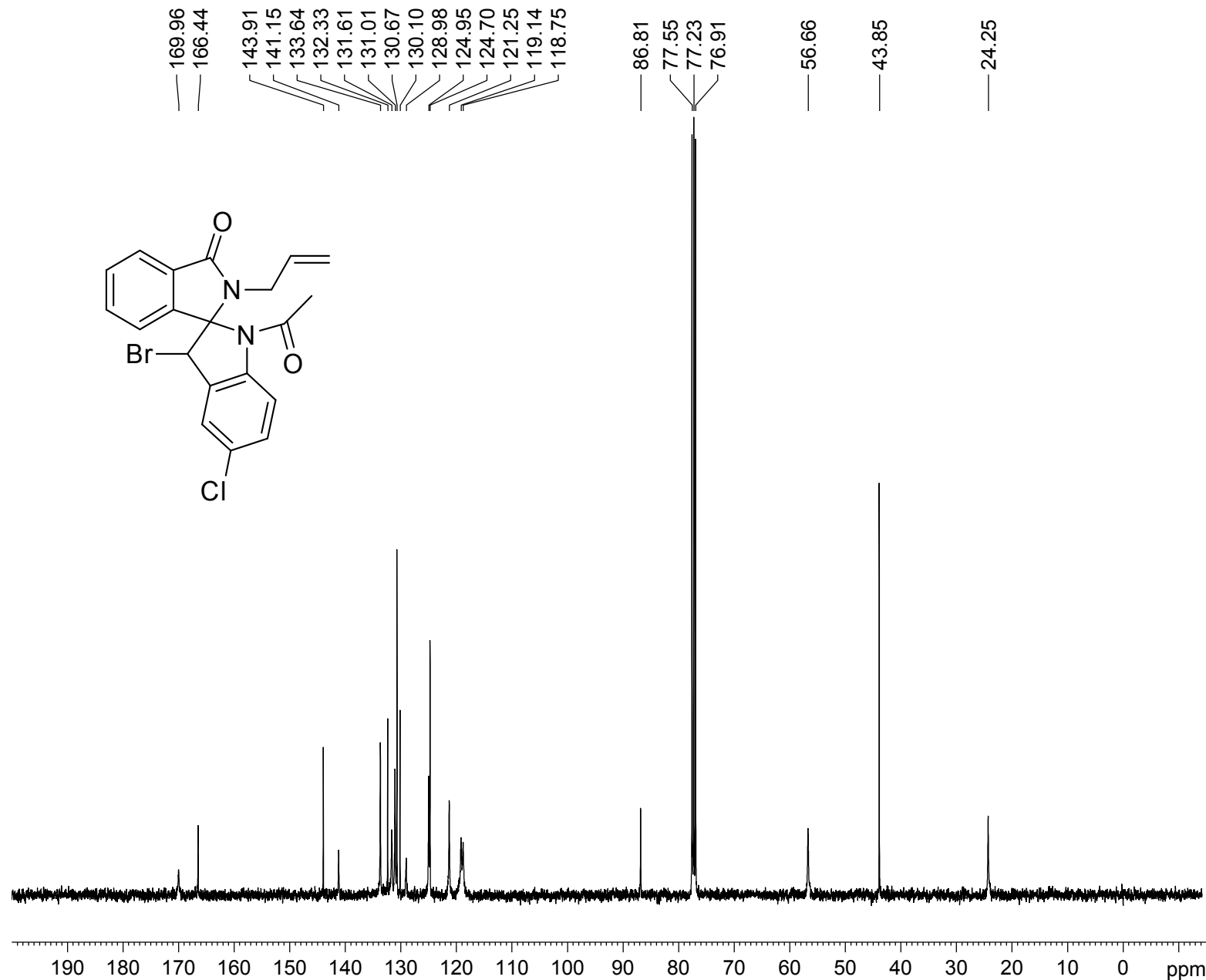
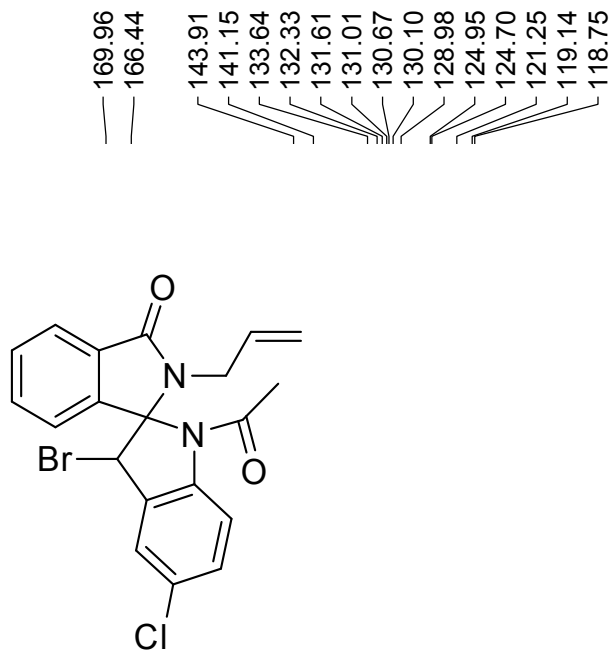
Current Data Parameters
NAME spiro1
EXPNO 37
PROCNO 1

F2 - Acquisition Parameters
Date_ 20150918
Time 19.16
INSTRUM spect
PROBHD 5 mm PABBO BB/
PULPROG zg30
TD 32768
SOLVENT CDCl3
NS 16
DS 0
SWH 7211.539 Hz
FIDRES 0.220079 Hz
AQ 2.2719147 sec
RG 144.49
DW 69.333 usec
DE 10.50 usec
TE 298.4 K
D1 2.00000000 sec
TD0 1

===== CHANNEL f1 =====
SFO1 400.1324008 MHz
NUC1 1H
P1 12.90 usec
PLW1 15.00000000 W

F2 - Processing parameters
SI 16384
SF 400.1300068 MHz
WDW EM
SSB 0
LB 0 Hz
GB 0
PC 1.00

1-acetyl-2'-allyl-3-bromo-5-chlorospiro[indoline-2,1'-isoindolin]-3'-one (6p)



Current Data Parameters
 NAME spiro1
 EXPNO 38
 PROCNO 1

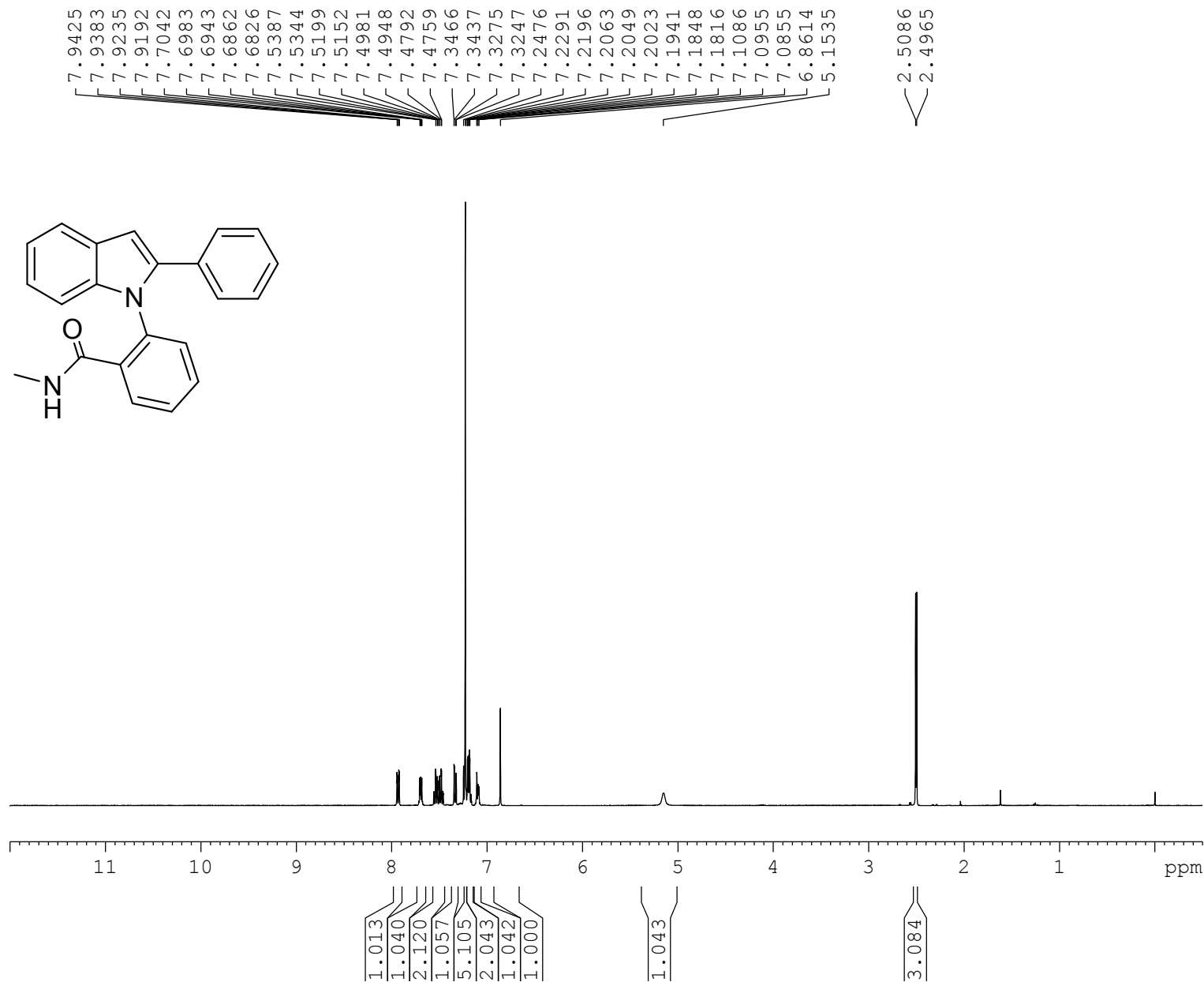
F2 - Acquisition Parameters
 Date_ 20150920
 Time 0.42
 INSTRUM spect
 PROBHD 5 mm PABBO BB/
 PULPROG zgpg30
 TD 32768
 SOLVENT CDCl3
 NS 351
 DS 0
 SWH 24038.461 Hz
 FIDRES 0.733596 Hz
 AQ 0.6815744 sec
 RG 198.09
 DW 20.800 usec
 DE 6.50 usec
 TE 298.0 K
 D1 2.00000000 sec
 D11 0.03000000 sec
 TD0 1

===== CHANNEL f1 =====
 SFO1 100.6233319 MHz
 NUC1 13C
 P1 10.00 usec
 PLW1 47.50000000 W

===== CHANNEL f2 =====
 SFO2 400.1316005 MHz
 NUC2 1H
 CPDPRG[2] waltz16
 PCPD2 90.00 usec
 PLW2 15.00000000 W
 PLW12 0.33750001 W
 PLW13 0.27338001 W

F2 - Processing parameters
 SI 32768
 SF 100.6127515 MHz
 WDW EM
 SSB 0
 LB 2.00 Hz
 GB 0
 PC 1.00

N-methyl-2-(2-phenyl-1H-indol-1-yl)benzamide (8a)



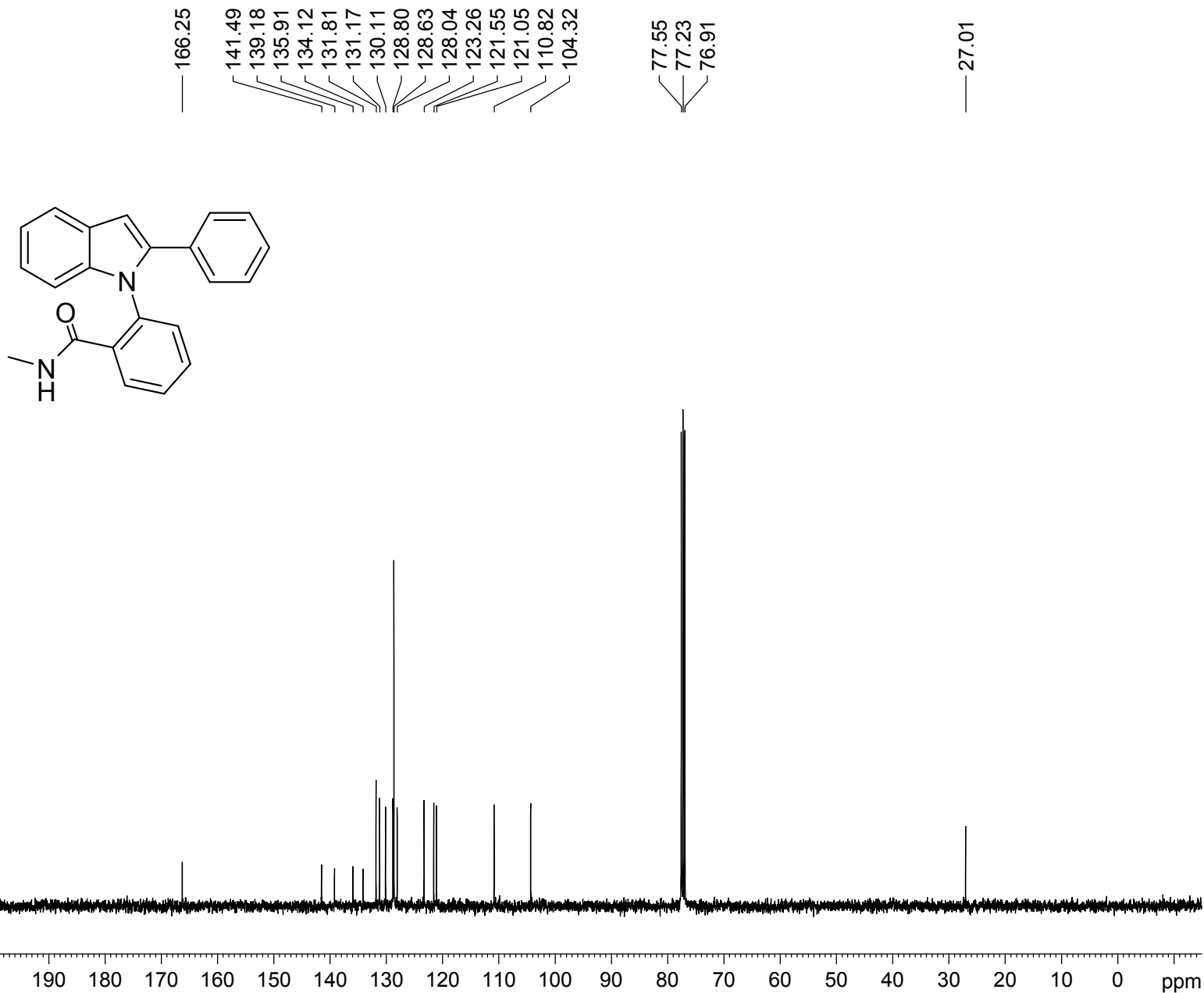
Current Data Parameters
 NAME spiro1
 EXPNO 180
 PROCNO 1

F2 - Acquisition Parameters
 Date_ 20160209
 Time 20.03
 INSTRUM spect
 PROBHD 5 mm PABBO BB/
 PULPROG zg30
 TD 32768
 SOLVENT CDCl3
 NS 32
 DS 0
 SWH 7211.539 Hz
 FIDRES 0.220079 Hz
 AQ 2.2719147 sec
 RG 89.08
 DW 69.333 usec
 DE 10.50 usec
 TE 297.1 K
 D1 2.00000000 sec
 TD0 1

===== CHANNEL f1 =====
 SFO1 400.1324008 MHz
 NUC1 1H
 P1 12.90 usec
 PLW1 15.00000000 W

F2 - Processing parameters
 SI 16384
 SF 400.1300147 MHz
 WDW EM
 SSB 0
 LB 0 Hz
 GB 0
 PC 1.00

N-methyl-2-(2-phenyl-1H-indol-1-yl)benzamide (8a)



Current Data Parameters

NAME spiro1
EXPNO 181
PROCNO 1

F2 - Acquisition Parameters

Date_ 20160209
Time 20.07
INSTRUM spect
PROBHD 5 mm PABBO BB/
PULPROG zgpg30
TD 32768
SOLVENT CDCl3
NS 57
DS 0
SWH 24038.461 Hz
FIDRES 0.733596 Hz
AQ 0.6815744 sec
RG 198.09
DW 20.800 usec
DE 6.50 usec
TE 297.3 K
D1 2.00000000 sec
D11 0.03000000 sec
TD0 1

==== CHANNEL f1 =====

SFO1 100.6228298 MHz
NUC1 13C
P1 10.00 usec
PLW1 47.50000000 W

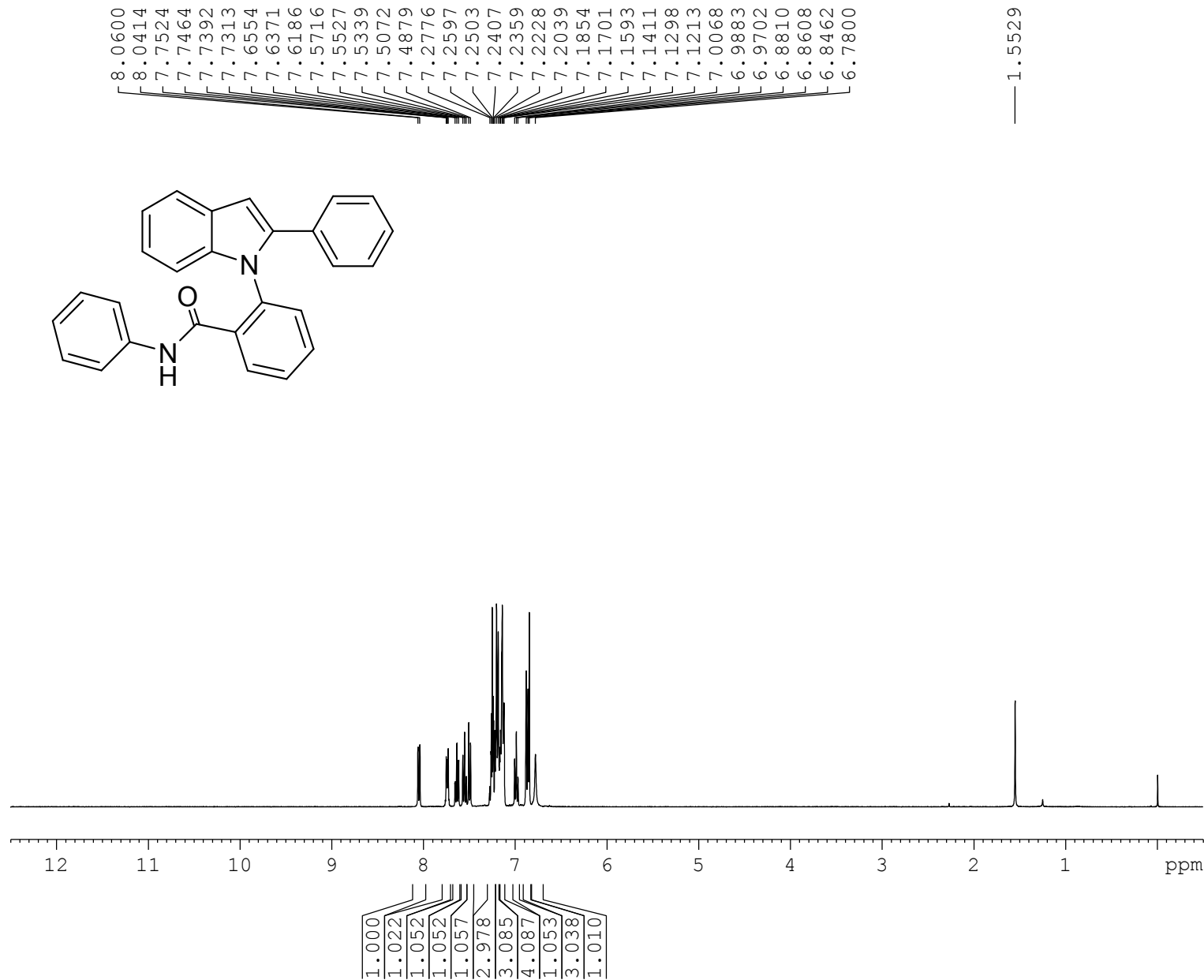
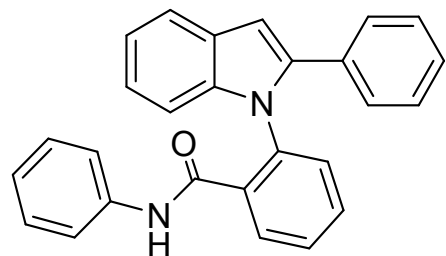
==== CHANNEL f2 =====

SFO2 400.1316005 MHz
NUC2 1H
CPDPRG[2] waltz16
PCPD2 90.00 usec
PLW2 15.00000000 W
PLW12 0.33750001 W
PLW13 0.27338001 W

F2 - Processing parameters

SI 32768
SF 100.6127512 MHz
WDW EM
SSB 0
LB 2.00 Hz
GB 0
PC 1.00

N-phenyl-2-(2-phenyl-1H-indol-1-yl)benzamide (8b)



Current Data Parameters
 NAME spiro1
 EXPNO 174
 PROCNO 1

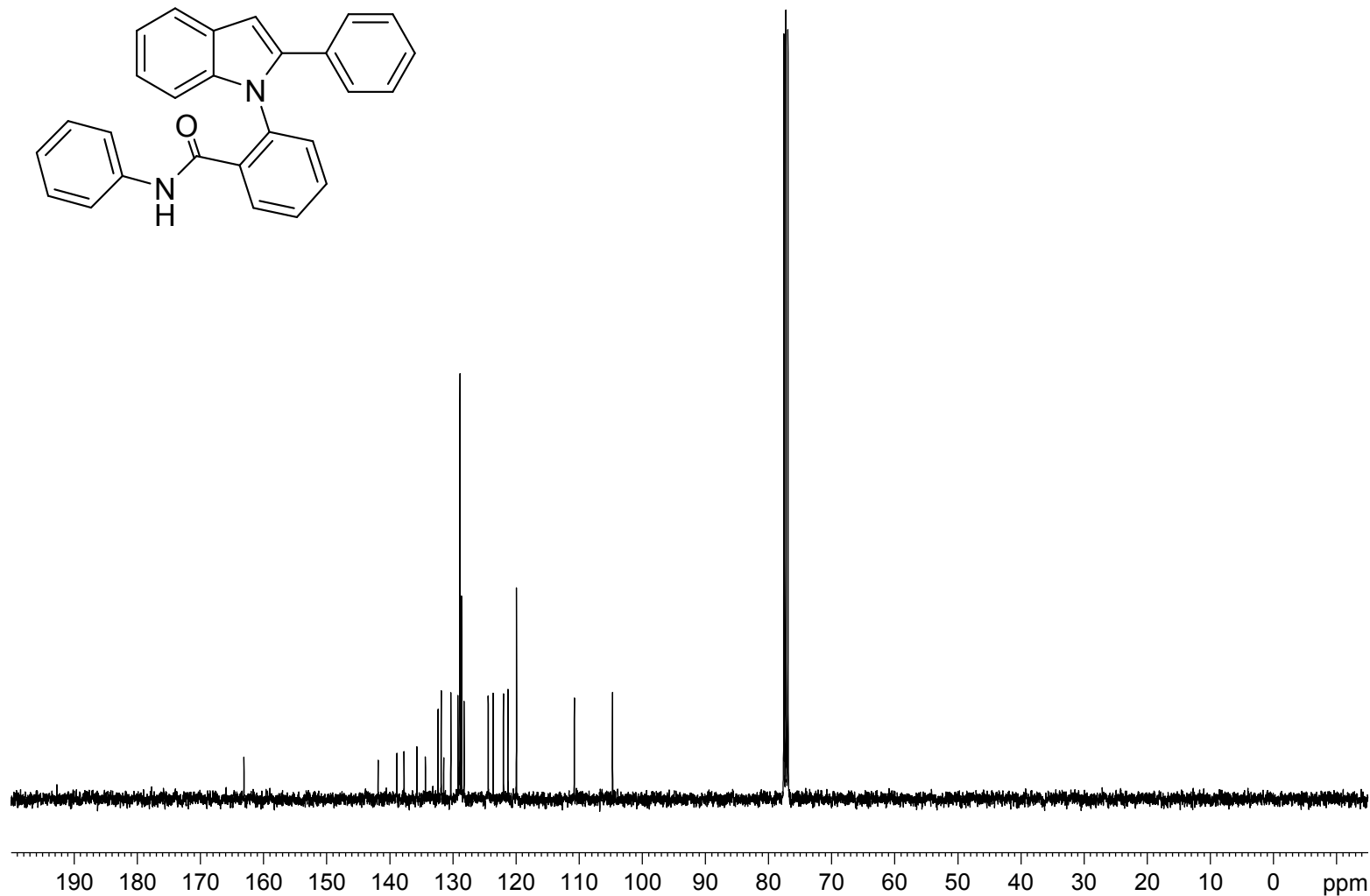
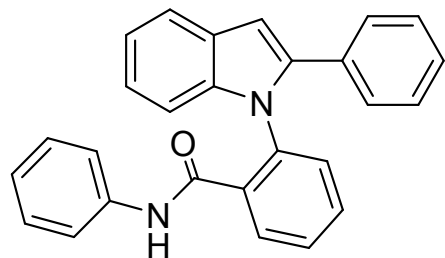
F2 - Acquisition Parameters
 Date_ 20160209
 Time 19.25
 INSTRUM spect
 PROBHD 5 mm PABBO BB/
 PULPROG zg30
 TD 32768
 SOLVENT CDCl3
 NS 32
 DS 0
 SWH 7211.539 Hz
 FIDRES 0.220079 Hz
 AQ 2.2719147 sec
 RG 113.31
 DW 69.333 usec
 DE 10.50 usec
 TE 297.1 K
 D1 2.00000000 sec
 TD0 1

==== CHANNEL f1 =====
 SFO1 400.1324008 MHz
 NUC1 1H
 P1 12.90 usec
 PLW1 15.00000000 W

F2 - Processing parameters
 SI 16384
 SF 400.1300138 MHz
 WDW EM
 SSB 0
 LB 0 Hz
 GB 0
 PC 1.00

N-phenyl-2-(2-phenyl-1H-indol-1-yl)benzamide (8b)

163.10
141.85
138.88
137.73
135.69
134.35
132.35
131.85
131.45
130.33
129.20
128.88
128.63
128.23
124.40
123.61
121.99
121.28
119.92
110.76
104.70
77.55
77.23
76.91



Current Data Parameters

NAME spiro1
EXPNO 175
PROCNO 1

F2 - Acquisition Parameters

Date_ 20160209
Time 19.28
INSTRUM spect
PROBHD 5 mm PABBO BB/
PULPROG zgpg30
TD 32768
SOLVENT CDCl3
NS 224
DS 0
SWH 24038.461 Hz
FIDRES 0.733596 Hz
AQ 0.6815744 sec
RG 198.09
DW 20.800 usec
DE 6.50 usec
TE 297.1 K
D1 2.0000000 sec
D11 0.03000000 sec
TD0 1

==== CHANNEL f1 =====

SFO1 100.6228298 MHz
NUC1 13C
P1 10.00 usec
PLW1 47.50000000 W

==== CHANNEL f2 =====

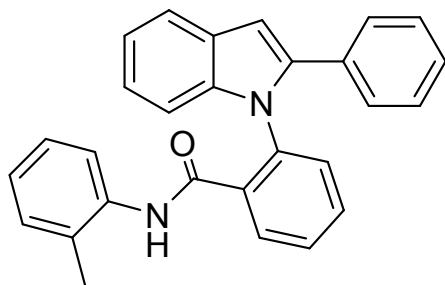
SFO2 400.1316005 MHz
NUC2 1H
CPDPRG[2] waltz16
PCPD2 90.00 usec
PLW2 15.00000000 W
PLW12 0.33750001 W
PLW13 0.27338001 W

F2 - Processing parameters

SI 32768
SF 100.6127482 MHz
WDW EM
SSB 0
LB 2.00 Hz
GB 0
PC 1.00

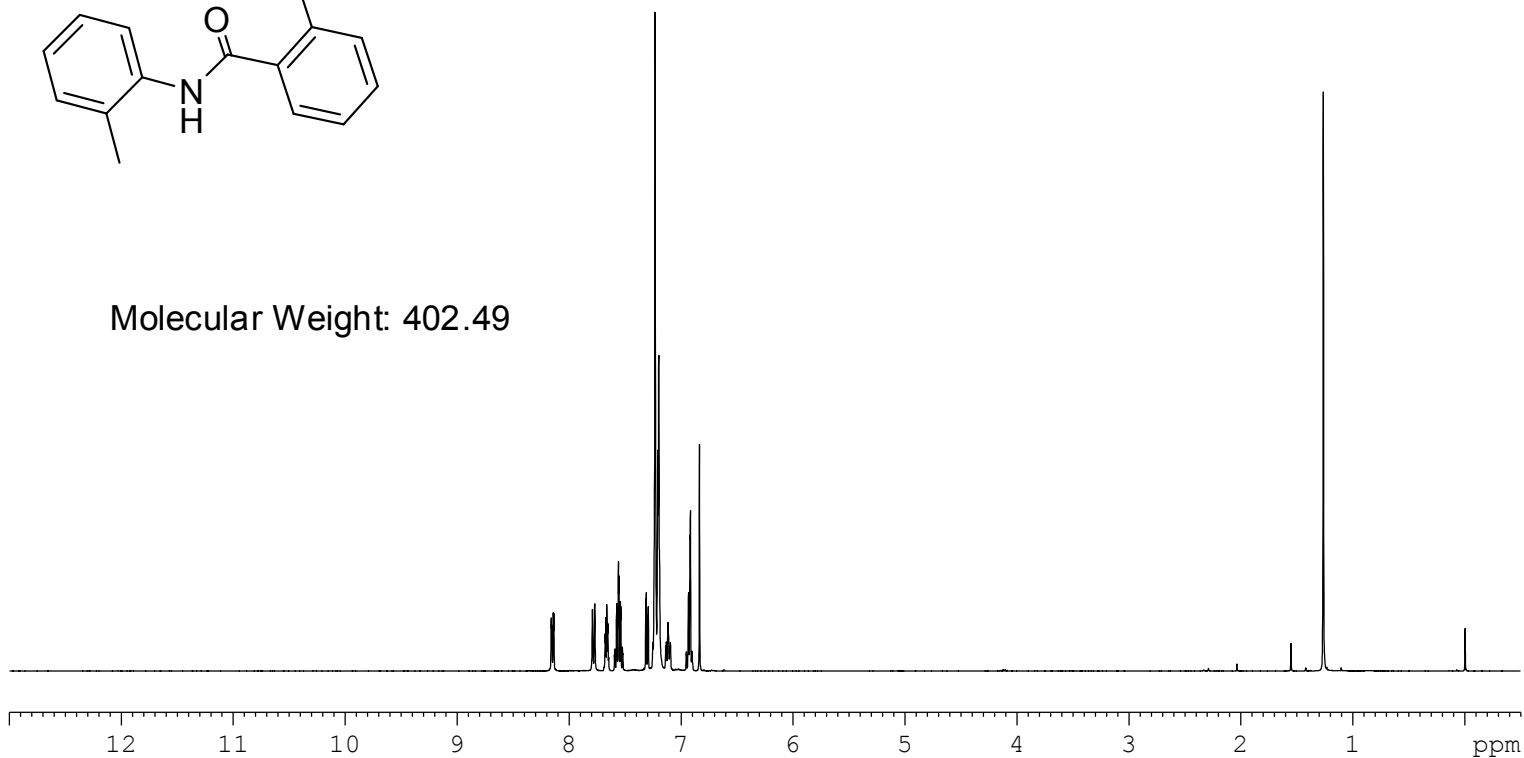
2-(2-phenyl-1H-indol-1-yl)-N-(o-tolyl)benzamide (8c)

8.1591
8.1548
8.1533
8.1410
8.1356
7.7904
7.7702
7.6768
7.6714
7.6628
7.6555
7.6527
7.5940
7.5895
7.5756
7.5709
7.5588
7.5544
7.5526
7.5412
7.5372
7.5225
7.5193
7.3146
7.3103
7.2959
7.2924
7.2513
7.2313
7.2068
7.1985
7.1363
7.1306
7.1151
7.0999
7.0939
6.9543
6.9355
6.9216
6.9188
6.9051
6.8378



Molecular Weight: 402.49

1.2654



1.000
1.011
1.018
2.111
1.043
5.361
4.044
1.117
2.043
1.005

3.100

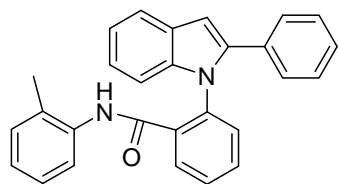
Current Data Parameters
NAME spiro1
EXPNO 176
PROCNO 1

F2 - Acquisition Parameters
Date_ 20160209
Time 19.42
INSTRUM spect
PROBHD 5 mm PABBO BB/
PULPROG zg30
TD 32768
SOLVENT CDCl3
NS 32
DS 0
SWH 7211.539 Hz
FIDRES 0.220079 Hz
AQ 2.2719147 sec
RG 89.08
DW 69.333 usec
DE 10.50 usec
TE 297.2 K
D1 2.00000000 sec
TD0 1

===== CHANNEL f1 =====
SFO1 400.1324008 MHz
NUC1 1H
P1 12.90 usec
PLW1 15.00000000 W

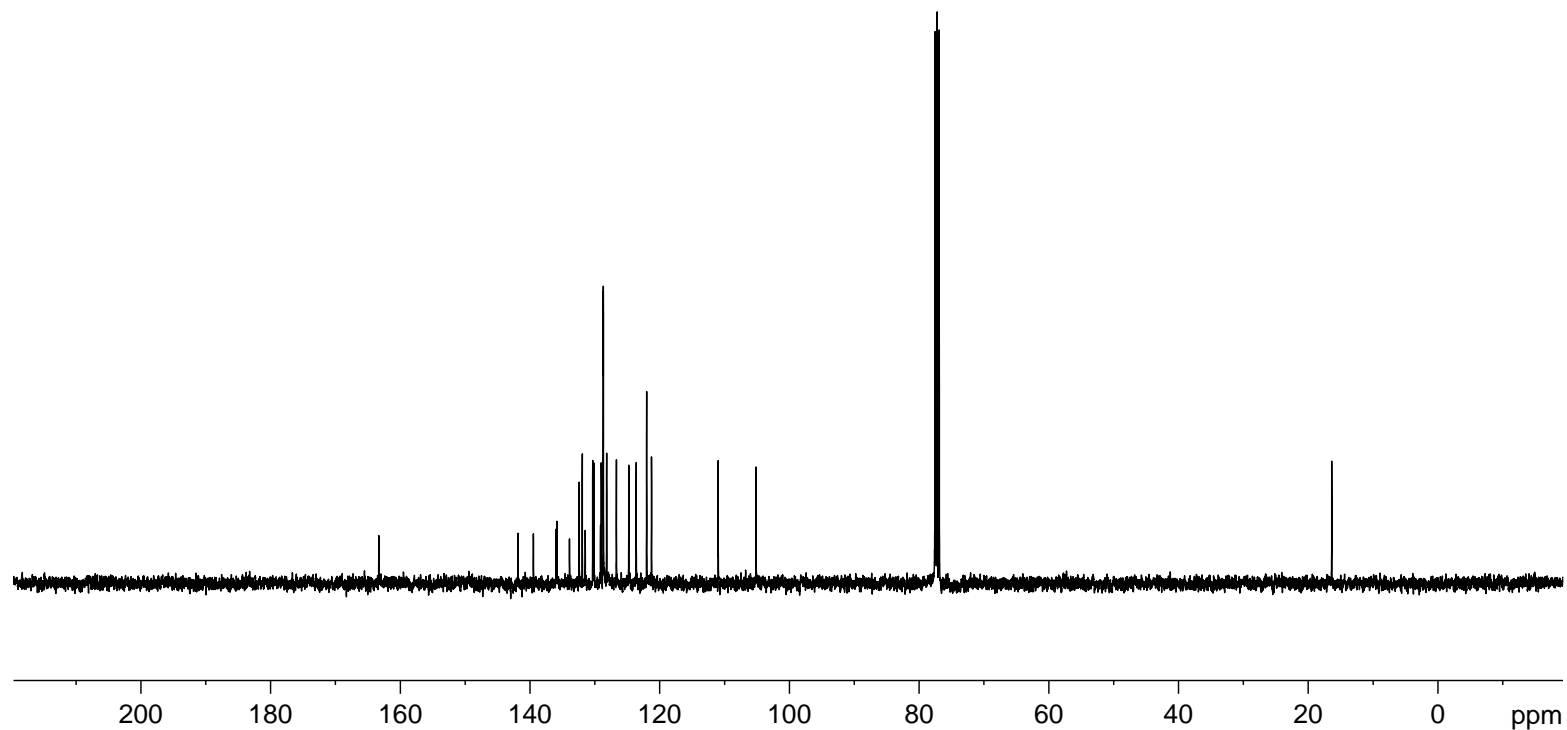
F2 - Processing parameters
SI 16384
SF 400.1300178 MHz
WDW EM
SSB 0
LB 0 Hz
GB 0
PC 1.00

2-(2-phenyl-1H-indol-1-yl)-N-o-tolylbenzamide (8c)



163.33
141.87
139.49
135.98
135.86
133.93
132.44
131.95
131.50
130.35
130.18
129.14
129.02
128.73
128.70
128.19
126.69
124.78
123.63
122.02
121.27
111.00
105.16
77.55
77.23
76.91

16.38



Current Data Parameters
NAME project 1
EXPNO 177
PROCNO 1

F2 - Acquisition Parameters
Date_ 20160209
Time 19.46
INSTRUM spect
PROBHD 5 mm PABBO BB/
PULPROG zgpg30
TD 32768
SOLVENT CDCl3
NS 70
DS 0
SWH 24038.461 Hz
FIDRES 0.733596 Hz
AQ 0.6815744 sec
RG 198.09
DW 20.800 usec
DE 6.50 usec
TE 297.2 K
D1 2.0000000 sec
D11 0.03000000 sec
TD0 1

===== CHANNEL f1 =====
SFO1 100.6228298 MHz
NUC1 13C
P1 10.00 usec
PLW1 47.50000000 W

===== CHANNEL f2 =====
SFO2 400.1316005 MHz
NUC2 1H
CPDPRG[2] waltz16
PCPD2 90.00 usec
PLW2 15.00000000 W
PLW12 0.33750001 W
PLW13 0.27338001 W

F2 - Processing parameters
SI 32768
SF 100.6127502 MHz
WDW EM
SSB 0
LB 2.00 Hz
GB 0
PC 1.00

N-(4-methoxyphenyl)-2-(2-phenyl-1H-indol-1-yl)benzamide (8d)

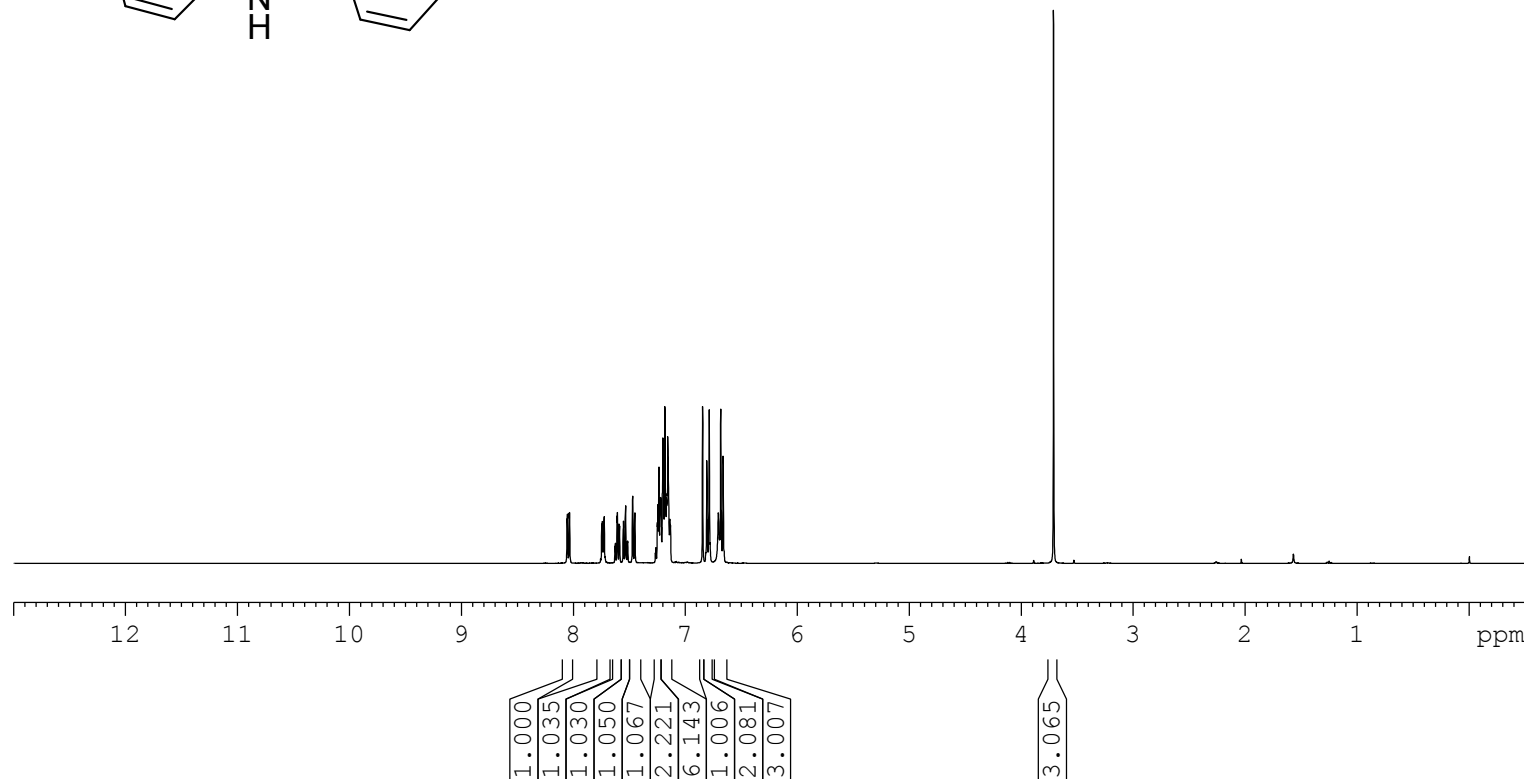
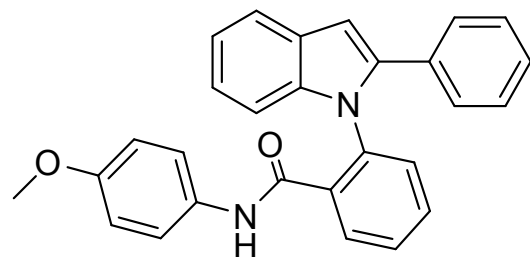
8.0562
8.0530
8.0371
8.0336
7.7459
7.7404
7.7323
7.7242
7.6283
7.6248
7.6095
7.6059
7.5907
7.5869
7.5521
7.5331
7.5167
7.5144
7.4698
7.4504
7.2656
7.2525
7.2468
7.2385
7.2295
7.2269
7.2221
7.2026
7.1972
7.1845
7.1702
7.1644
7.1594
7.1567
7.1407
7.1352
6.8481
6.8111
6.7887
6.7812
6.7075
6.6951
6.6866
6.6642
3.7136
1.5706

Current Data Parameters
NAME spiro1
EXPNO 172
PROCNO 1

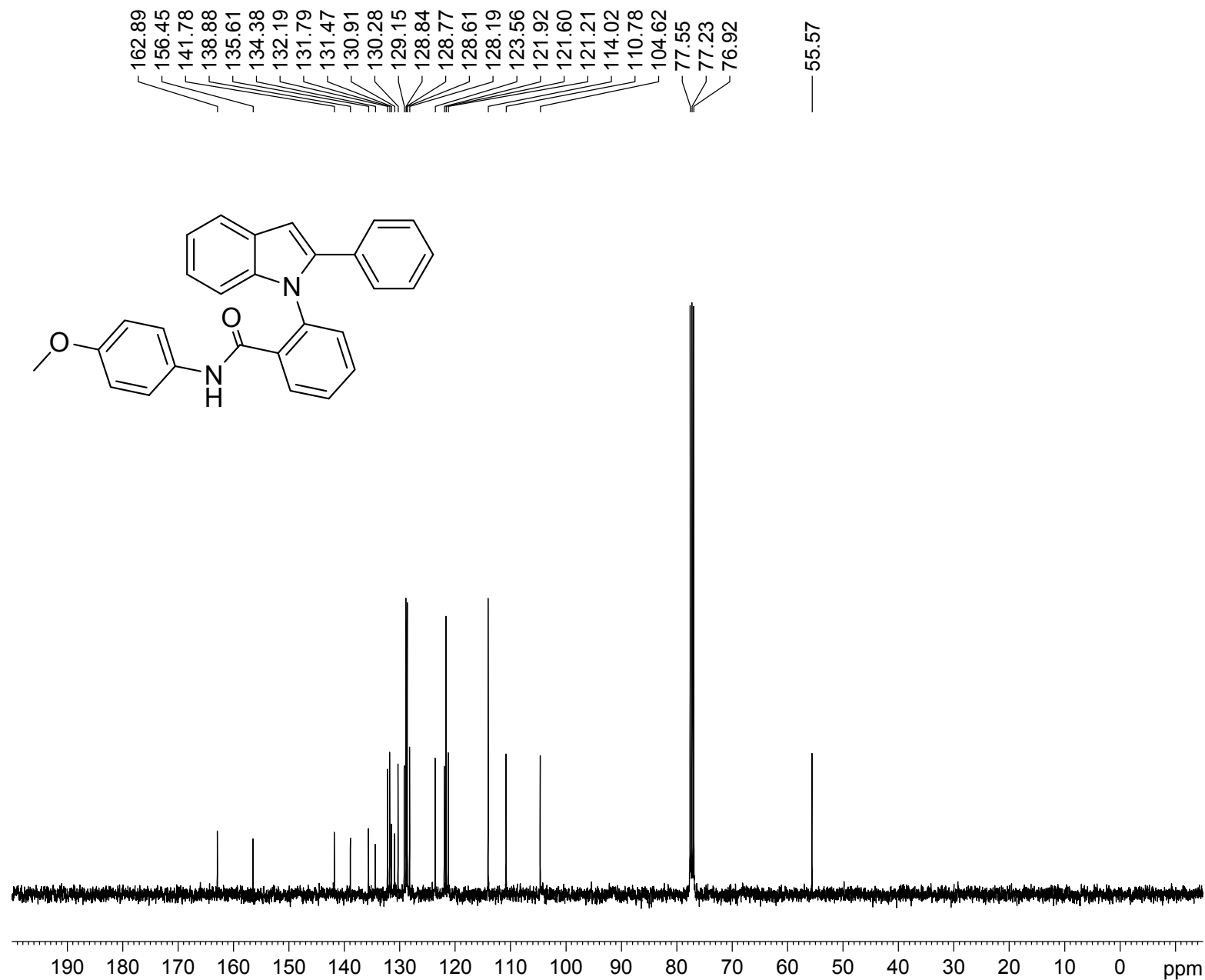
F2 - Acquisition Parameters
Date_ 20160209
Time 19.15
INSTRUM spect
PROBHD 5 mm PABBO BB/
PULPROG zg30
TD 32768
SOLVENT CDCl3
NS 32
DS 0
SWH 7211.539 Hz
FIDRES 0.220079 Hz
AQ 2.2719147 sec
RG 78.51
DW 69.333 usec
DE 10.50 usec
TE 297.1 K
D1 2.0000000 sec
TD0 1

===== CHANNEL f1 =====
SFO1 400.1324008 MHz
NUC1 1H
P1 12.90 usec
PLW1 15.00000000 W

F2 - Processing parameters
SI 16384
SF 400.1300178 MHz
WDW EM
SSB 0
LB 0 Hz
GB 0
PC 1.00



N-(4-methoxyphenyl)-2-(2-phenyl-1H-indol-1-yl)benzamide (8d)



Current Data Parameters

NAME spiro1
EXPNO 173
PROCNO 1

F2 - Acquisition Parameters

Date_ 20160209
Time 19.18
INSTRUM spect
PROBHD 5 mm PABBO BB/
PULPROG zgpg30
TD 32768
SOLVENT CDCl3
NS 82
DS 0
SWH 24038.461 Hz
FIDRES 0.733596 Hz
AQ 0.6815744 sec
RG 198.09
DW 20.800 usec
DE 6.50 usec
TE 297.2 K
D1 2.00000000 sec
D11 0.03000000 sec
TD0 1

==== CHANNEL f1 =====

SFO1 100.6228298 MHz
NUC1 13C
P1 10.00 usec
PLW1 47.50000000 W

==== CHANNEL f2 =====

SFO2 400.1316005 MHz
NUC2 1H
CPDPRG[2] waltz16
PCPD2 90.00 usec
PLW2 15.00000000 W
PLW12 0.33750001 W
PLW13 0.27338001 W

F2 - Processing parameters

SI 32768
SF 100.6127512 MHz
WDW EM
SSB 0
LB 2.00 Hz
GB 0
PC 1.00

N-benzyl-2-(2-phenyl-1H-indol-1-yl)benzamide (8e)

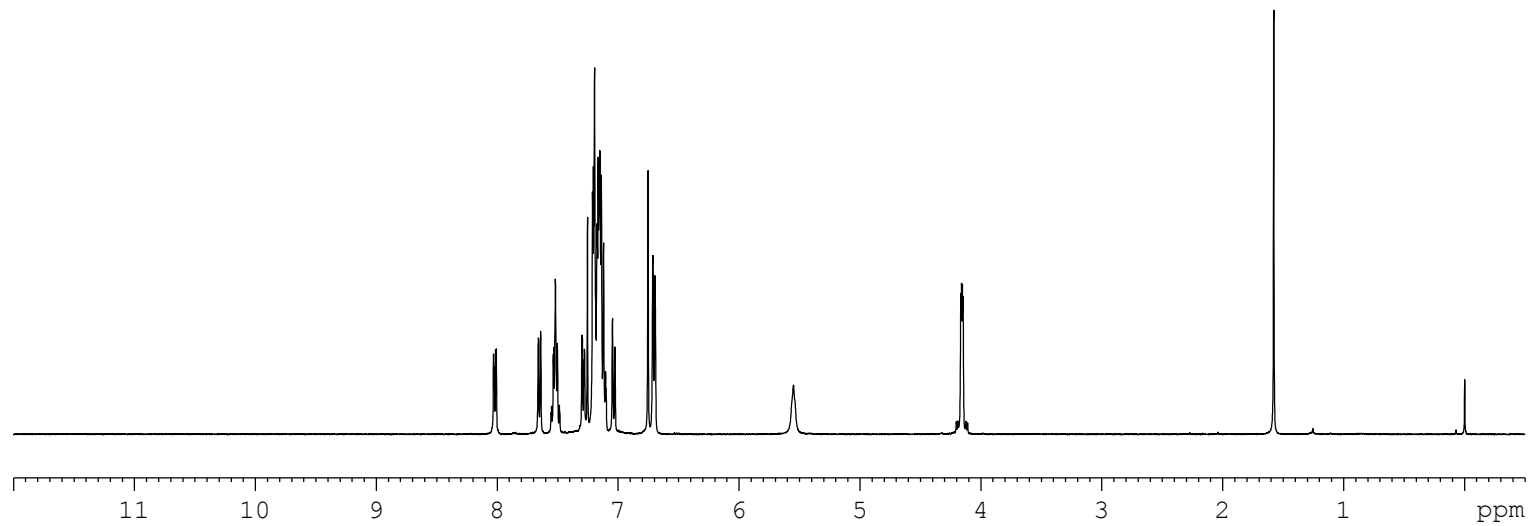
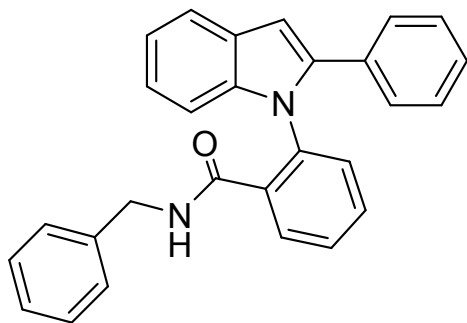
Current Data Parameters
 NAME spiro1
 EXPNO 166
 PROCNO 1

F2 - Acquisition Parameters
 Date_ 20160209
 Time 18.13
 INSTRUM spect
 PROBHD 5 mm PABBO BB/
 PULPROG zg30
 TD 32768
 SOLVENT CDCl3
 NS 32
 DS 0
 SWH 7211.539 Hz
 FIDRES 0.220079 Hz
 AQ 2.2719147 sec
 RG 4.01
 DW 69.333 usec
 DE 10.50 usec
 TE 297.0 K
 D1 2.0000000 sec
 TD0 1

===== CHANNEL f1 =====
 SFO1 400.1324008 MHz
 NUC1 1H
 P1 12.90 usec
 PLW1 15.0000000 W

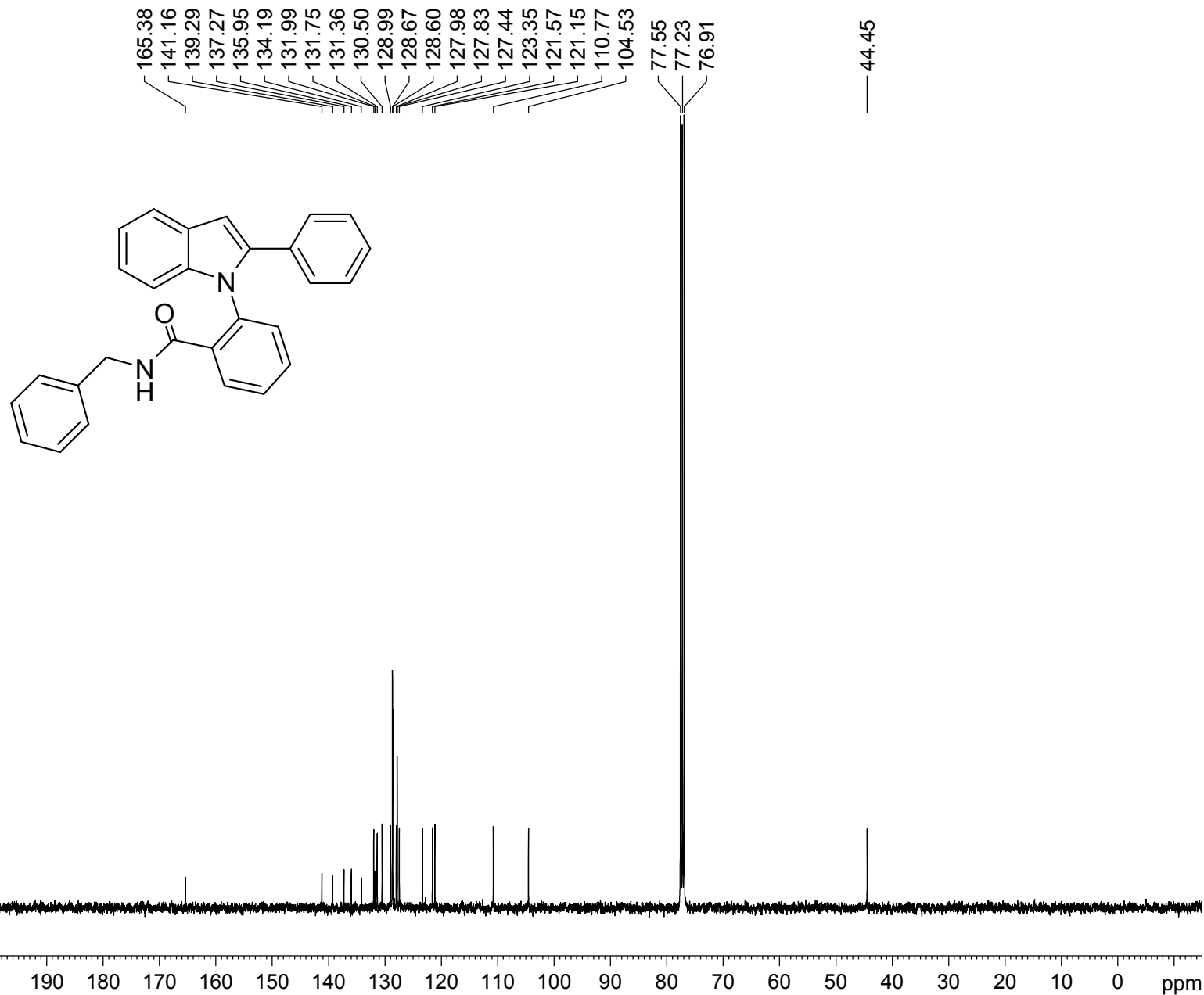
F2 - Processing parameters
 SI 16384
 SF 400.1300122 MHz
 WDW EM
 SSB 0
 LB 0 Hz
 GB 0
 PC 1.00

8.0309
 8.0264
 8.0133
 8.0076
 7.6594
 7.6411
 7.5548
 7.5501
 7.5363
 7.5317
 7.5188
 7.5137
 7.5046
 7.5013
 7.4863
 7.2998
 7.2954
 7.2809
 7.2779
 7.2540
 7.2118
 7.2049
 7.1953
 7.1746
 7.1654
 7.1590
 7.1514
 7.1391
 7.1206
 7.1040
 7.0468
 7.0271
 6.7528
 6.7130
 6.6956
 5.5499
 4.2053
 4.1916
 4.1684
 4.1623
 4.1551
 4.1494
 4.1261
 4.1123
 1.5801



0.948
 0.981
 2.008
 1.070
 3.051
 6.030
 1.009
 0.955
 1.852
 0.973
 1.998

N-benzyl-2-(2-phenyl-1H-indol-1-yl)benzamide (8e)



Current Data Parameters

NAME spiro1
EXPNO 167
PROCNO 1

F2 - Acquisition Parameters

Date_ 20160209
Time 18.17
INSTRUM spect
PROBHD 5 mm PABBO BB/
PULPROG zgpg30
TD 32768
SOLVENT CDCl3
NS 413
DS 0
SWH 24038.461 Hz
FIDRES 0.733596 Hz
AQ 0.6815744 sec
RG 198.09
DW 20.800 usec
DE 6.50 usec
TE 297.0 K
D1 2.00000000 sec
D11 0.03000000 sec
TD0 1

===== CHANNEL f1 =====

SFO1 100.6228298 MHz
NUC1 13C
P1 10.00 usec
PLW1 47.50000000 W

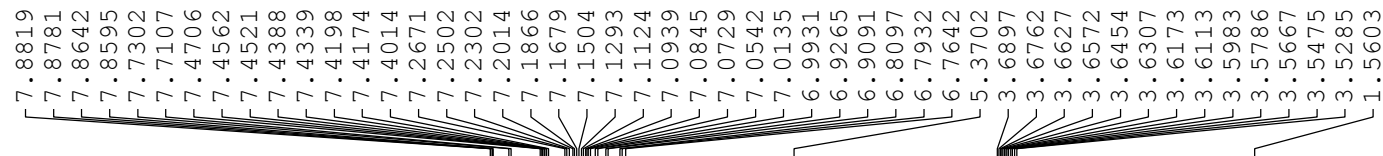
===== CHANNEL f2 =====

SFO2 400.1316005 MHz
NUC2 1H
CPDPRG[2] waltz16
PCPD2 90.00 usec
PLW2 15.00000000 W
PLW12 0.33750001 W
PLW13 0.27338001 W

F2 - Processing parameters

SI 32768
SF 100.6127485 MHz
WDW EM
SSB 0
LB 2.00 Hz
GB 0
PC 1.00

N-(2,2-diphenylethyl)-2-(2-phenyl-1H-indol-1-yl)benzamide (8f)

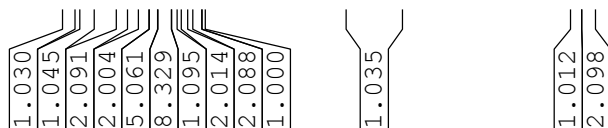
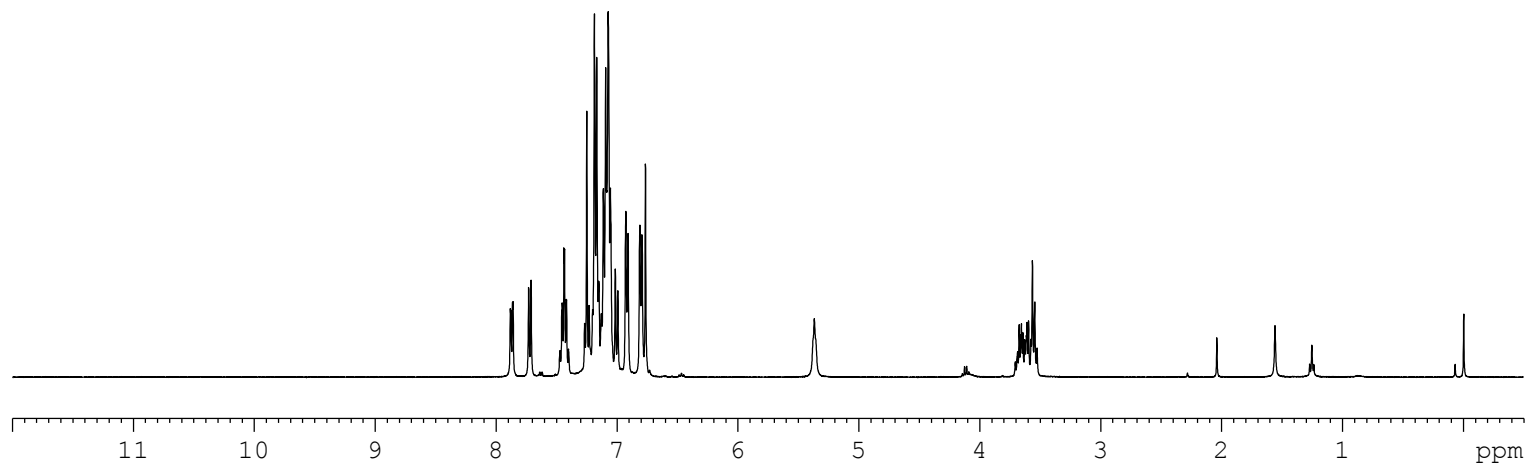
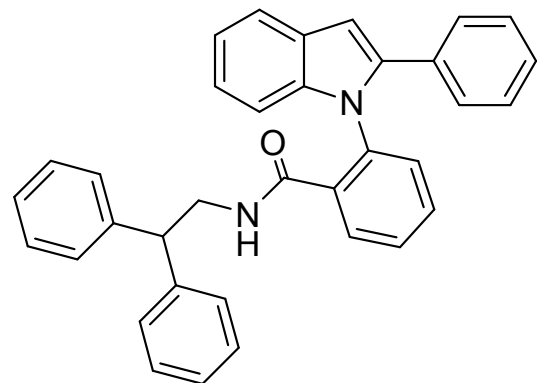


Current Data Parameters
NAME spiro1
EXPNO 168
PROCNO 1

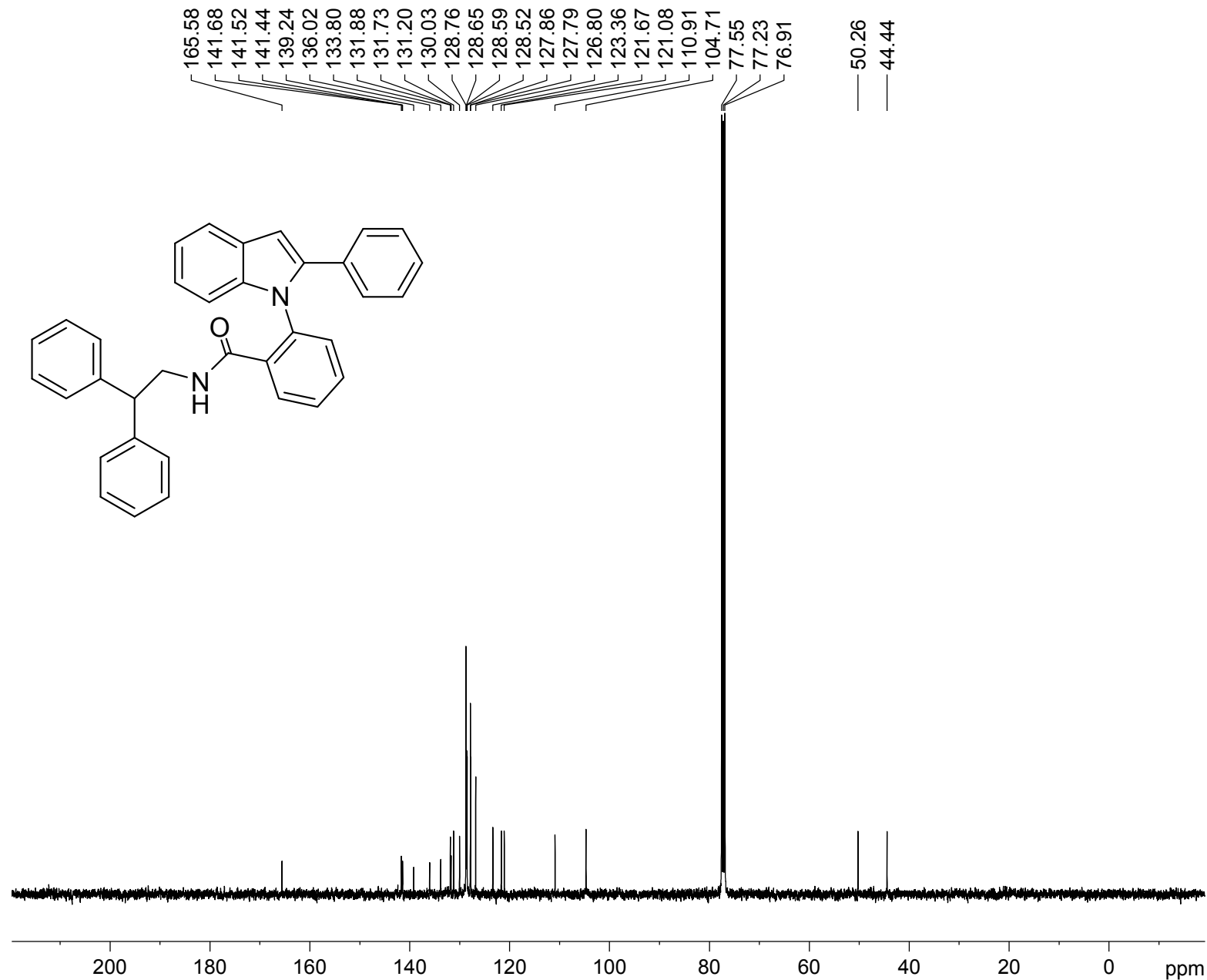
F2 - Acquisition Parameters
Date_ 20160209
Time 18.42
INSTRUM spect
PROBHD 5 mm PABBO BB/
PULPROG zg30
TD 32768
SOLVENT CDCl3
NS 32
DS 0
SWH 7211.539 Hz
FIDRES 0.220079 Hz
AQ 2.2719147 sec
RG 113.31
DW 69.333 usec
DE 10.50 usec
TE 297.1 K
D1 2.00000000 sec
TD0 1

==== CHANNEL f1 =====
SFO1 400.1324008 MHz
NUC1 1H
P1 12.90 usec
PLW1 15.00000000 W

F2 - Processing parameters
SI 16384
SF 400.1300138 MHz
WDW EM
SSB 0
LB 0 Hz
GB 0
PC 1.00



N-(2,2-diphenylethyl)-2-(2-phenyl-1H-indol-1-yl)benzamide (8f)



Current Data Parameters

NAME spiro1
EXPNO 169
PROCNO 1

F2 - Acquisition Parameters

Date_ 20160209
Time 18.46
INSTRUM spect
PROBHD 5 mm PABBO BB/
PULPROG zgpg30
TD 32768
SOLVENT CDCl3
NS 340
DS 0
SWH 24038.461 Hz
FIDRES 0.733596 Hz
AQ 0.6815744 sec
RG 198.09
DW 20.800 usec
DE 6.50 usec
TE 297.5 K
D1 2.00000000 sec
D11 0.03000000 sec
TD0 1

==== CHANNEL f1 =====

SFO1 100.6228298 MHz
NUC1 13C
P1 10.00 usec
PLW1 47.50000000 W

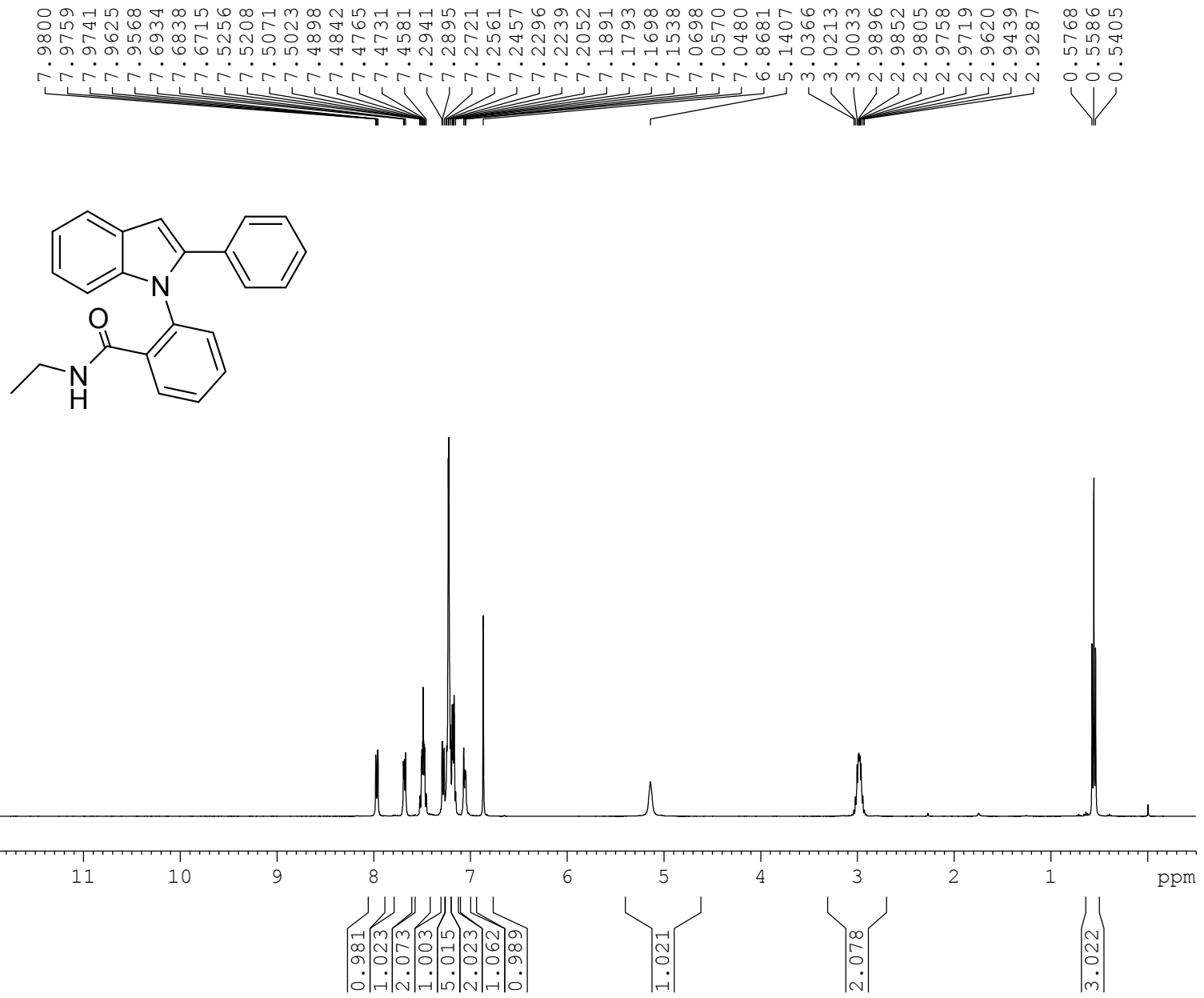
==== CHANNEL f2 =====

SFO2 400.1316005 MHz
NUC2 1H
CPDPRG[2] waltz16
PCPD2 90.00 usec
PLW2 15.00000000 W
PLW12 0.33750001 W
PLW13 0.27338001 W

F2 - Processing parameters

SI 32768
SF 100.6127487 MHz
WDW EM
SSB 0
LB 2.00 Hz
GB 0
PC 1.00

N-ethyl-2-(2-phenyl-1H-indol-1-yl)benzamide (8g)



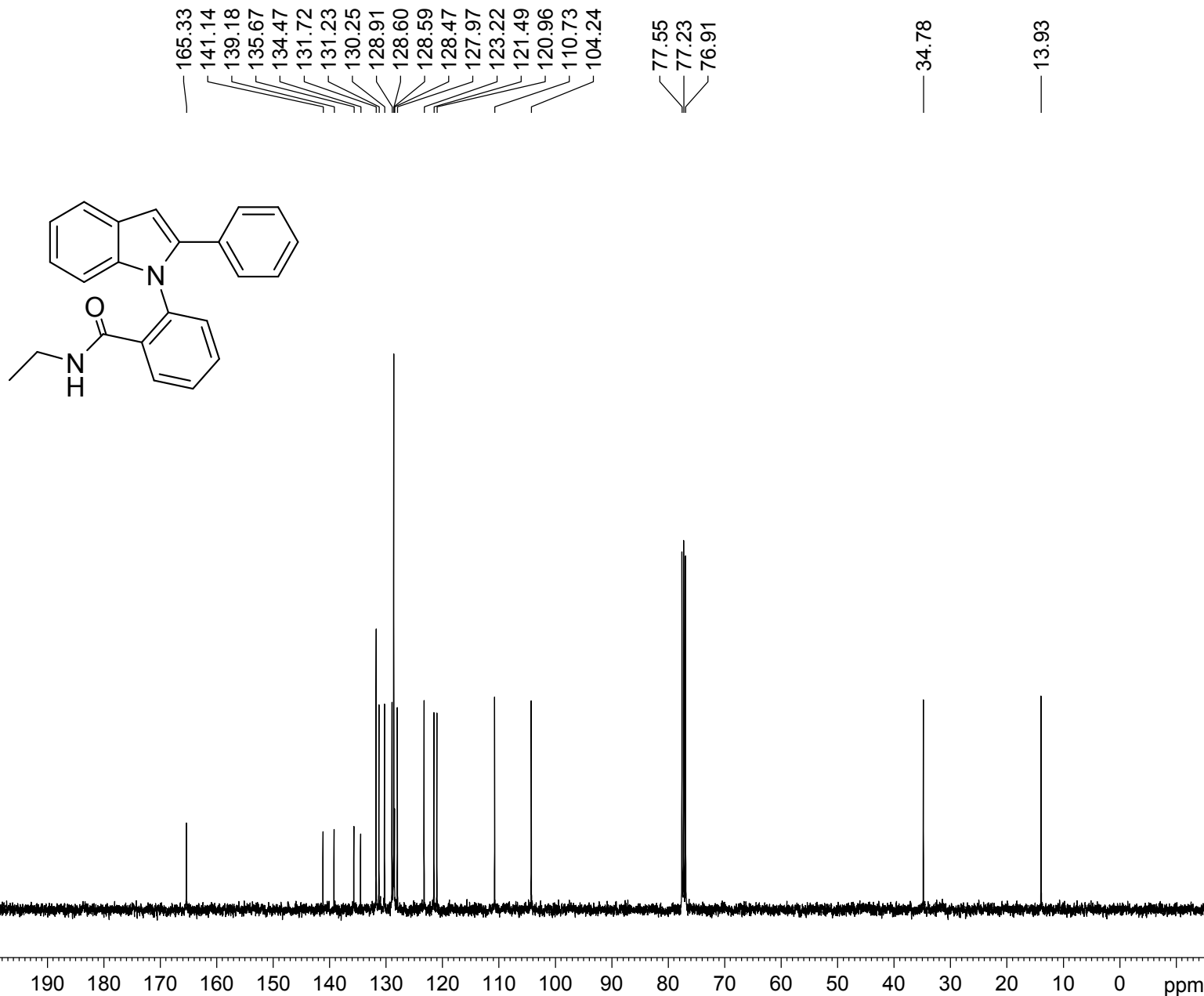
Current Data Parameters
 NAME spiro1
 EXPNO 170
 PROCNO 1

F2 - Acquisition Parameters
 Date_ 20160209
 Time 19.05
 INSTRUM spect
 PROBHD 5 mm PABBO BB/
 PULPROG zg30
 TD 32768
 SOLVENT CDCl3
 NS 32
 DS 0
 SWH 7211.539 Hz
 FIDRES 0.220079 Hz
 AQ 2.2719147 sec
 RG 45.15
 DW 69.333 usec
 DE 10.50 usec
 TE 297.2 K
 D1 2.00000000 sec
 TD0 1

==== CHANNEL f1 =====
 SFO1 400.1324008 MHz
 NUC1 1H
 P1 12.90 usec
 PLW1 15.00000000 W

F2 - Processing parameters
 SI 16384
 SF 400.1300212 MHz
 WDW EM
 SSB 0
 LB 0 Hz
 GB 0
 PC 1.00

N-ethyl-2-(2-phenyl-1H-indol-1-yl)benzamide (8g)



Current Data Parameters

NAME spiro1
 EXPNO 171
 PROCNO 1

F2 - Acquisition Parameters

Date_ 20160209
 Time 19.09
 INSTRUM spect
 PROBHD 5 mm PABBO BB/
 PULPROG zgpg30
 TD 32768
 SOLVENT CDCl3
 NS 44
 DS 0
 SWH 24038.461 Hz
 FIDRES 0.733596 Hz
 AQ 0.6815744 sec
 RG 198.09
 DW 20.800 usec
 DE 6.50 usec
 TE 297.4 K
 D1 2.00000000 sec
 D11 0.03000000 sec
 TD0 1

==== CHANNEL f1 =====

SFO1 100.6228298 MHz
 NUC1 13C
 P1 10.00 usec
 PLW1 47.50000000 W

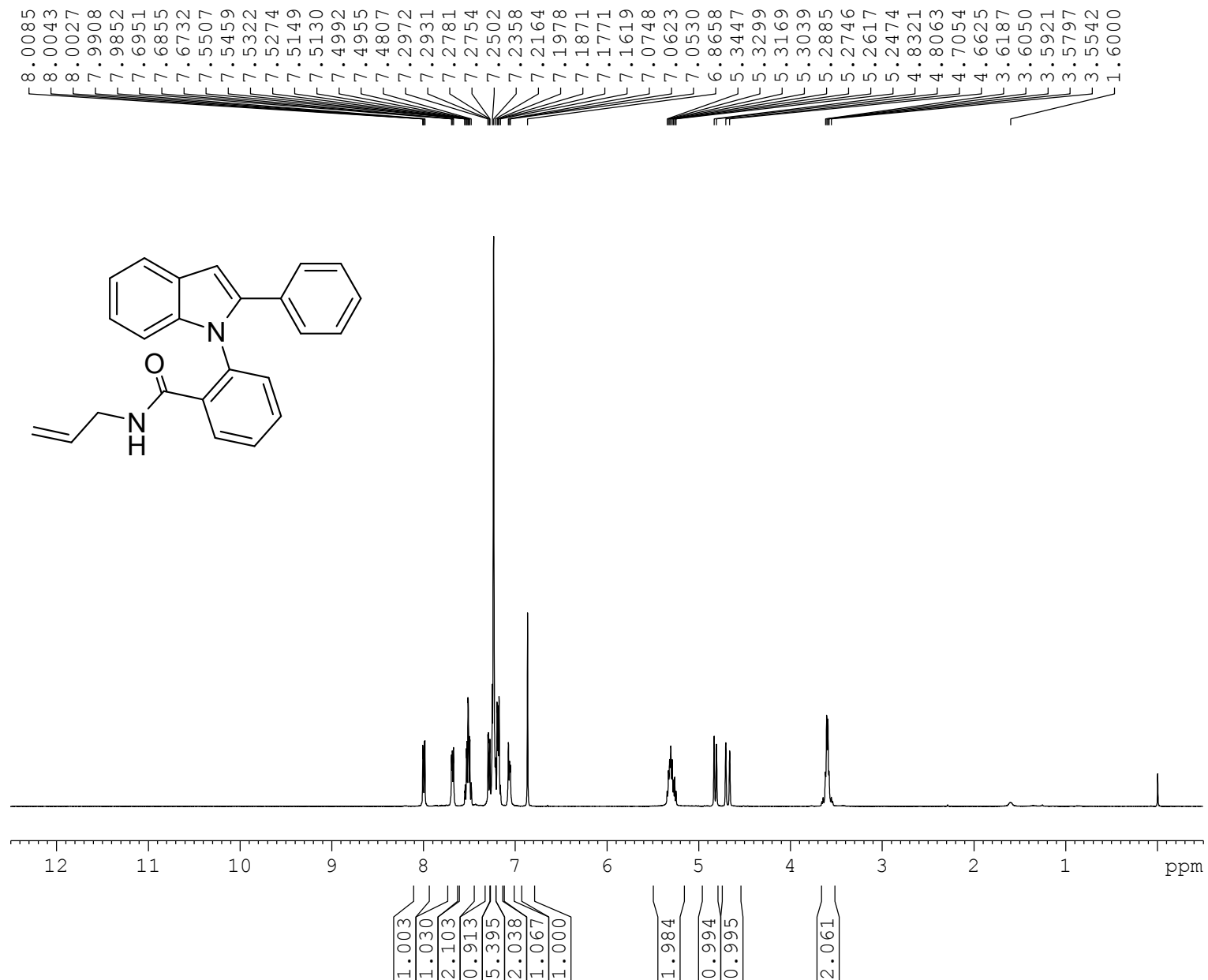
==== CHANNEL f2 =====

SFO2 400.1316005 MHz
 NUC2 1H
 CPDPRG[2] waltz16
 PCPD2 90.00 usec
 PLW2 15.00000000 W
 PLW12 0.33750001 W
 PLW13 0.27338001 W

F2 - Processing parameters

SI 32768
 SF 100.6127571 MHz
 WDW EM
 SSB 0
 LB 2.00 Hz
 GB 0
 PC 1.00

N-allyl-2-(2-phenyl-1H-indol-1-yl)benzamide (8h)



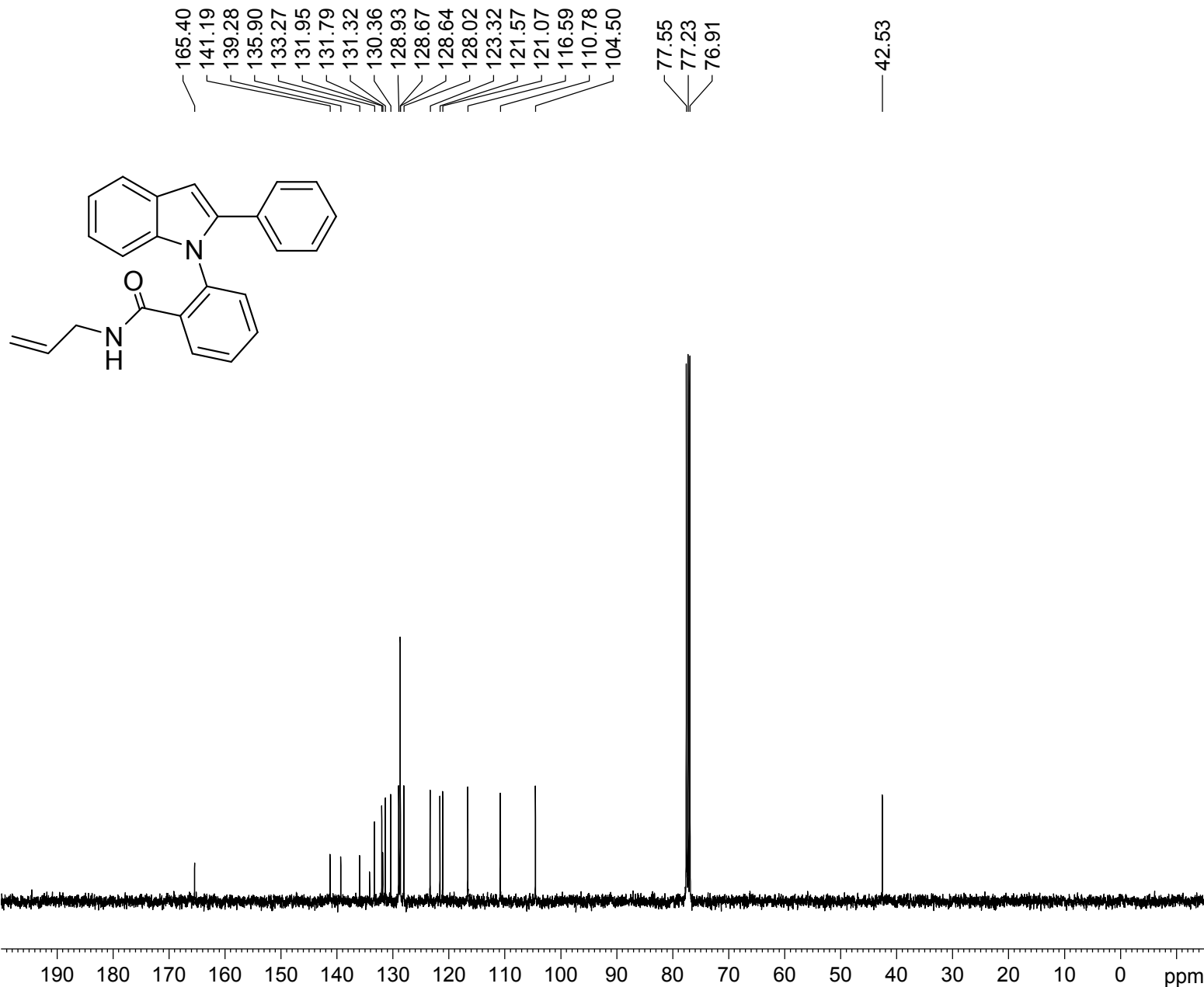
Current Data Parameters
 NAME spiro1
 EXPNO 178
 PROCNO 1

F2 - Acquisition Parameters
 Date_ 20160209
 Time 19.53
 INSTRUM spect
 PROBHD 5 mm PABBO BB/
 PULPROG zg30
 TD 32768
 SOLVENT CDCl3
 NS 32
 DS 0
 SWH 7211.539 Hz
 FIDRES 0.220079 Hz
 AQ 2.2719147 sec
 RG 89.08
 DW 69.333 usec
 DE 10.50 usec
 TE 297.0 K
 D1 2.00000000 sec
 TD0 1

===== CHANNEL f1 =====
 SFO1 400.1324008 MHz
 NUC1 1H
 P1 12.90 usec
 PLW1 15.00000000 W

F2 - Processing parameters
 SI 16384
 SF 400.1300138 MHz
 WDW EM
 SSB 0
 LB 0 Hz
 GB 0
 PC 1.00

N-allyl-2-(2-phenyl-1H-indol-1-yl)benzamide (8h)



Current Data Parameters

NAME spiro1
 EXPNO 179
 PROCNO 1

F2 - Acquisition Parameters

Date_ 20160209
 Time 19.55
 INSTRUM spect
 PROBHD 5 mm PABBO BB/
 PULPROG zgpg30
 TD 32768
 SOLVENT CDCl3
 NS 100
 DS 0
 SWH 24038.461 Hz
 FIDRES 0.733596 Hz
 AQ 0.6815744 sec
 RG 198.09
 DW 20.800 usec
 DE 6.50 usec
 TE 297.2 K
 D1 2.0000000 sec
 D11 0.0300000 sec
 TD0 1

==== CHANNEL f1 =====

SFO1 100.6228298 MHz
 NUC1 13C
 P1 10.00 usec
 PLW1 47.5000000 W

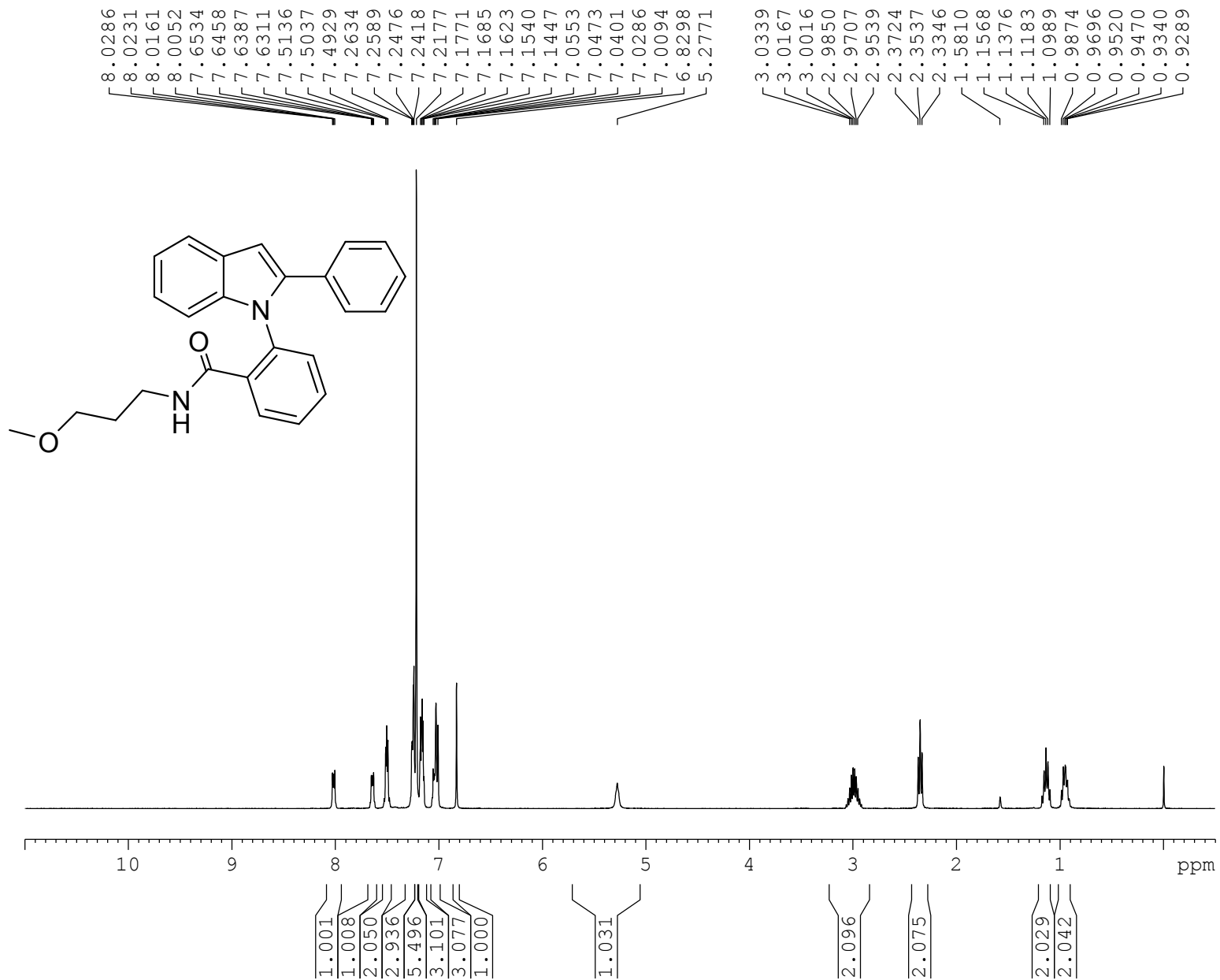
==== CHANNEL f2 =====

SFO2 400.1316005 MHz
 NUC2 1H
 CPDPRG[2] waltz16
 PCPD2 90.00 usec
 PLW2 15.0000000 W
 PLW12 0.33750001 W
 PLW13 0.27338001 W

F2 - Processing parameters

SI 32768
 SF 100.6127504 MHz
 WDW EM
 SSB 0
 LB 2.00 Hz
 GB 0
 PC 1.00

N-(3-methoxypropyl)-2-(2-phenyl-1H-indol-1-yl)benzamide (8i)



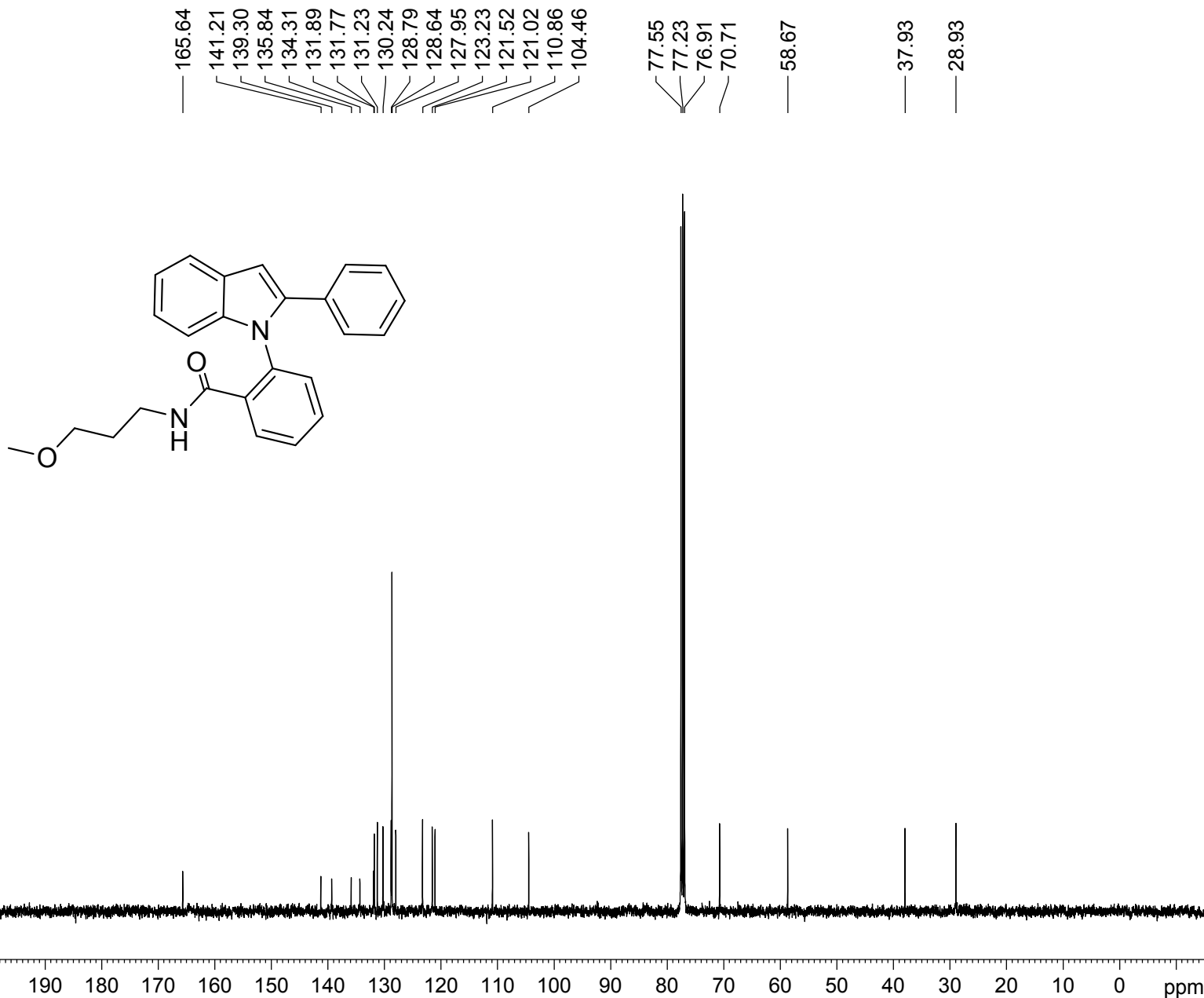
Current Data Parameters
 NAME spiro1
 EXPNO 184
 PROCNO 1

F2 - Acquisition Parameters
 Date_ 20160209
 Time 20.28
 INSTRUM spect
 PROBHD 5 mm PABBO BB/
 PULPROG zg30
 TD 32768
 SOLVENT CDCl3
 NS 32
 DS 0
 SWH 7211.539 Hz
 FIDRES 0.220079 Hz
 AQ 2.2719147 sec
 RG 89.08
 DW 69.333 usec
 DE 10.50 usec
 TE 297.1 K
 D1 2.00000000 sec
 TD0 1

===== CHANNEL f1 =====
 SFO1 400.1324008 MHz
 NUC1 1H
 P1 12.90 usec
 PLW1 15.00000000 W

F2 - Processing parameters
 SI 16384
 SF 400.1300147 MHz
 WDW EM
 SSB 0
 LB 0 Hz
 GB 0
 PC 1.00

N-(3-methoxypropyl)-2-(2-phenyl-1H-indol-1-yl)benzamide (8i)



Current Data Parameters

NAME spiro1
 EXPNO 186
 PROCNO 1

F2 - Acquisition Parameters

Date_ 20160209
 Time 20.43
 INSTRUM spect
 PROBHD 5 mm PABBO BB/
 PULPROG zgpg30
 TD 32768
 SOLVENT CDCl3
 NS 173
 DS 0
 SWH 24038.461 Hz
 FIDRES 0.733596 Hz
 AQ 0.6815744 sec
 RG 198.09
 DW 20.800 usec
 DE 6.50 usec
 TE 298.1 K
 D1 2.00000000 sec
 D11 0.03000000 sec
 TD0 1

==== CHANNEL f1 =====

SFO1 100.6228298 MHz
 NUC1 13C
 P1 10.00 usec
 PLW1 47.50000000 W

==== CHANNEL f2 =====

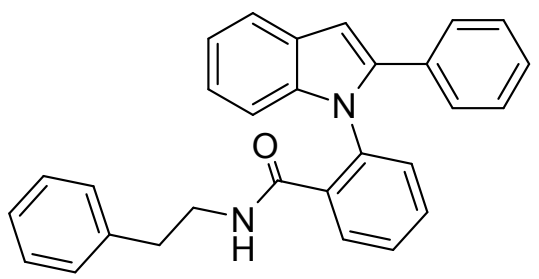
SFO2 400.1316005 MHz
 NUC2 1H
 CPDPRG[2] waltz16
 PCPD2 90.00 usec
 PLW2 15.00000000 W
 PLW12 0.33750001 W
 PLW13 0.27338001 W

F2 - Processing parameters

SI 32768
 SF 100.6127490 MHz
 WDW EM
 SSB 0
 LB 2.00 Hz
 GB 0
 PC 1.00

N-phenethyl-2-(2-phenyl-1H-indol-1-yl)benzamide (8j)

7.9420
7.9288
7.9234
7.7191
7.7137
7.7035
7.6968
7.5084
7.5033
7.4912
7.4859
7.4731
7.4689
7.2692
7.2646
7.2536
7.2466
7.2392
7.2314
7.2241
7.2149
7.2090
7.2028
7.1949
7.1915
7.1825
7.1783
7.1741
7.1695
7.1047
7.0998
7.0917
7.0871
7.0808
7.0758
7.0638
6.8570
6.7999
6.7926
6.7812
6.7766
3.2486
3.2443
3.2395
3.2352
3.2301
3.2258
3.2213
2.2775
2.2593
2.2412
1.5620

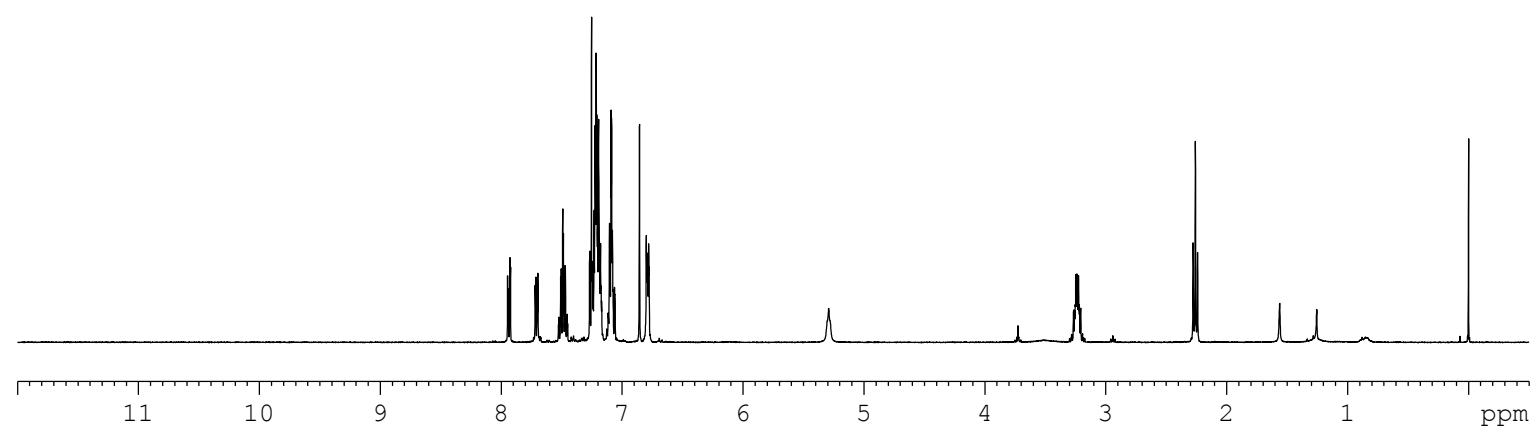


Current Data Parameters
NAME Bharat
EXPNO 187
PROCNO 1

F2 - Acquisition Parameters
Date_ 20160202
Time 13.47
INSTRUM spect
PROBHD 5 mm BBO BB-1H
PULPROG zg30
TD 32768
SOLVENT CDCl3
NS 32
DS 0
SWH 7246.377 Hz
FIDRES 0.221142 Hz
AQ 2.2609921 sec
RG 228.1
DW 69.000 usec
DE 6.50 usec
TE 297.4 K
D1 2.00000000 sec
TD0 1

===== CHANNEL f1 =====
NUC1 1H
P1 14.40 usec
PL1 1.80 dB
SFO1 400.1324008 MHz

F2 - Processing parameters
SI 16384
SF 400.1300118 MHz
WDW EM
SSB 0
LB 0 Hz
GB 0
PC 1.00



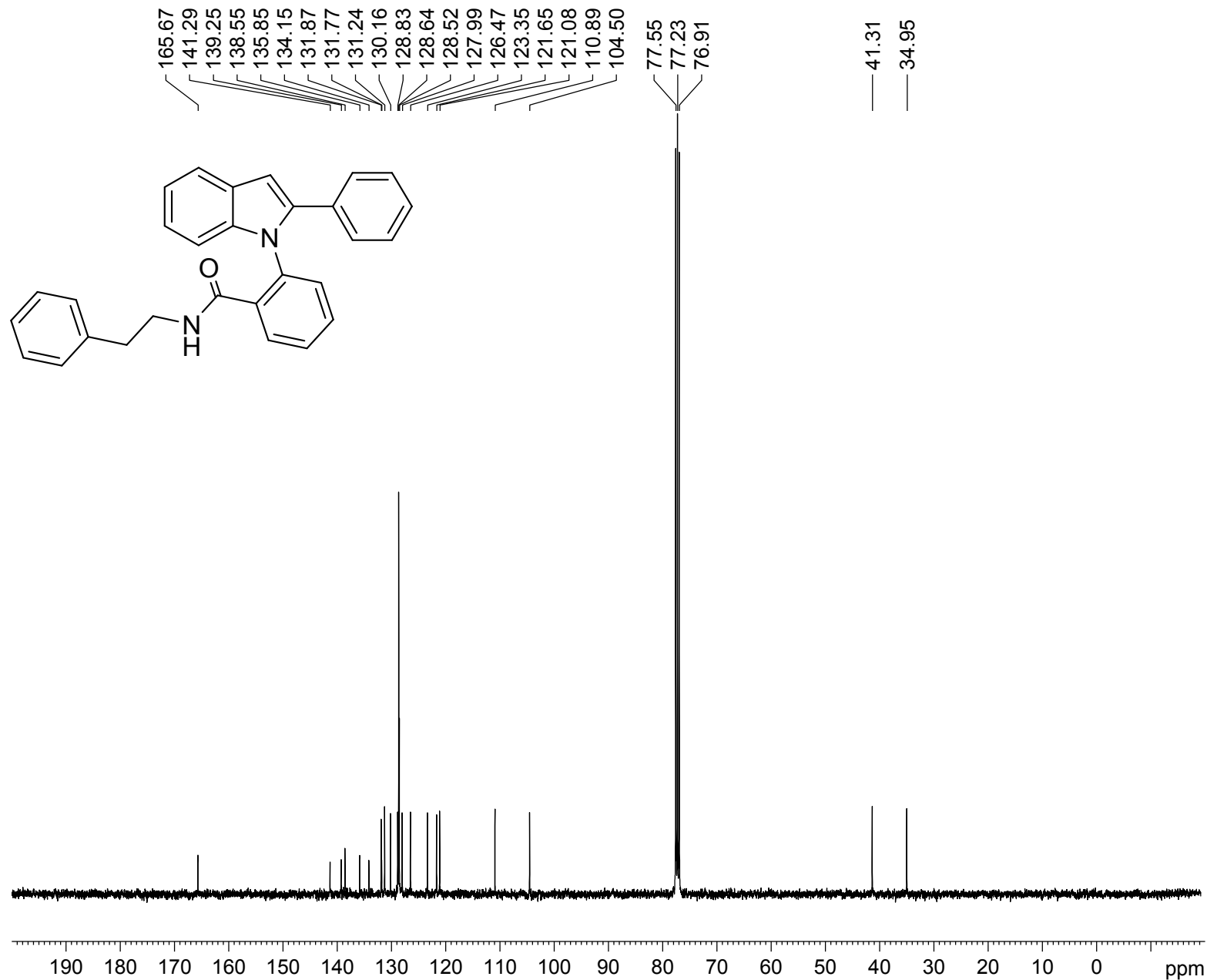
0.972
1.046
2.082
1.623
7.001
3.951
1.000
1.978

0.982

2.065

2.029

N-phenethyl-2-(2-phenyl-1H-indol-1-yl)benzamide (8j)



Current Data Parameters

NAME spiro1
 EXPNO 165
 PROCNO 1

F2 - Acquisition Parameters

Date_ 20160209
 Time 17.47
 INSTRUM spect
 PROBHD 5 mm PABBO BB/
 PULPROG zgpg30
 TD 32768
 SOLVENT CDCl3
 NS 453
 DS 0
 SWH 24038.461 Hz
 FIDRES 0.733596 Hz
 AQ 0.6815744 sec
 RG 198.09
 DW 20.800 usec
 DE 6.50 usec
 TE 297.6 K
 D1 2.00000000 sec
 D11 0.03000000 sec
 TD0 1

==== CHANNEL f1 =====

SFO1 100.6228298 MHz
 NUC1 13C
 P1 10.00 usec
 PLW1 47.50000000 W

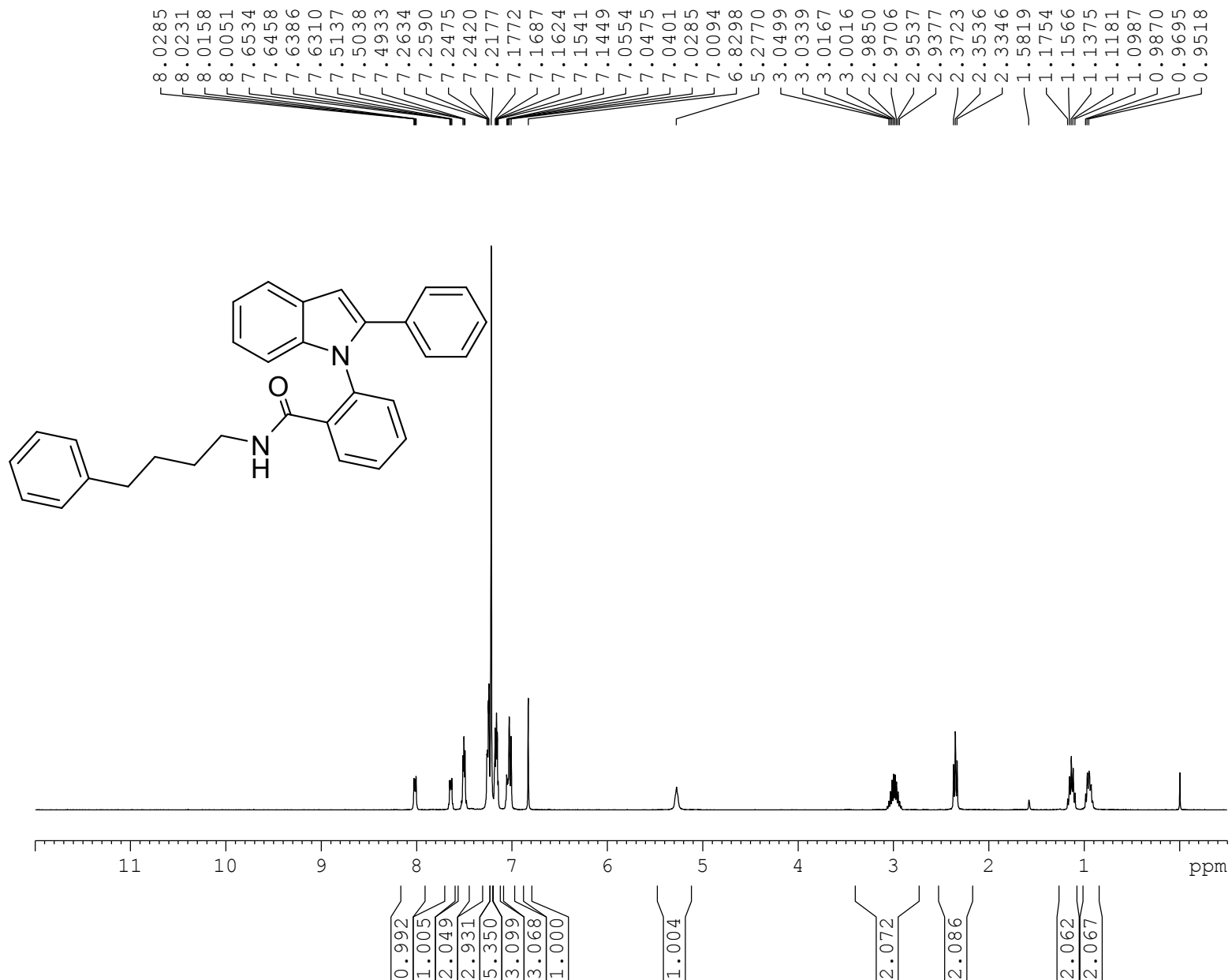
==== CHANNEL f2 =====

SFO2 400.1316005 MHz
 NUC2 1H
 CPDPRG[2] waltz16
 PCPD2 90.00 usec
 PLW2 15.00000000 W
 PLW12 0.33750001 W
 PLW13 0.27338001 W

F2 - Processing parameters

SI 32768
 SF 100.6127490 MHz
 WDW EM
 SSB 0
 LB 2.00 Hz
 GB 0
 PC 1.00

2-(2-phenyl-1H-indol-1-yl)-N-(4-phenylbutyl)benzamide (8k)



Current Data Parameters
 NAME spiro1
 EXPNO 182
 PROCNO 1

F2 - Acquisition Parameters
 Date_ 20160209
 Time 20.14
 INSTRUM spect
 PROBHD 5 mm PABBO BB/
 PULPROG zg30
 TD 32768
 SOLVENT CDCl3
 NS 32
 DS 0
 SWH 7211.539 Hz
 FIDRES 0.220079 Hz
 AQ 2.2719147 sec
 RG 99.72
 DW 69.333 usec
 DE 10.50 usec
 TE 297.0 K
 D1 2.0000000 sec
 D10 1

===== CHANNEL f1 =====
 SFO1 400.1324008 MHz
 NUC1 1H
 P1 12.90 usec
 PLW1 15.00000000 W

F2 - Processing parameters
 SI 16384
 SF 400.1300147 MHz
 WDW EM
 SSB 0
 LB 0 Hz
 GB 0
 PC 1.00

2-(2-phenyl-1H-indol-1-yl)-N-(4-phenylbutyl)benzamide (8k)

165.40
142.16
141.19
139.26
135.74
134.31
131.87
131.71
131.44
130.33
129.00
128.67
128.59
128.56
128.41
128.04
125.91
123.35
121.65
121.06
110.78
104.42
77.55
77.23
76.91

39.88
35.52
28.51
28.27

Current Data Parameters

NAME spiro1
EXPNO 183
PROCNO 1

F2 - Acquisition Parameters

Date_ 20160209
Time 20.18
INSTRUM spect
PROBHD 5 mm PABBO BB/
PULPROG zgpg30
TD 32768
SOLVENT CDCI3
NS 179
DS 0
SWH 24038.461 Hz
FIDRES 0.733596 Hz
AQ 0.6815744 sec
RG 198.09
DW 20.800 usec
DE 6.50 usec
TE 297.6 K
D1 2.00000000 sec
D11 0.03000000 sec
TD0 1

==== CHANNEL f1 =====

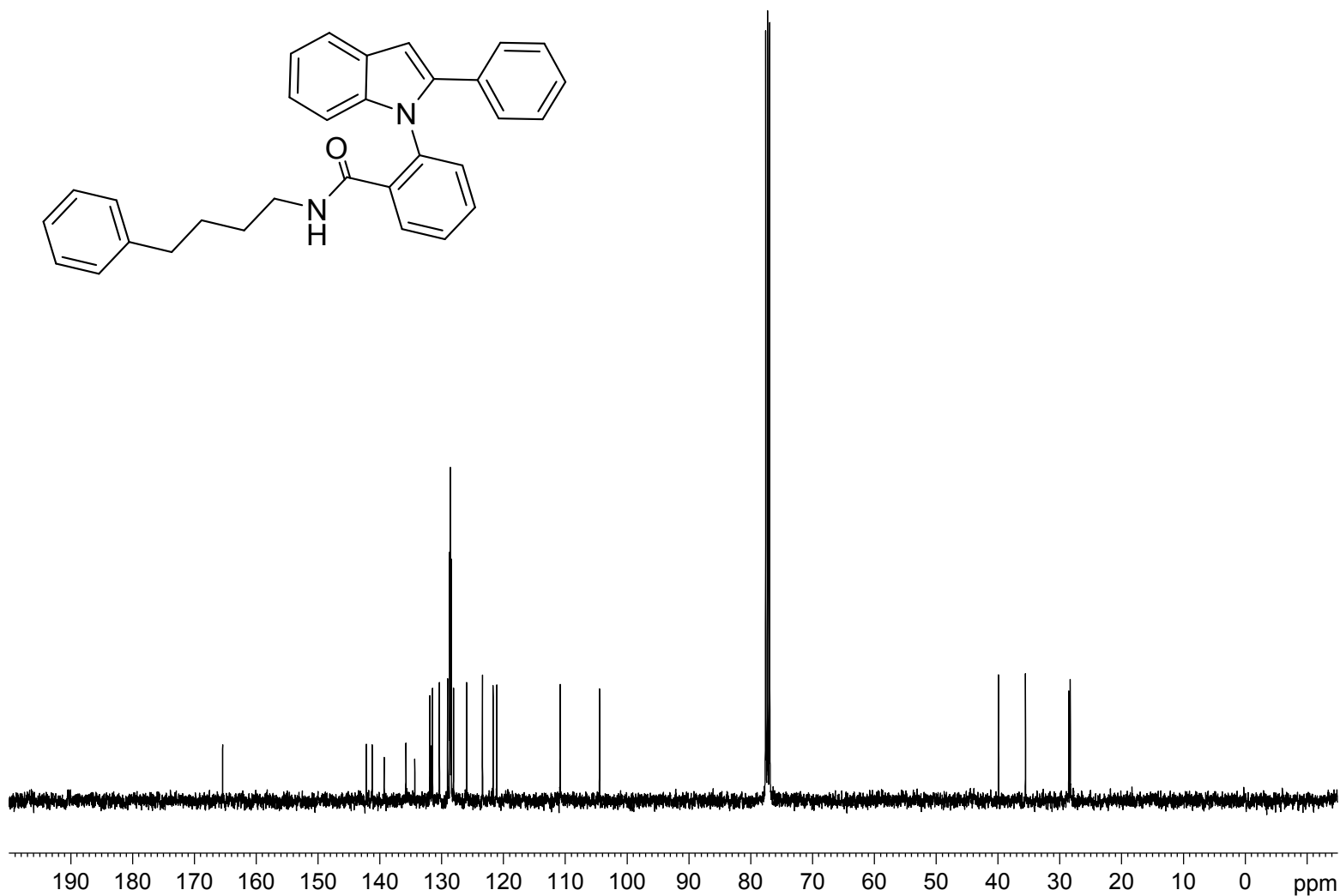
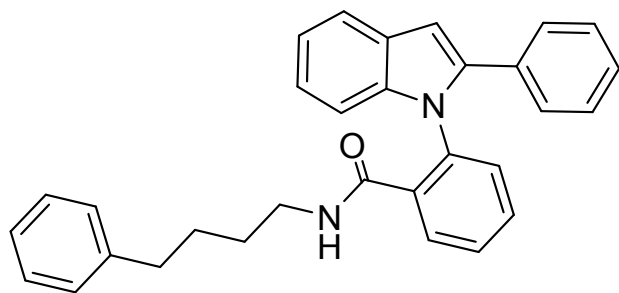
SFO1 100.6228298 MHz
NUC1 13C
P1 10.00 usec
PLW1 47.50000000 W

==== CHANNEL f2 =====

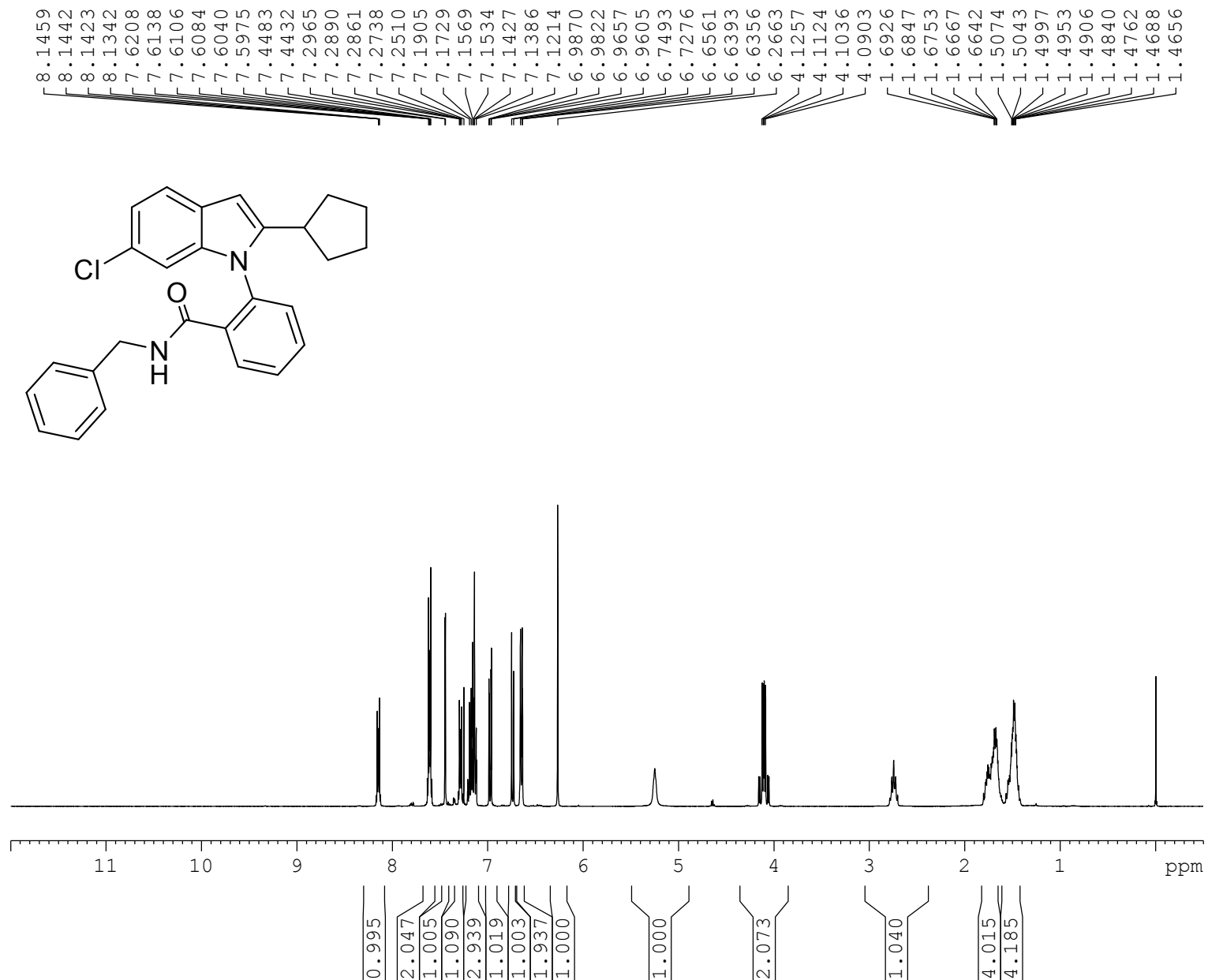
SFO2 400.1316005 MHz
NUC2 1H
CPDPRG[2] waltz16
PCPD2 90.00 usec
PLW2 15.00000000 W
PLW12 0.33750001 W
PLW13 0.27338001 W

F2 - Processing parameters

SI 32768
SF 100.6127498 MHz
WDW EM
SSB 0
LB 2.00 Hz
GB 0
PC 1.00



N-benzyl-2-(6-chloro-2-cyclopentyl-1H-indol-1-yl)benzamide (81)



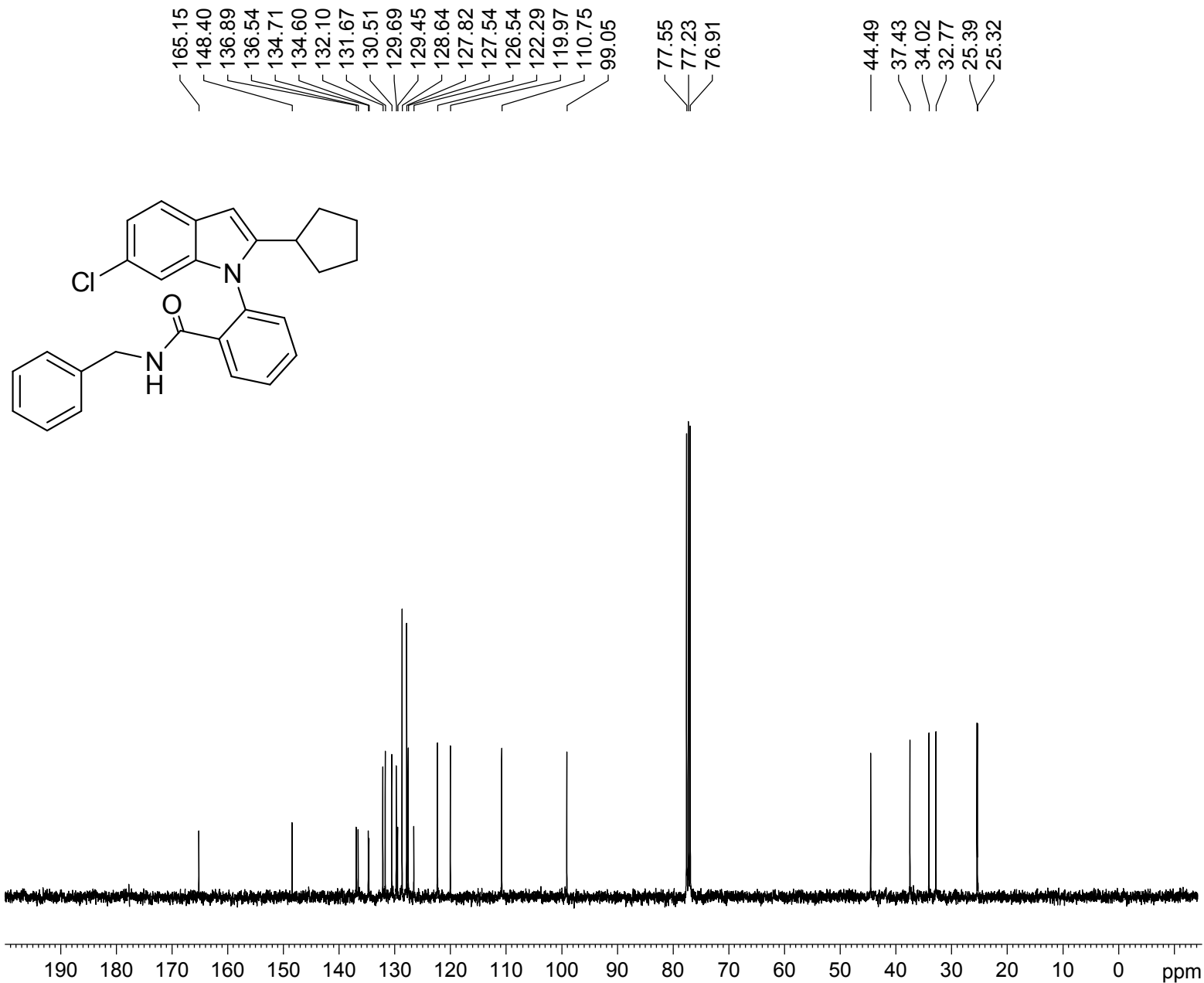
Current Data Parameters
 NAME project 1
 EXPNO 135
 PROCNO 1

F2 - Acquisition Parameters
 Date_ 20151122
 Time 6.07
 INSTRUM spect
 PROBHD 5 mm PABBO BB/
 PULPROG zg30
 TD 32768
 SOLVENT CDCl3
 NS 32
 DS 0
 SWH 7211.539 Hz
 FIDRES 0.220079 Hz
 AQ 2.2719147 sec
 RG 63.58
 DW 69.333 usec
 DE 10.50 usec
 TE 297.7 K
 D1 2.00000000 sec
 TD0 1

===== CHANNEL f1 =====
 SFO1 400.1324008 MHz
 NUC1 1H
 P1 12.90 usec
 PLW1 15.00000000 W

F2 - Processing parameters
 SI 16384
 SF 400.1300134 MHz
 WDW EM
 SSB 0
 LB 0 Hz
 GB 0
 PC 1.00

N-benzyl-2-(6-chloro-2-cyclopentyl-1H-indol-1-yl)benzamide (81)



Current Data Parameters

NAME project 1
EXPNO 136
PROCNO 1

F2 - Acquisition Parameters

Date_ 20151122
Time 6.13
INSTRUM spect
PROBHD 5 mm PABBO BB/
PULPROG zgpg30
TD 32768
SOLVENT CDCI3
NS 85
DS 0
SWH 24038.461 Hz
FIDRES 0.733596 Hz
AQ 0.6815744 sec
RG 198.09
DW 20.800 usec
DE 6.50 usec
TE 298.4 K
D1 2.00000000 sec
D11 0.03000000 sec
TD0 1

===== CHANNEL f1 =====

SFO1 100.6233319 MHz
NUC1 13C
P1 10.00 usec
PLW1 47.50000000 W

===== CHANNEL f2 =====

SFO2 400.1316005 MHz
NUC2 1H
CPDPRG[2] waltz16
PCPD2 90.00 usec
PLW2 15.00000000 W
PLW12 0.33750001 W
PLW13 0.27338001 W

F2 - Processing parameters

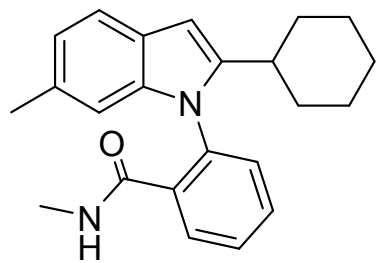
SI 32768
SF 100.6127516 MHz
WDW EM
SSB 0
LB 2.00 Hz
GB 0
PC 1.00

2-(2-cyclohexyl-6-methyl-1H-indol-1-yl)-N-methylbenzamide (8m)

8.1933
8.1887
8.1755
8.1699
7.6318
7.6271
7.6146
7.6089
7.5997
7.5959
7.4895
7.4695
7.3353
7.3306
7.3134
7.2593
6.9778
6.9579
6.6831
6.4109

4.9699

2.4617
2.4496
2.3612
1.8465
1.8145
1.7453
1.6388
1.6106
1.5786
1.5557
1.5316
1.5239
1.5009
1.4930
1.2698
1.2631
1.2400
1.2123
1.1892
1.1591
1.1173

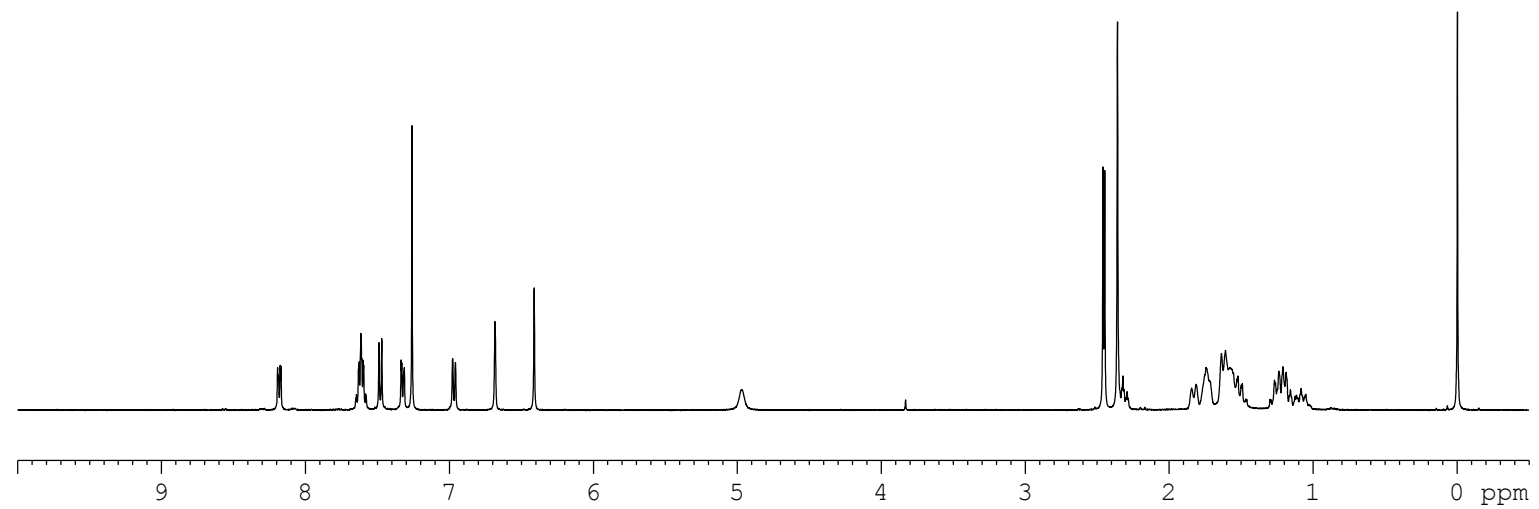


Current Data Parameters
NAME project 1
EXPNO 123
PROCNO 1

F2 - Acquisition Parameters
Date_ 20151121
Time 21.36
INSTRUM spect
PROBHD 5 mm PABBO BB/
PULPROG zg30
TD 32768
SOLVENT CDCl3
NS 32
DS 0
SWH 7211.539 Hz
FIDRES 0.220079 Hz
AQ 2.2719147 sec
RG 198.09
DW 69.333 usec
DE 10.50 usec
TE 298.2 K
D1 2.00000000 sec
TD0 1

===== CHANNEL f1 =====
SFO1 400.1324008 MHz
NUC1 1H
P1 12.90 usec
PLW1 15.00000000 W

F2 - Processing parameters
SI 16384
SF 400.1300103 MHz
WDW EM
SSB 0
LB 0 Hz
GB 0
PC 1.00



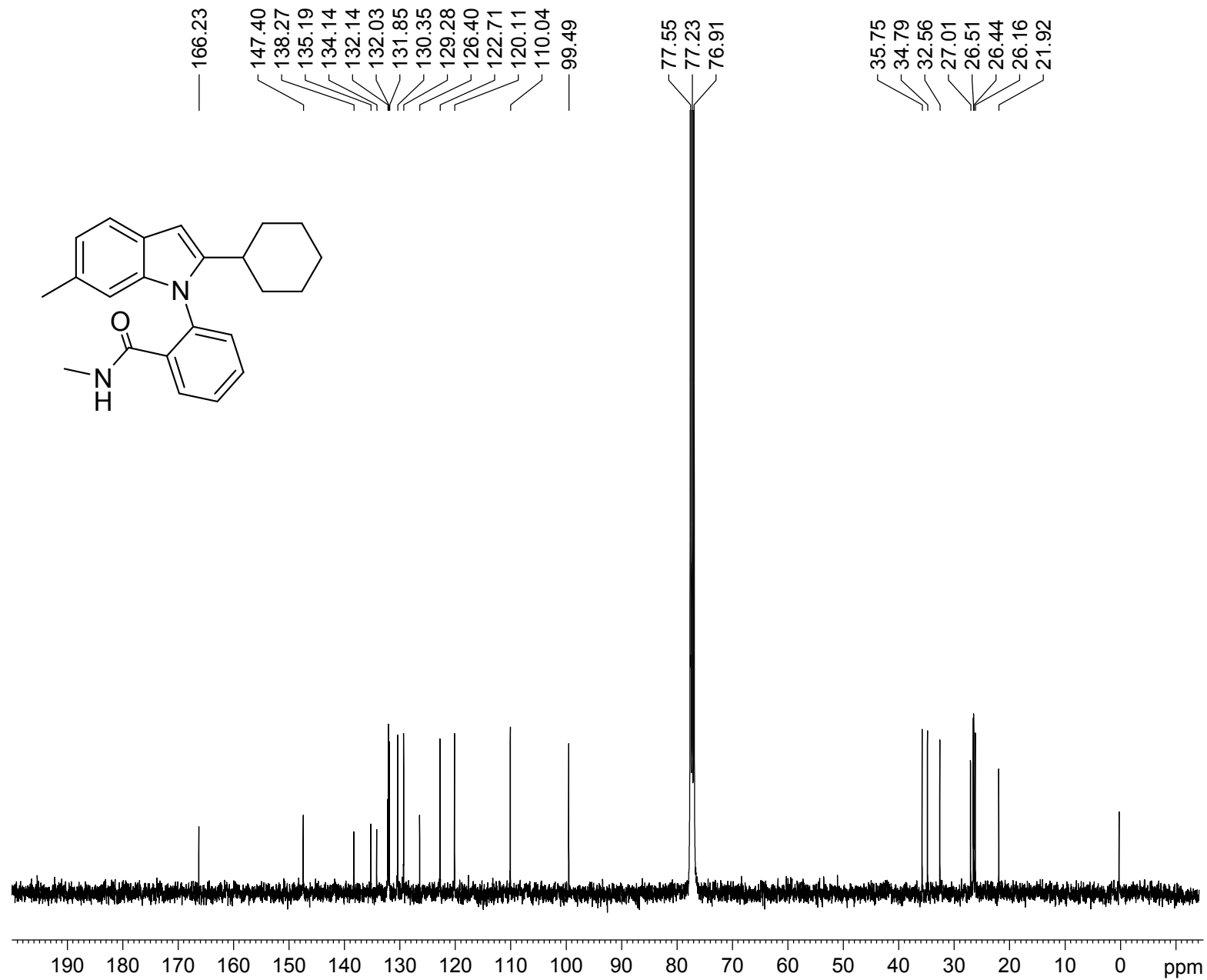
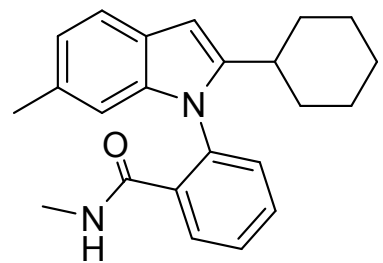
1.082
2.147
1.146
1.013
1.013
0.991
1.000
0.966
3.016
3.080
1.070
2.191
3.139
1.074
4.125

2-(2-cyclohexyl-6-methyl-1H-indol-1-yl)-N-methylbenzamide (8m)

166.23
 147.40
 138.27
 135.19
 134.14
 132.14
 132.03
 131.85
 130.35
 129.28
 126.40
 122.71
 120.11
 110.04
 99.49

77.55
 77.23
 76.91

35.75
 34.79
 32.56
 27.01
 26.51
 26.44
 26.16
 21.92



Current Data Parameters
 NAME project 1
 EXPNO 124
 PROCNO 1

F2 - Acquisition Parameters
 Date_ 20151121
 Time 21.39
 INSTRUM spect
 PROBHD 5 mm PABBO BB/
 PULPROG zgpg30
 TD 32768
 SOLVENT CDCl3
 NS 3878
 DS 0
 SWH 24038.461 Hz
 FIDRES 0.733596 Hz
 AQ 0.6815744 sec
 RG 198.09
 DW 20.800 usec
 DE 6.50 usec
 TE 298.1 K
 D1 2.0000000 sec
 D11 0.03000000 sec
 TD0 1

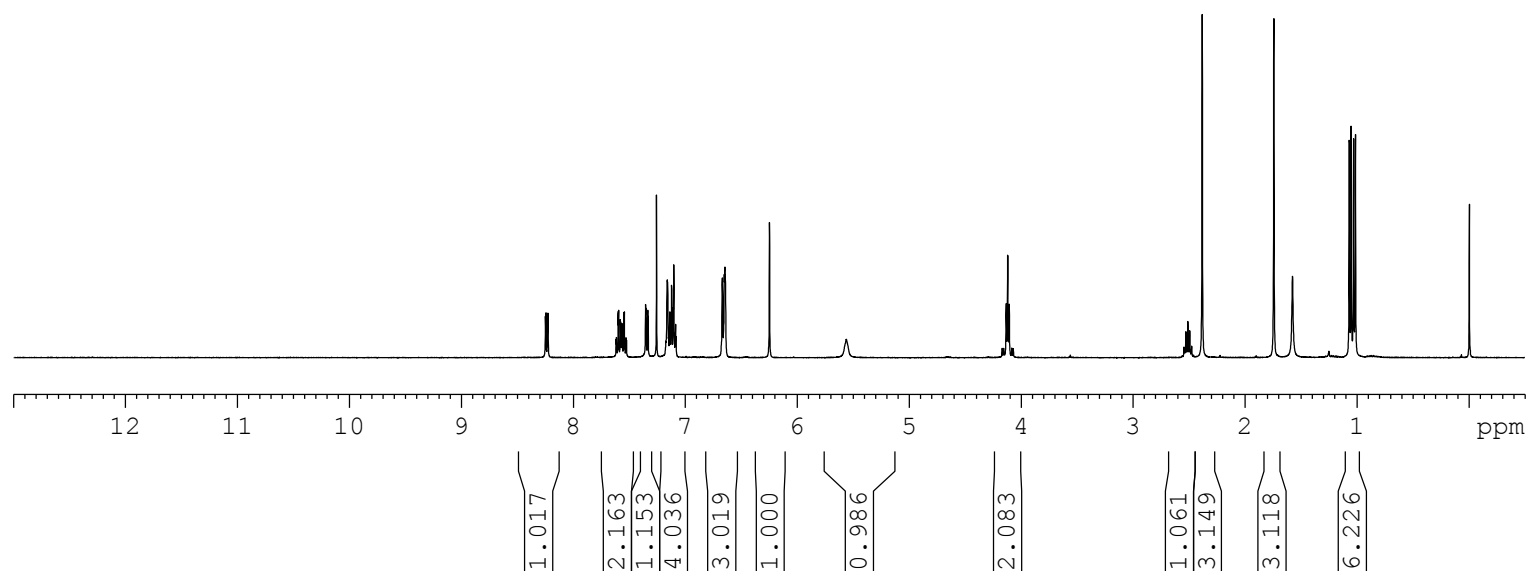
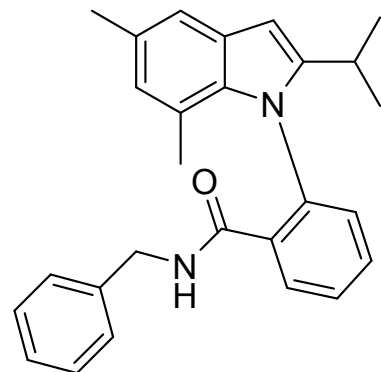
==== CHANNEL f1 =====
 SFO1 100.6233319 MHz
 NUC1 13C
 P1 10.00 usec
 PLW1 47.50000000 W

==== CHANNEL f2 =====
 SFO2 400.1316005 MHz
 NUC2 1H
 CPDPRG[2] waltz16
 PCPD2 90.00 usec
 PLW2 15.00000000 W
 PLW12 0.33750001 W
 PLW13 0.27338001 W

F2 - Processing parameters
 SI 32768
 SF 100.6127465 MHz
 WDW EM
 SSB 0
 LB 2.00 Hz
 GB 0
 PC 1.00

N-benzyl-2-(2-isopropyl-5,7-dimethyl-1H-indol-1-yl)benzamide (8n)

8.2445
8.2298
8.2254
7.6175
7.6142
7.5989
7.5954
7.5800
7.5763
7.5674
7.5625
7.5484
7.5439
7.5297
7.5253
7.3544
7.3512
7.3356
7.3322
7.2568
7.1737
7.1608
7.1498
7.1380
7.1347
7.1219
7.1070
7.1033
7.0903
7.0861
7.0821
6.6692
6.6515
6.6467
6.2511
5.5653
4.1363
4.1230
4.1095
4.0865
2.5481
2.5311
2.5141
2.4971
2.4800
2.3859
1.7462
1.5794
1.0726
1.0556
1.0342
1.0170



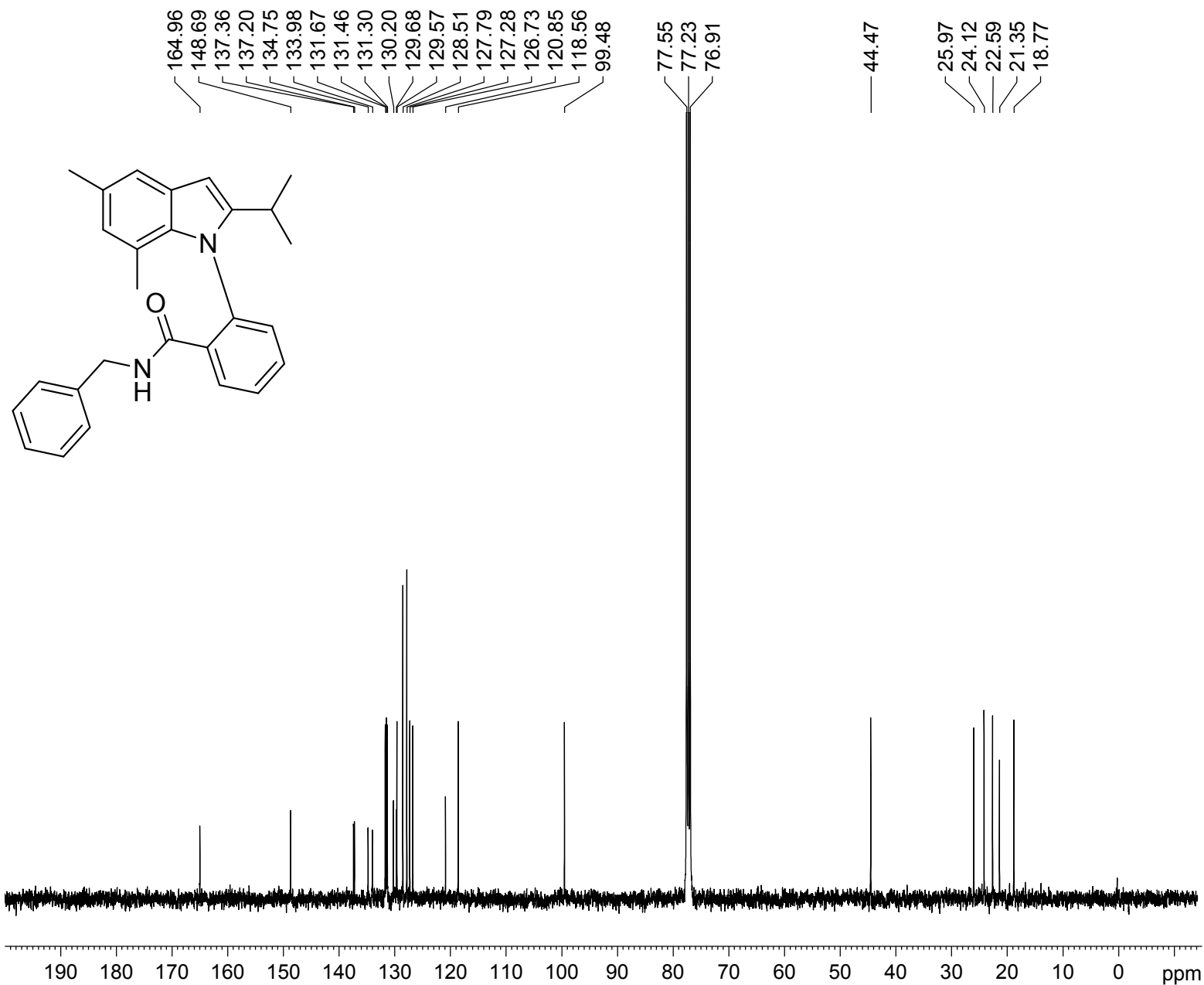
Current Data Parameters
NAME project 1
EXPNO 131
PROCNO 1

F2 - Acquisition Parameters
Date_ 20151122
Time 4.37
INSTRUM spect
PROBHD 5 mm PABBO BB/
PULPROG zg30
TD 32768
SOLVENT CDCl3
NS 32
DS 0
SWH 7211.539 Hz
FIDRES 0.220079 Hz
AQ 2.2719147 sec
RG 128.9
DW 69.333 usec
DE 10.50 usec
TE 298.0 K
D1 2.00000000 sec
TD0 1

===== CHANNEL f1 =====
SFO1 400.1324008 MHz
NUC1 1H
P1 12.90 usec
PLW1 15.00000000 W

F2 - Processing parameters
SI 16384
SF 400.1300112 MHz
WDW EM
SSB 0
LB 0 Hz
GB 0
PC 1.00

N-benzyl-2-(2-isopropyl-5,7-dimethyl-1H-indol-1-yl)benzamide (8n)



Current Data Parameters

NAME project 1
 EXPNO 132
 PROCNO 1

F2 - Acquisition Parameters

Date_ 20151122
 Time 4.42
 INSTRUM spect
 PROBHD 5 mm PABBO BB/
 PULPROG zgpg30
 TD 32768
 SOLVENT CDCl3
 NS 1470
 DS 0
 SWH 24038.461 Hz
 FIDRES 0.733596 Hz
 AQ 0.6815744 sec
 RG 198.09
 DW 20.800 usec
 DE 6.50 usec
 TE 297.9 K
 D1 2.00000000 sec
 D11 0.03000000 sec
 TD0 1

==== CHANNEL f1 =====

SFO1 100.6233319 MHz
 NUC1 13C
 P1 10.00 usec
 PLW1 47.50000000 W

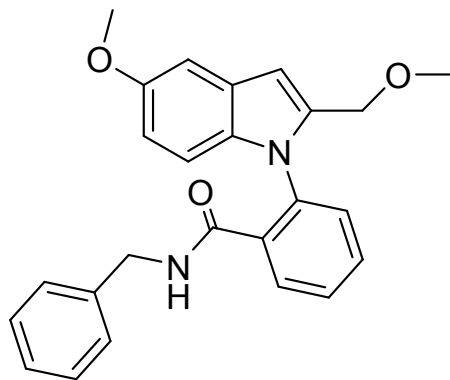
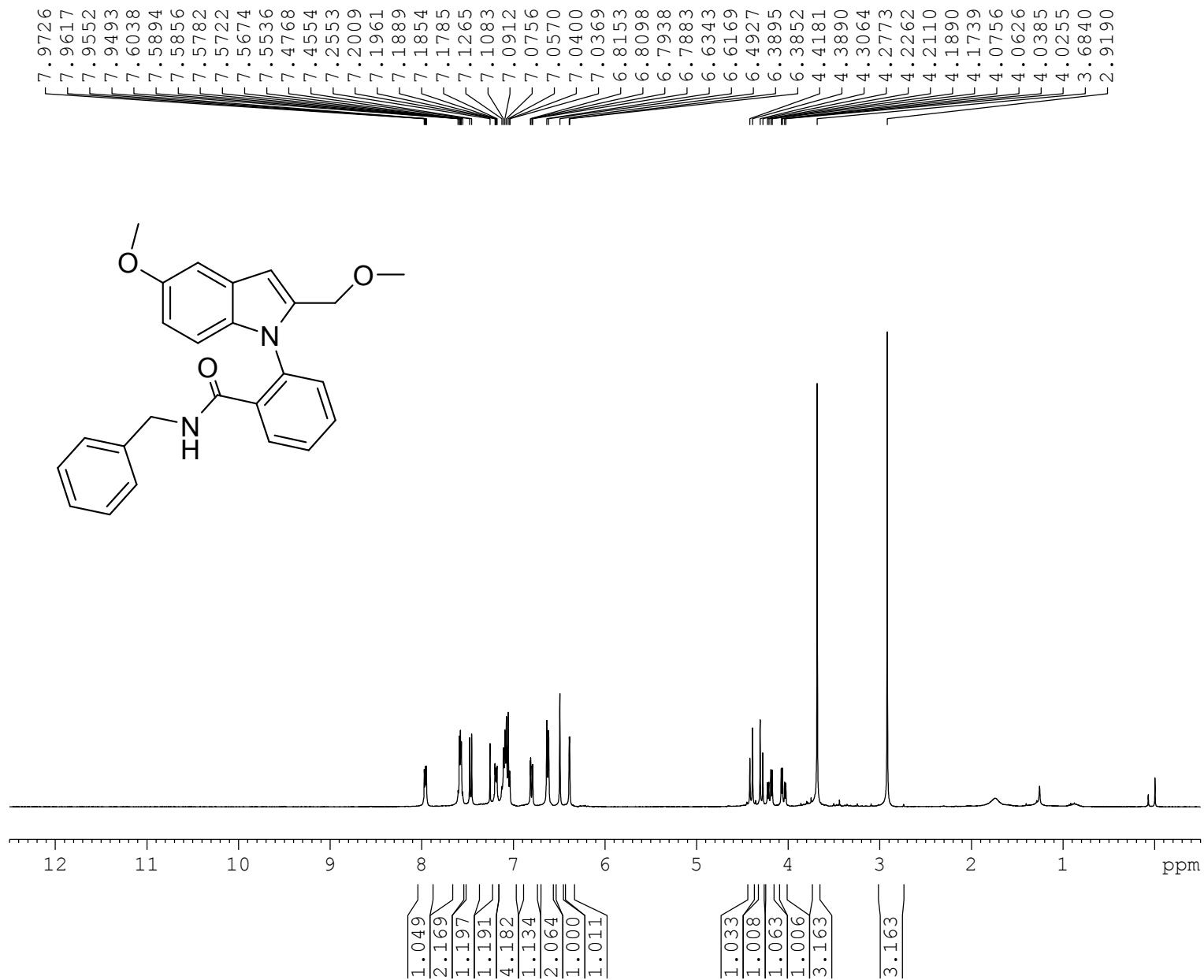
==== CHANNEL f2 =====

SFO2 400.1316005 MHz
 NUC2 1H
 CPDPRG[2] waltz16
 PCPD2 90.00 usec
 PLW2 15.00000000 W
 PLW12 0.33750001 W
 PLW13 0.27338001 W

F2 - Processing parameters

SI 32768
 SF 100.6127472 MHz
 WDW EM
 SSB 0
 LB 2.00 Hz
 GB 0
 PC 1.00

N-benzyl-2-(5-methoxy-2-(methoxymethyl)-1H-indol-1-yl)benzamide (8o)



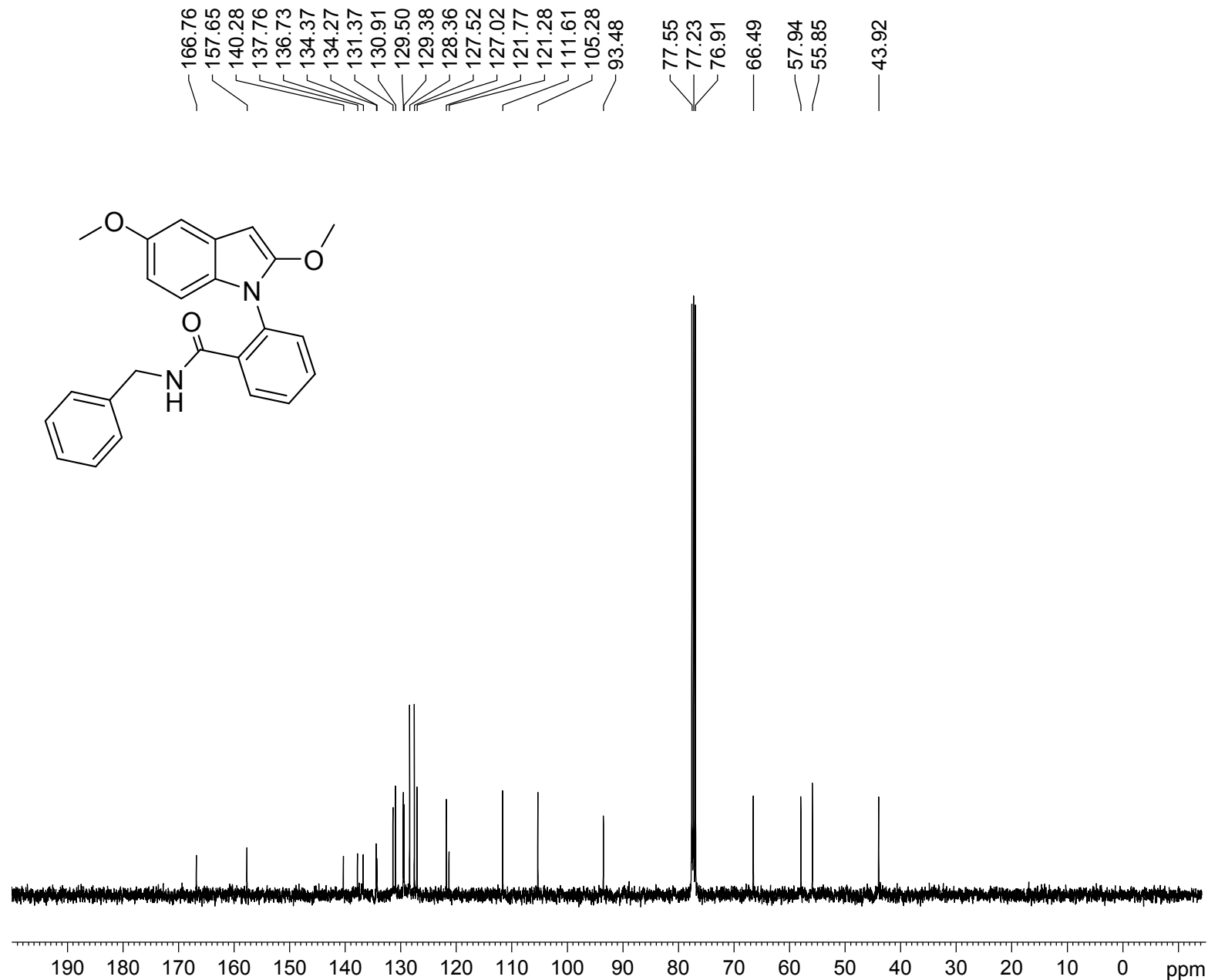
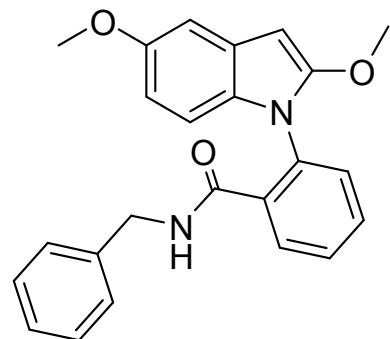
Current Data Parameters
NAME project 1
EXPNO 151
PROCNO 1

F2 - Acquisition Parameters
Date_ 20151230
Time 14.10
INSTRUM spect
PROBHD 5 mm PABBO BB/
PULPROG zg30
TD 32768
SOLVENT CDCl3
NS 32
DS 0
SWH 7211.539 Hz
FIDRES 0.220079 Hz
AQ 2.2719147 sec
RG 78.51
DW 69.333 usec
DE 10.50 usec
TE 298.0 K
D1 2.0000000 sec
TD0 1

===== CHANNEL f1 =====
SFO1 400.1324008 MHz
NUC1 1H
P1 12.90 usec
PLW1 15.00000000 W

F2 - Processing parameters
SI 16384
SF 400.1300120 MHz
WDW EM
SSB 0
LB 0 Hz
GB 0
PC 1.00

N-benzyl-2-(5-methoxy-2-(methoxymethyl)-1H-indol-1-yl)benzamide (8o)



Current Data Parameters

NAME project 1
EXPNO 152
PROCNO 1

F2 - Acquisition Parameters

Date_ 20151230
Time 14.16
INSTRUM spect
PROBHD 5 mm PABBO BB/
PULPROG zgpg30
TD 32768
SOLVENT CDCl3
NS 103
DS 0
SWH 24038.461 Hz
FIDRES 0.733596 Hz
AQ 0.6815744 sec
RG 198.09
DW 20.800 usec
DE 6.50 usec
TE 298.6 K
D1 2.00000000 sec
D11 0.03000000 sec
TD0 1

===== CHANNEL f1 =====

SFO1 100.6233319 MHz
NUC1 13C
P1 10.00 usec
PLW1 47.50000000 W

===== CHANNEL f2 =====

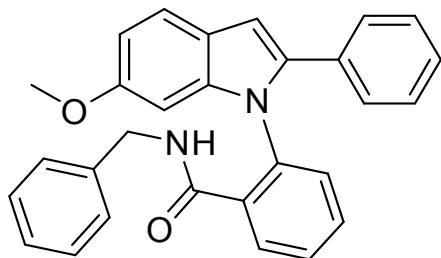
SFO2 400.1316005 MHz
NUC2 1H
CPDPRG[2] waltz16
PCPD2 90.00 usec
PLW2 15.00000000 W
PLW12 0.33750001 W
PLW13 0.27338001 W

F2 - Processing parameters

SI 32768
SF 100.6127501 MHz
WDW EM
SSB 0
LB 2.00 Hz
GB 0
PC 1.00

N-benzyl-2-(6-methoxy-2-phenyl-1H-indol-1-yl)benzamide (8p)

8.0618
8.0570
8.0529
8.0450
8.0382
7.5397
7.5267
7.5195
7.5114
7.5027
7.4984
7.4967
7.4819
7.2659
7.2598
7.2513
7.2467
7.2433
7.1899
7.1838
7.1790
7.1742
7.1675
7.1575
7.1531
7.1479
7.1291
7.1213
7.1180
7.1131
7.1080
7.1035
7.0972
6.8519
6.8464
6.8312
6.8258
6.7514
6.7345
6.6843
6.4613
6.4563
5.6629
4.2406
4.2265
4.2041
4.1900
4.1665
4.1534
4.1300
4.1169
3.6836
1.6052

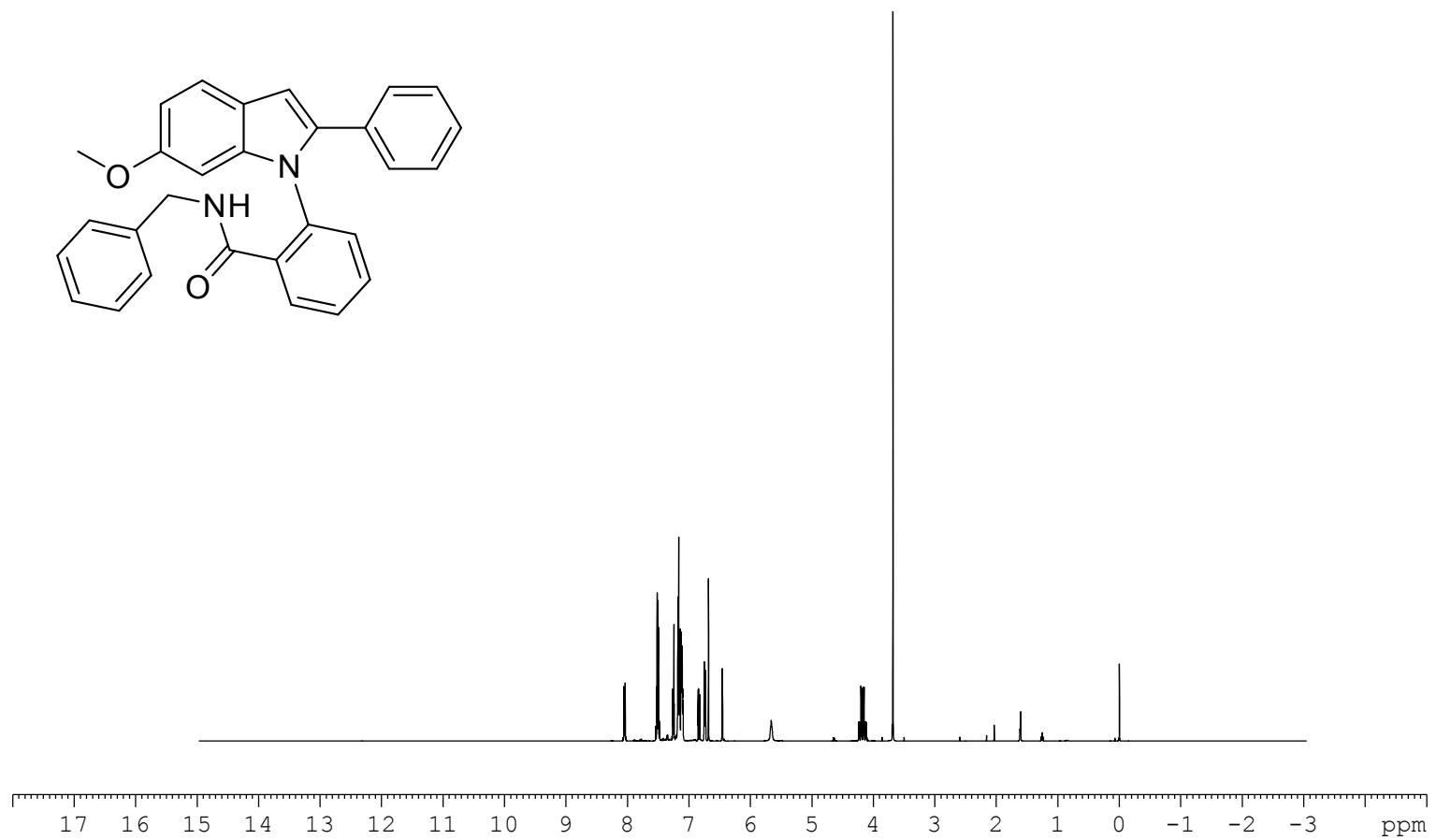


Current Data Parameters
NAME project 1
EXPNO 127
PROCNO 1

F2 - Acquisition Parameters
Date_ 20151122
Time 2.35
INSTRUM spect
PROBHD 5 mm PABBO BB/
PULPROG zg30
TD 32768
SOLVENT CDCl3
NS 32
DS 0
SWH 7211.539 Hz
FIDRES 0.220079 Hz
AQ 2.2719147 sec
RG 78.51
DW 69.333 usec
DE 10.50 usec
TE 298.5 K
D1 2.00000000 sec
TD0 1

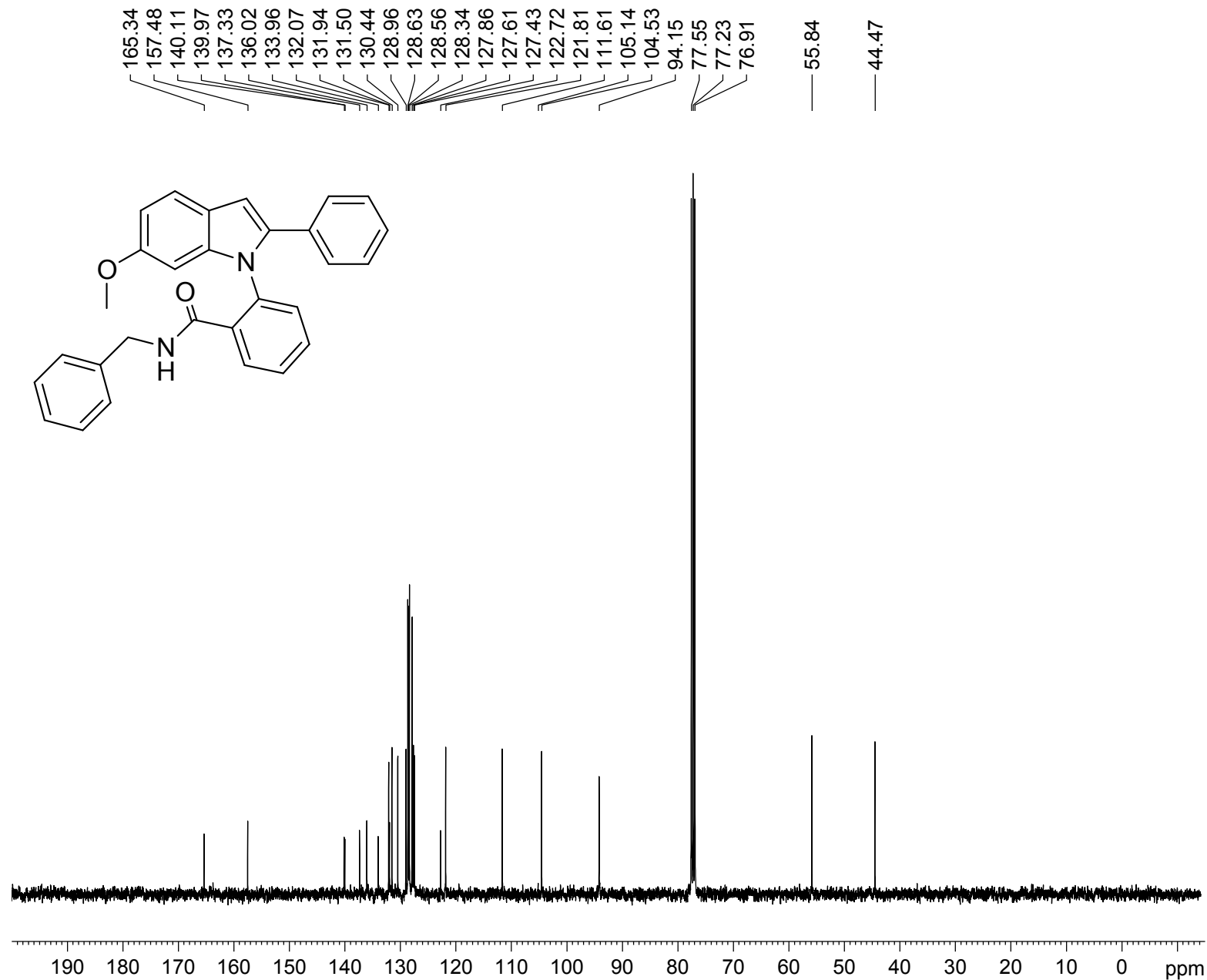
==== CHANNEL f1 =====
SFO1 400.1324008 MHz
NUC1 1H
P1 12.90 usec
PLW1 15.00000000 W

F2 - Processing parameters
SI 16384
SF 400.1300151 MHz
WDW EM
SSB 0
LB 0 Hz
GB 0
PC 1.00



0.990
3.021
1.173
4.027
3.007
1.006
1.925
0.983
1.000
1.011
2.086
3.072

N-benzyl-2-(6-methoxy-2-phenyl-1H-indol-1-yl)benzamide (8p)



Current Data Parameters

NAME project 1
EXPNO 128
PROCNO 1

F2 - Acquisition Parameters

Date_ 20151122
Time 2.41
INSTRUM spect
PROBHD 5 mm PABBO BB/
PULPROG zgpg30
TD 32768
SOLVENT CDCl3
NS 163
DS 0
SWH 24038.461 Hz
FIDRES 0.733596 Hz
AQ 0.6815744 sec
RG 198.09
DW 20.800 usec
DE 6.50 usec
TE 299.2 K
D1 2.00000000 sec
D11 0.03000000 sec
TD0 1

===== CHANNEL f1 =====

SFO1 100.6233319 MHz
NUC1 13C
P1 10.00 usec
PLW1 47.50000000 W

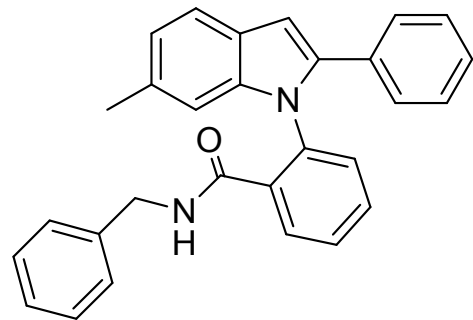
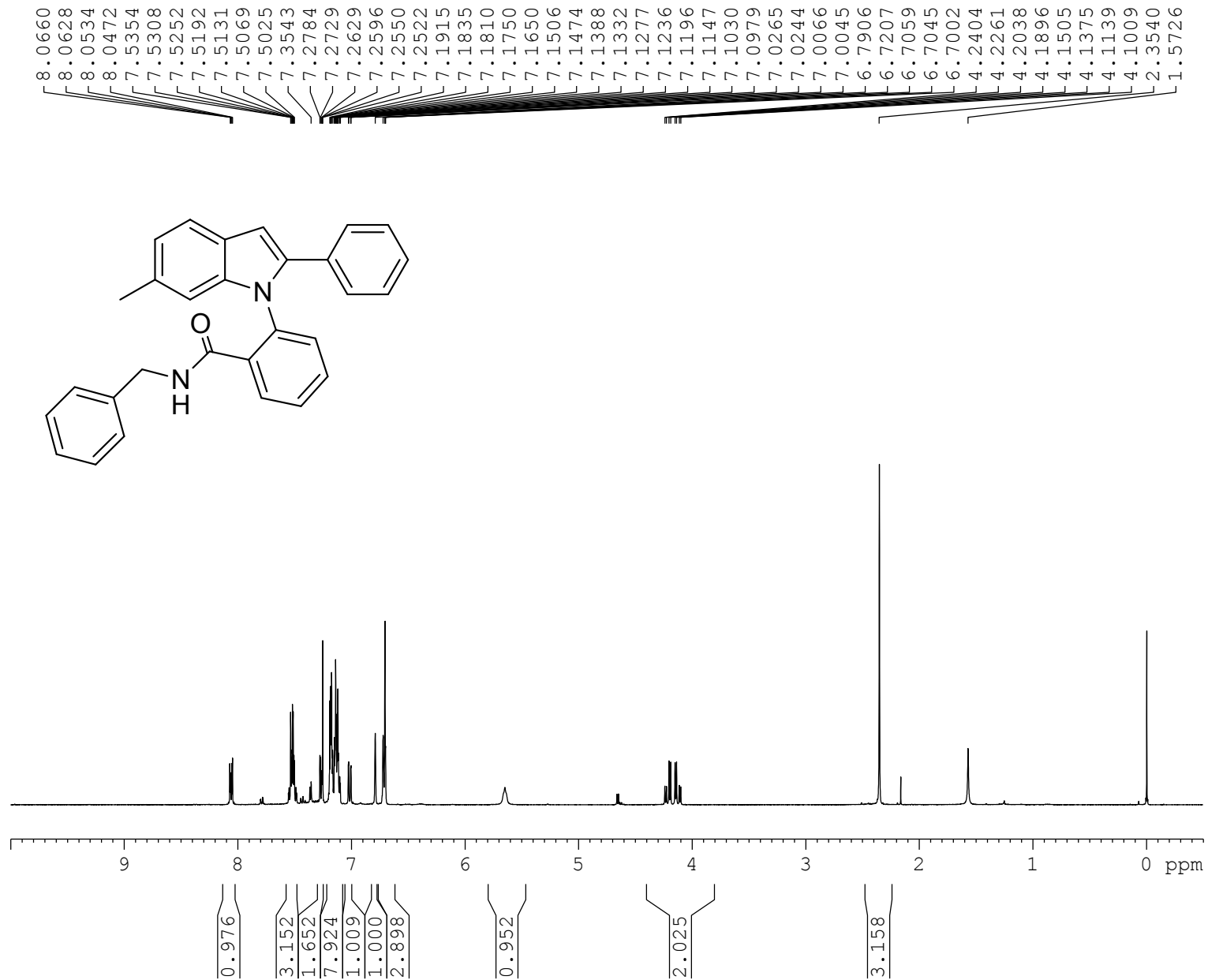
===== CHANNEL f2 =====

SFO2 400.1316005 MHz
NUC2 1H
CPDPRG[2] waltz16
PCPD2 90.00 usec
PLW2 15.00000000 W
PLW12 0.33750001 W
PLW13 0.27338001 W

F2 - Processing parameters

SI 32768
SF 100.6127501 MHz
WDW EM
SSB 0
LB 2.00 Hz
GB 0
PC 1.00

N-benzyl-2-(6-methyl-2-phenyl-1H-indol-1-yl)benzamide (8q)



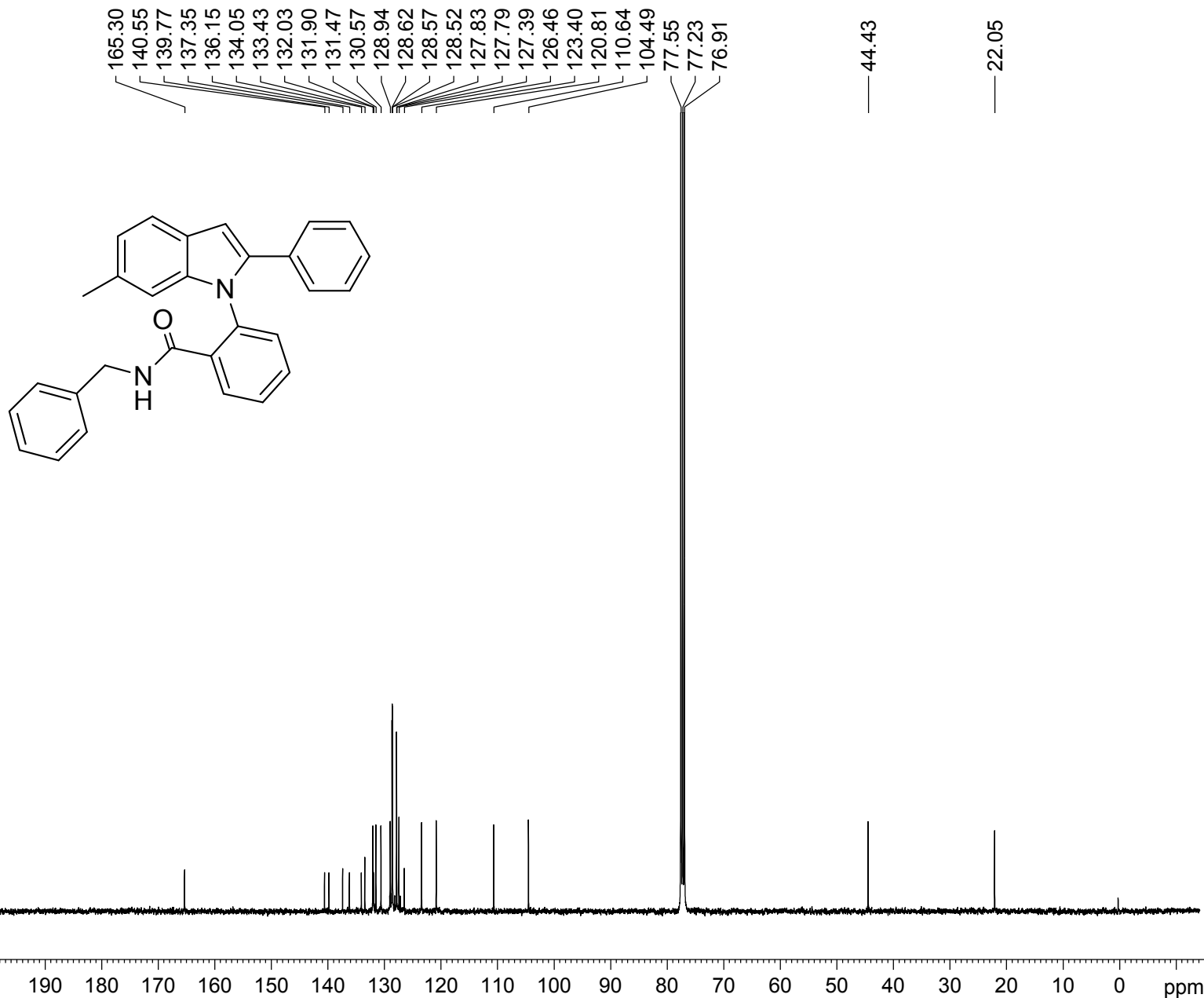
Current Data Parameters
NAME project 1
EXPNO 129
PROCNO 1

F2 - Acquisition Parameters
Date_ 20151122
Time 2.50
INSTRUM spect
PROBHD 5 mm PABBO BB/
PULPROG zg30
TD 32768
SOLVENT CDCl3
NS 32
DS 0
SWH 7211.539 Hz
FIDRES 0.220079 Hz
AQ 2.2719147 sec
RG 177.16
DW 69.333 usec
DE 10.50 usec
TE 298.4 K
D1 2.00000000 sec
TD0 1

===== CHANNEL f1 =====
SFO1 400.1324008 MHz
NUC1 1H
P1 12.90 usec
PLW1 15.00000000 W

F2 - Processing parameters
SI 16384
SF 400.1300129 MHz
WDW EM
SSB 0
LB 0 Hz
GB 0
PC 1.00

N-benzyl-2-(6-methyl-2-phenyl-1H-indol-1-yl)benzamide (8q)



Current Data Parameters

NAME project 1
 EXPNO 130
 PROCNO 1

F2 - Acquisition Parameters

Date_ 20151122
 Time 2.56
 INSTRUM spect
 PROBHD 5 mm PABBO BB/
 PULPROG zgpg30
 TD 32768
 SOLVENT CDCl3
 NS 2185
 DS 0
 SWH 24038.461 Hz
 FIDRES 0.733596 Hz
 AQ 0.6815744 sec
 RG 198.09
 DW 20.800 usec
 DE 6.50 usec
 TE 299.2 K
 D1 2.00000000 sec
 D11 0.03000000 sec
 TD0 1

==== CHANNEL f1 =====

SFO1 100.6233319 MHz
 NUC1 13C
 P1 10.00 usec
 PLW1 47.50000000 W

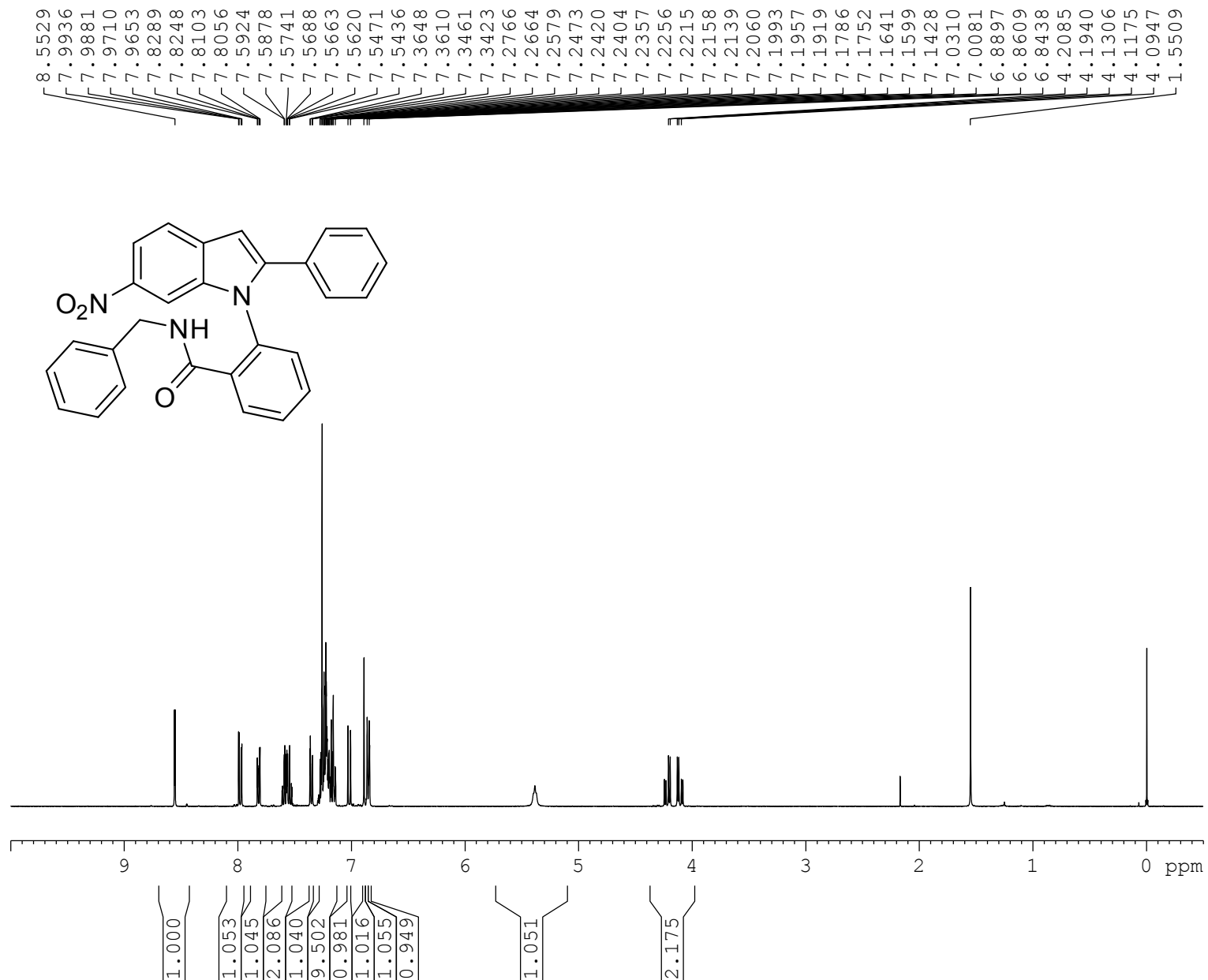
==== CHANNEL f2 =====

SFO2 400.1316005 MHz
 NUC2 1H
 CPDPRG[2] waltz16
 PCPD2 90.00 usec
 PLW2 15.00000000 W
 PLW12 0.33750001 W
 PLW13 0.27338001 W

F2 - Processing parameters

SI 32768
 SF 100.6127479 MHz
 WDW EM
 SSB 0
 LB 2.00 Hz
 GB 0
 PC 1.00

N-benzyl-2-(6-nitro-2-phenyl-1H-indol-1-yl)benzamide (8r)



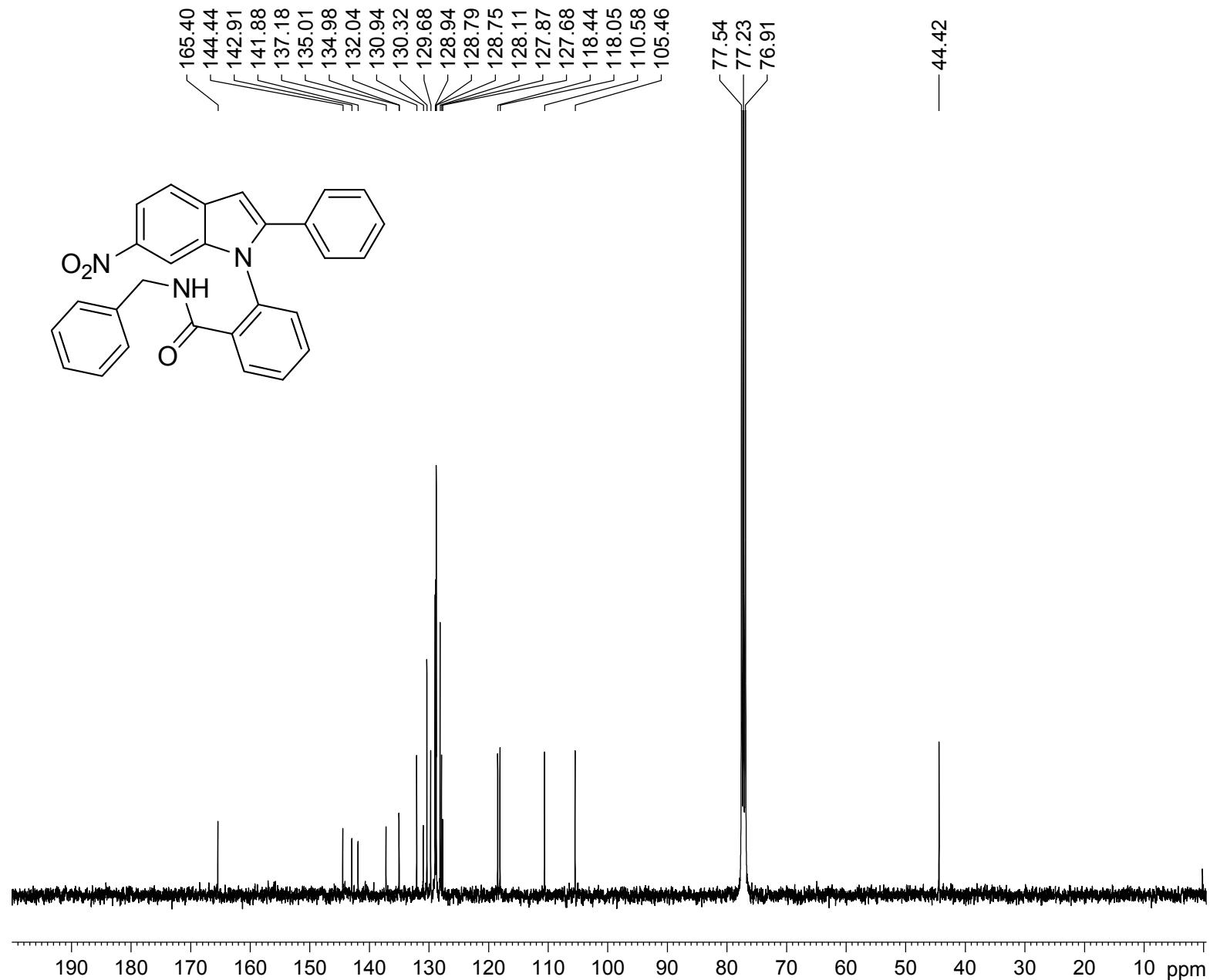
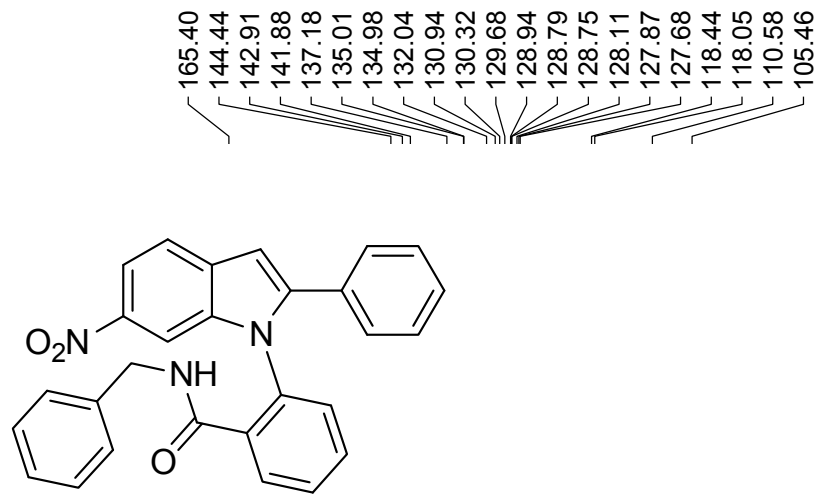
Current Data Parameters
NAME project 1
EXPNO 125
PROCNO 1

F2 - Acquisition Parameters
Date_ 20151122
Time 0.42
INSTRUM spect
PROBHD 5 mm PABBO BB/
PULPROG zg30
TD 32768
SOLVENT CDCl3
NS 32
DS 0
SWH 7211.539 Hz
FIDRES 0.220079 Hz
AQ 2.2719147 sec
RG 198.09
DW 69.333 usec
DE 10.50 usec
TE 298.2 K
D1 2.00000000 sec
TD0 1

===== CHANNEL f1 =====
SFO1 400.1324008 MHz
NUC1 1H
P1 12.90 usec
PLW1 15.00000000 W

F2 - Processing parameters
SI 16384
SF 400.1300107 MHz
WDW EM
SSB 0
LB 0 Hz
GB 0
PC 1.00

N-benzyl-2-(6-nitro-2-phenyl-1H-indol-1-yl)benzamide (8r)



Current Data Parameters

NAME project 1
 EXPNO 126
 PROCNO 1

F2 - Acquisition Parameters

Date_ 20151122
 Time 0.45
 INSTRUM spect
 PROBHD 5 mm PABBO BB/
 PULPROG zgpg30
 TD 32768
 SOLVENT CDCl3
 NS 2319
 DS 0
 SWH 24038.461 Hz
 FIDRES 0.733596 Hz
 AQ 0.6815744 sec
 RG 198.09
 DW 20.800 usec
 DE 6.50 usec
 TE 298.1 K
 D1 2.00000000 sec
 D11 0.03000000 sec
 TD0 1

==== CHANNEL f1 =====

SFO1 100.6233319 MHz
 NUC1 13C
 P1 10.00 usec
 PLW1 47.50000000 W

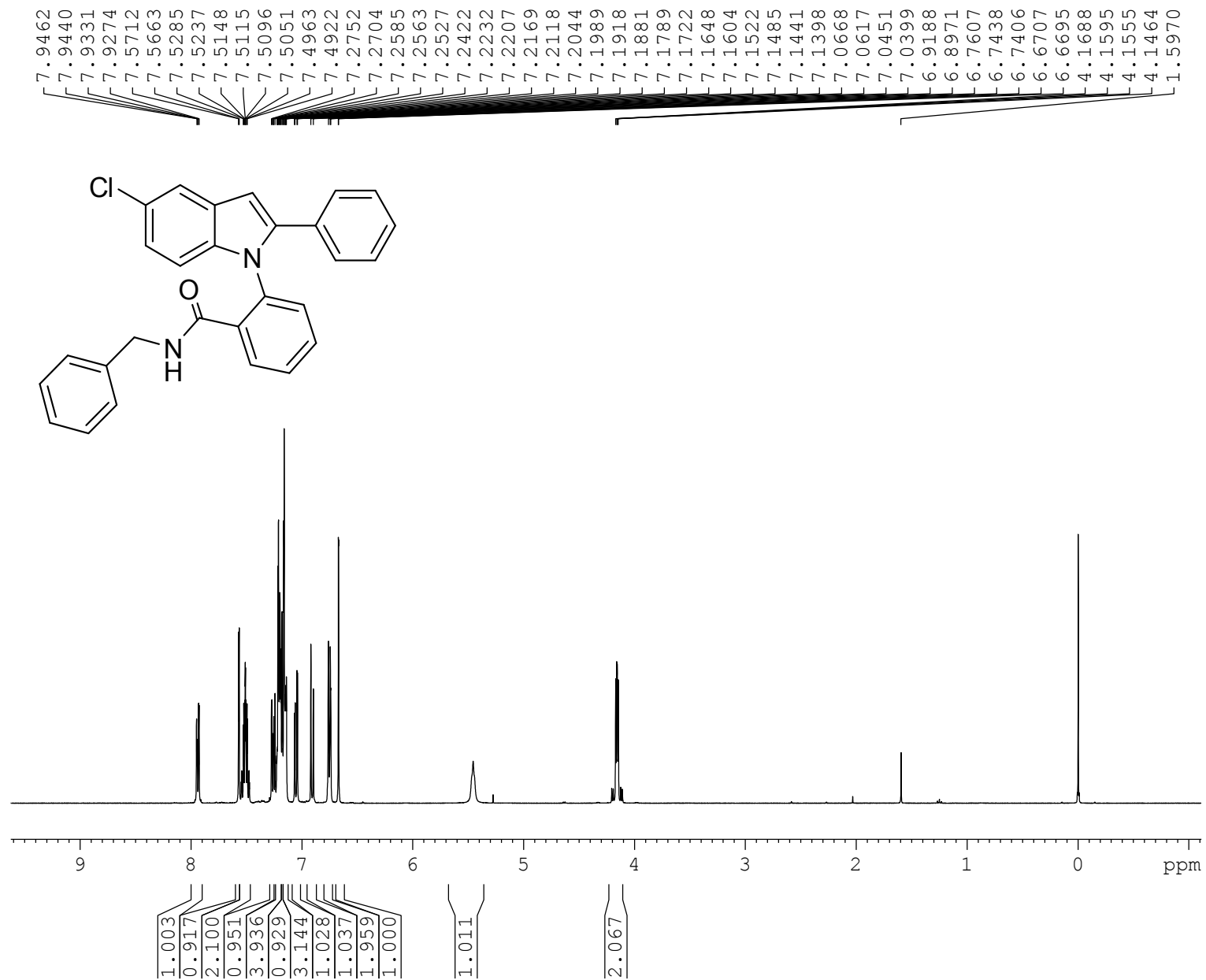
==== CHANNEL f2 =====

SFO2 400.1316005 MHz
 NUC2 1H
 CPDPRG[2] waltz16
 PCPD2 90.00 usec
 PLW2 15.00000000 W
 PLW12 0.33750001 W
 PLW13 0.27338001 W

F2 - Processing parameters

SI 32768
 SF 100.6127472 MHz
 WDW EM
 SSB 0
 LB 2.00 Hz
 GB 0
 PC 1.00

N-benzyl-2-(5-chloro-2-phenyl-1H-indol-1-yl)benzamide (8s)



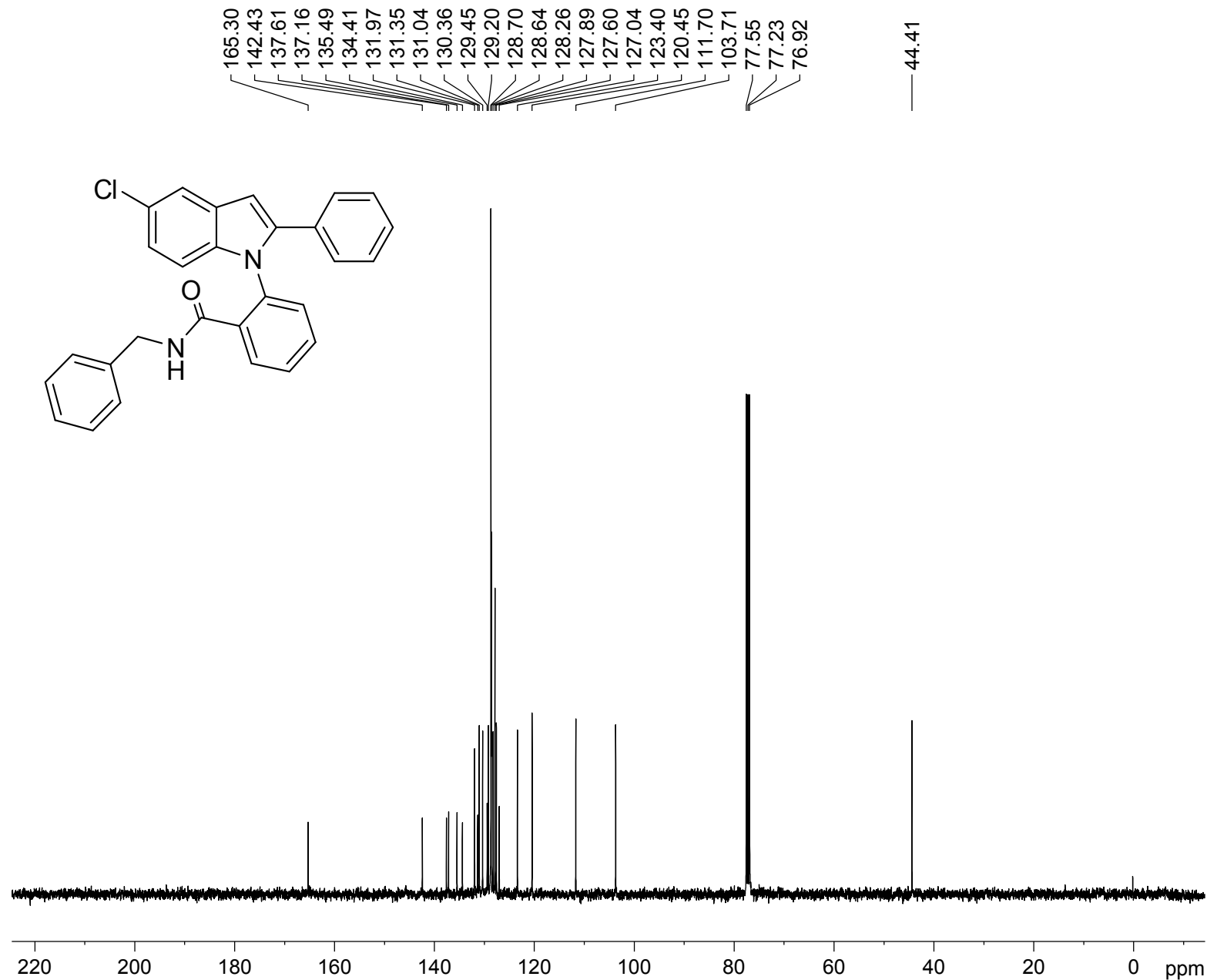
Current Data Parameters
 NAME project 1
 EXPNO 109
 PROCNO 1

F2 - Acquisition Parameters
 Date_ 20151008
 Time 21.28
 INSTRUM spect
 PROBHD 5 mm PABBO BB/
 PULPROG zg30
 TD 32768
 SOLVENT CDCl3
 NS 32
 DS 0
 SWH 7211.539 Hz
 FIDRES 0.220079 Hz
 AQ 2.2719147 sec
 RG 71.42
 DW 69.333 usec
 DE 10.50 usec
 TE 297.9 K
 D1 2.00000000 sec
 TD0 1

===== CHANNEL f1 =====
 SFO1 400.1324008 MHz
 NUC1 1H
 P1 12.90 usec
 PLW1 15.00000000 W

F2 - Processing parameters
 SI 16384
 SF 400.1300169 MHz
 WDW EM
 SSB 0
 LB 0 Hz
 GB 0
 PC 1.00

N-benzyl-2-(5-chloro-2-phenyl-1H-indol-1-yl)benzamide (8s)



Current Data Parameters

NAME project 1
 EXPNO 138
 PROCNO 1

F2 - Acquisition Parameters

Date_ 20151122
 Time 6.27
 INSTRUM spect
 PROBHD 5 mm PABBO BB/
 PULPROG zgpg30
 TD 32768
 SOLVENT CDCl3
 NS 113
 DS 0
 SWH 24038.461 Hz
 FIDRES 0.733596 Hz
 AQ 0.6815744 sec
 RG 198.09
 DW 20.800 usec
 DE 6.50 usec
 TE 297.6 K
 D1 2.00000000 sec
 D11 0.03000000 sec
 TD0 1

==== CHANNEL f1 =====

SFO1 100.6233319 MHz
 NUC1 13C
 P1 10.00 usec
 PLW1 47.50000000 W

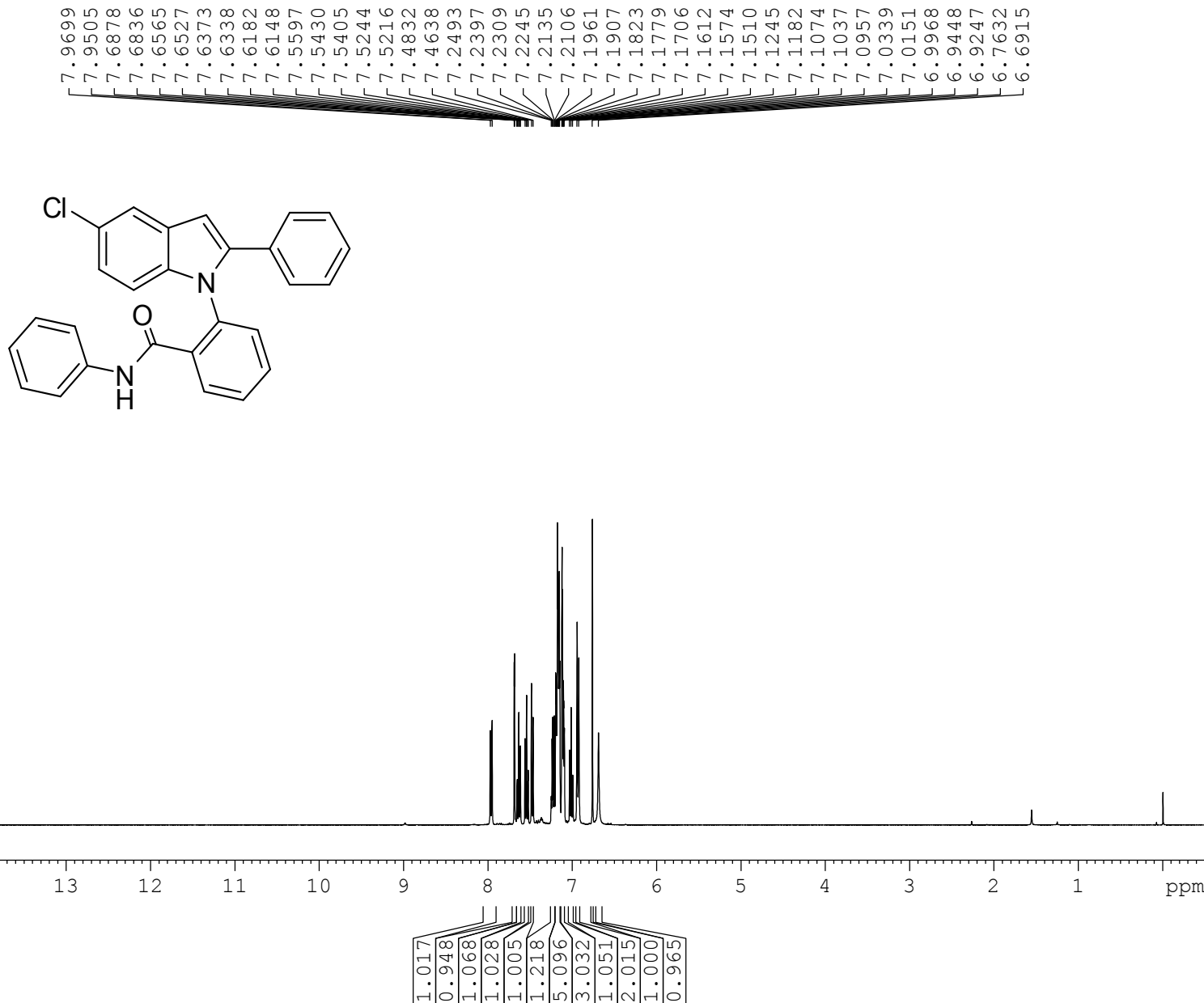
==== CHANNEL f2 =====

SFO2 400.1316005 MHz
 NUC2 1H
 CPDPRG[2] waltz16
 PCPD2 90.00 usec
 PLW2 15.00000000 W
 PLW12 0.33750001 W
 PLW13 0.27338001 W

F2 - Processing parameters

SI 32768
 SF 100.6127530 MHz
 WDW EM
 SSB 0
 LB 2.00 Hz
 GB 0
 PC 1.00

2-(5-chloro-2-phenyl-1H-indol-1-yl)-N-phenylbenzamide (8t)



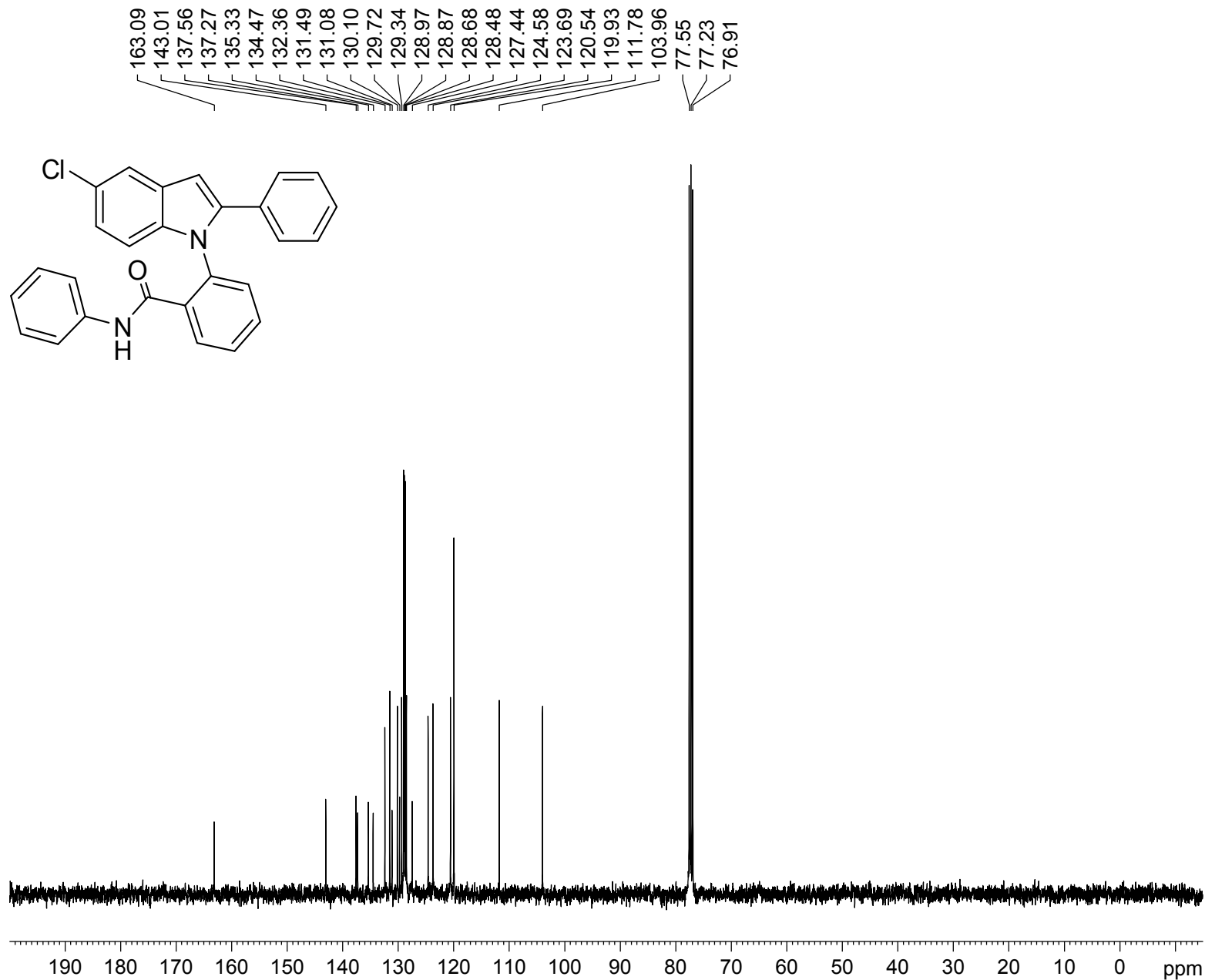
Current Data Parameters
 NAME project 1
 EXPNO 198
 PROCNO 1

F2 - Acquisition Parameters
 Date_ 20160215
 Time 14.40
 INSTRUM spect
 PROBHD 5 mm PABBO BB/
 PULPROG zg30
 TD 32768
 SOLVENT CDCl3
 NS 32
 DS 0
 SWH 7211.539 Hz
 FIDRES 0.220079 Hz
 AQ 2.2719147 sec
 RG 78.51
 DW 69.333 usec
 DE 10.50 usec
 TE 297.1 K
 D1 2.0000000 sec
 TD0 1

===== CHANNEL f1 =====
 SFO1 400.1324008 MHz
 NUC1 1H
 P1 12.90 usec
 PLW1 15.00000000 W

F2 - Processing parameters
 SI 16384
 SF 400.1300182 MHz
 WDW EM
 SSB 0
 LB 0 Hz
 GB 0
 PC 1.00

2-(5-chloro-2-phenyl-1H-indol-1-yl)-N-phenylbenzamide (8t)



Current Data Parameters

NAME project 1
 EXPNO 199
 PROCNO 1

F2 - Acquisition Parameters

Date_ 20160215
 Time 14.45
 INSTRUM spect
 PROBHD 5 mm PABBO BB/
 PULPROG zgpg30
 TD 32768
 SOLVENT CDCl3
 NS 87
 DS 0
 SWH 24038.461 Hz
 FIDRES 0.733596 Hz
 AQ 0.6815744 sec
 RG 198.09
 DW 20.800 usec
 DE 6.50 usec
 TE 297.9 K
 D1 2.00000000 sec
 D11 0.03000000 sec
 TD0 1

==== CHANNEL f1 =====

SFO1 100.6228298 MHz
 NUC1 13C
 P1 10.00 usec
 PLW1 47.50000000 W

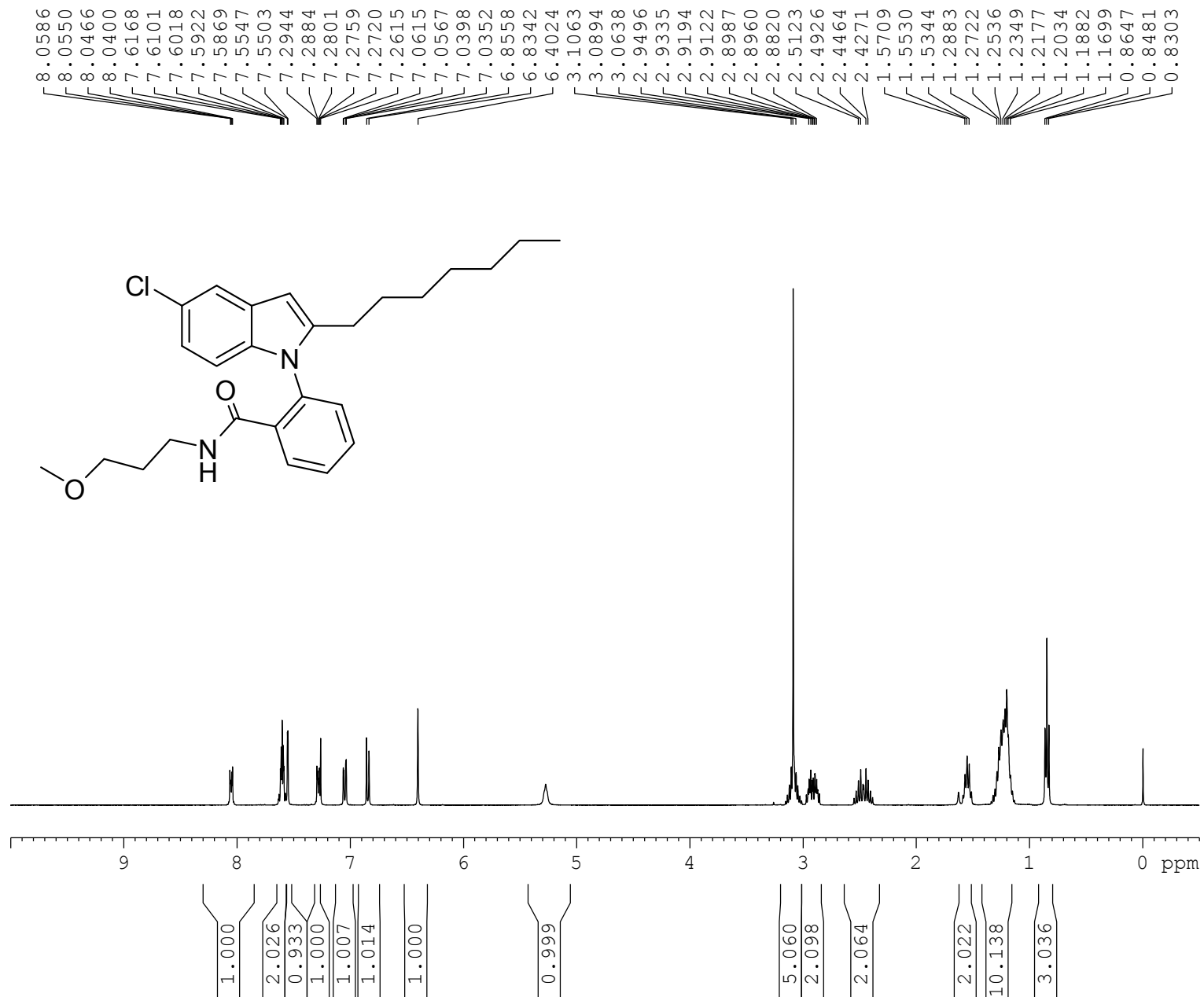
==== CHANNEL f2 =====

SFO2 400.1316005 MHz
 NUC2 1H
 CPDPRG[2] waltz16
 PCPD2 90.00 usec
 PLW2 15.00000000 W
 PLW12 0.33750001 W
 PLW13 0.27338001 W

F2 - Processing parameters

SI 32768
 SF 100.6127514 MHz
 WDW EM
 SSB 0
 LB 2.00 Hz
 GB 0
 PC 1.00

2-(5-chloro-2-heptyl-1H-indol-1-yl)-N-(3-methoxypropyl)benzamide (8u)



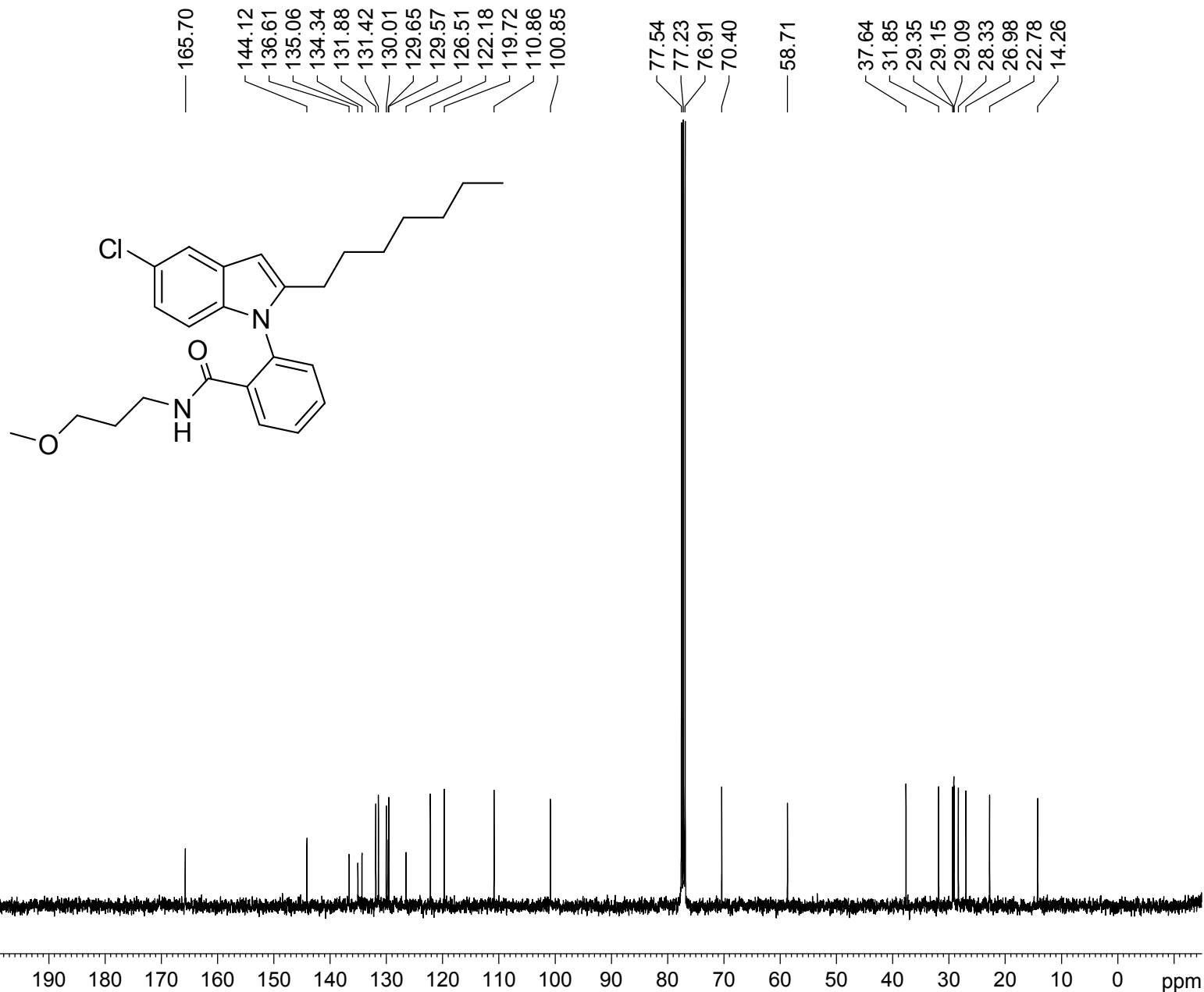
Current Data Parameters
 NAME project 1
 EXPNO 196
 PROCNO 1

F2 - Acquisition Parameters
 Date_ 20160215
 Time 14.13
 INSTRUM spect
 PROBHD 5 mm PABBO BB/
 PULPROG zg30
 TD 32768
 SOLVENT CDCl3
 NS 32
 DS 0
 SWH 7211.539 Hz
 FIDRES 0.220079 Hz
 AQ 2.2719147 sec
 RG 89.08
 DW 69.333 usec
 DE 10.50 usec
 TE 297.3 K
 D1 2.00000000 sec
 D10 1

===== CHANNEL f1 =====
 SFO1 400.1324008 MHz
 NUC1 1H
 P1 12.90 usec
 PLW1 15.00000000 W

F2 - Processing parameters
 SI 16384
 SF 400.1300094 MHz
 WDW EM
 SSB 0
 LB 0 Hz
 GB 0
 PC 1.00

2-(5-chloro-2-heptyl-1H-indol-1-yl)-N-(3-methoxypropyl)benzamide (8u)



Current Data Parameters

NAME project 1
EXPNO 197
PROCNO 1

F2 - Acquisition Parameters

Date_ 20160215
Time 14.21
INSTRUM spect
PROBHD 5 mm PABBO BB/
PULPROG zgpg30
TD 32768
SOLVENT CDCl3
NS 174
DS 0
SWH 24038.461 Hz
FIDRES 0.733596 Hz
AQ 0.6815744 sec
RG 198.09
DW 20.800 usec
DE 6.50 usec
TE 298.3 K
D1 2.00000000 sec
D11 0.03000000 sec
TD0 1

===== CHANNEL f1 =====

SFO1 100.6228298 MHz
NUC1 13C
P1 10.00 usec
PLW1 47.50000000 W

===== CHANNEL f2 =====

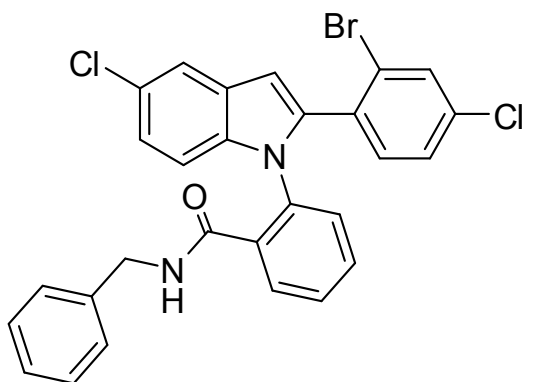
SFO2 400.1316005 MHz
NUC2 1H
CPDPRG[2] waltz16
PCPD2 90.00 usec
PLW2 15.00000000 W
PLW12 0.33750001 W
PLW13 0.27338001 W

F2 - Processing parameters

SI 32768
SF 100.6127486 MHz
WDW EM
SSB 0
LB 2.00 Hz
GB 0
PC 1.00

N-benzyl-2-(2-(2-bromo-4-chlorophenyl)-5-chloro-1H-indol-1-yl)benzamide (8v)

7.8261
7.8034
7.6294
7.6260
7.5419
7.5379
7.4676
7.4630
7.4587
7.4521
7.4450
7.4409
7.4369
7.3006
7.2960
7.2787
7.2573
7.2323
7.2137
7.1954
7.1732
7.1522
7.1281
7.1241
7.1032
7.0873
7.0833
7.0656
7.0615
6.9189
6.8972
6.8116
6.7951
6.6750
5.6172
4.3136
4.2999
4.2777
4.2639
4.2012
4.1883
4.1652
4.1522
1.6013

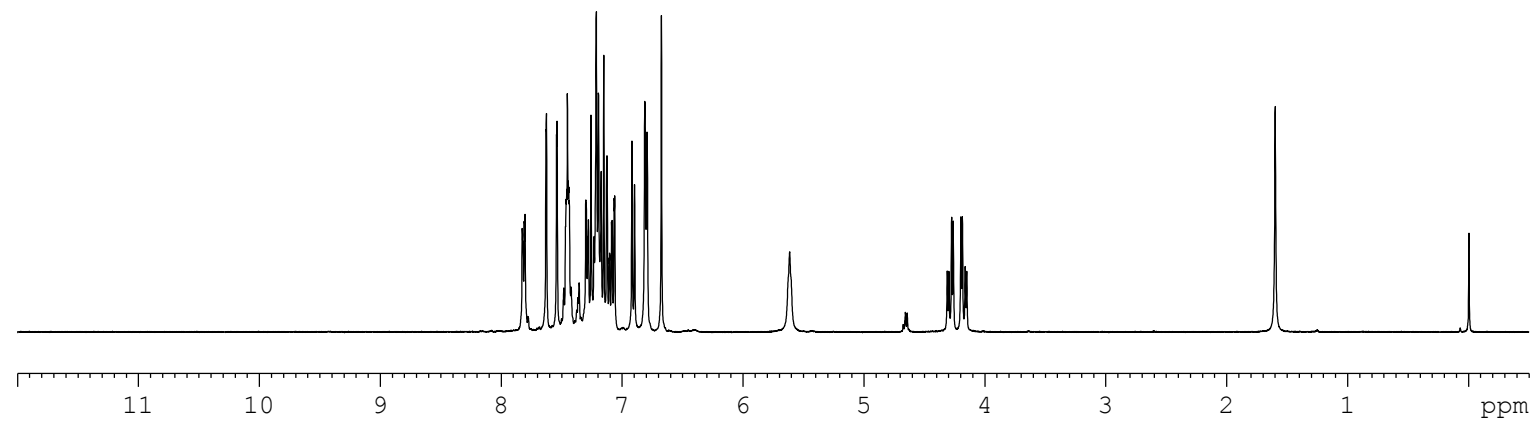


Current Data Parameters
NAME project 1
EXPNO 191
PROCNO 1

F2 - Acquisition Parameters
Date_ 20160215
Time 12.50
INSTRUM spect
PROBHD 5 mm PABBO BB/
PULPROG zg30
TD 32768
SOLVENT CDCl3
NS 32
DS 0
SWH 7211.539 Hz
FIDRES 0.220079 Hz
AQ 2.2719147 sec
RG 177.16
DW 69.333 usec
DE 10.50 usec
TE 297.1 K
D1 2.00000000 sec
TD0 1

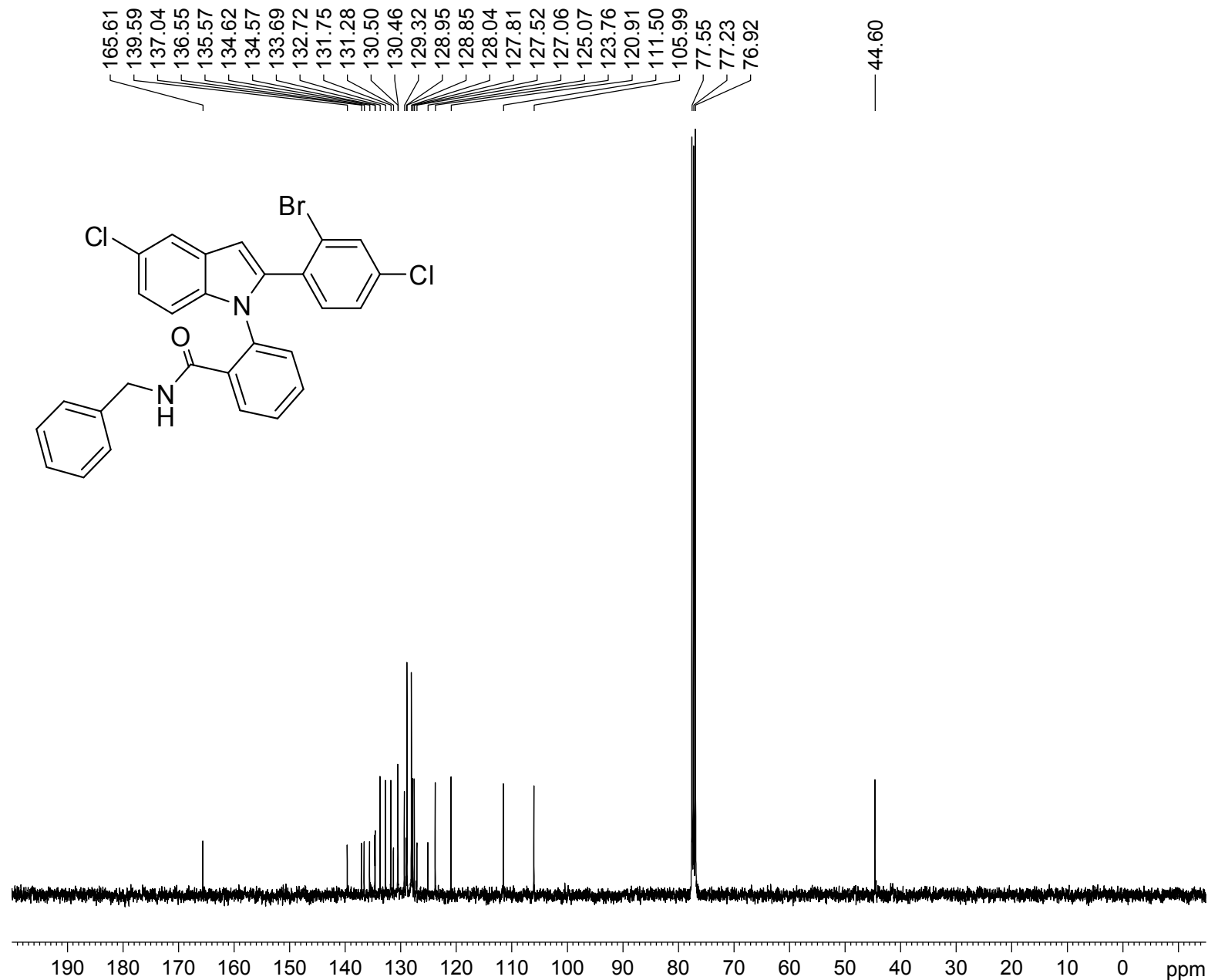
===== CHANNEL f1 =====
SFO1 400.1324008 MHz
NUC1 1H
P1 12.90 usec
PLW1 15.00000000 W

F2 - Processing parameters
SI 16384
SF 400.1300112 MHz
WDW EM
SSB 0
LB 0 Hz
GB 0
PC 1.00



1.041
1.027
1.002
2.042
1.066
5.057
1.088
1.067
2.015
1.000
1.054
2.141

N-benzyl-2-(2-(2-bromo-4-chlorophenyl)-5-chloro-1H-indol-1-yl)benzamide (8v)



Current Data Parameters

NAME project 1
EXPNO 192
PROCNO 1

F2 - Acquisition Parameters

Date_ 20160215
Time 12.53
INSTRUM spect
PROBHD 5 mm PABBO BB/
PULPROG zgpg30
TD 32768
SOLVENT CDCl3
NS 508
DS 0
SWH 24038.461 Hz
FIDRES 0.733596 Hz
AQ 0.6815744 sec
RG 198.09
DW 20.800 usec
DE 6.50 usec
TE 297.6 K
D1 2.0000000 sec
D11 0.03000000 sec
TD0 1

===== CHANNEL f1 =====

SFO1 100.6228298 MHz
NUC1 13C
P1 10.00 usec
PLW1 47.50000000 W

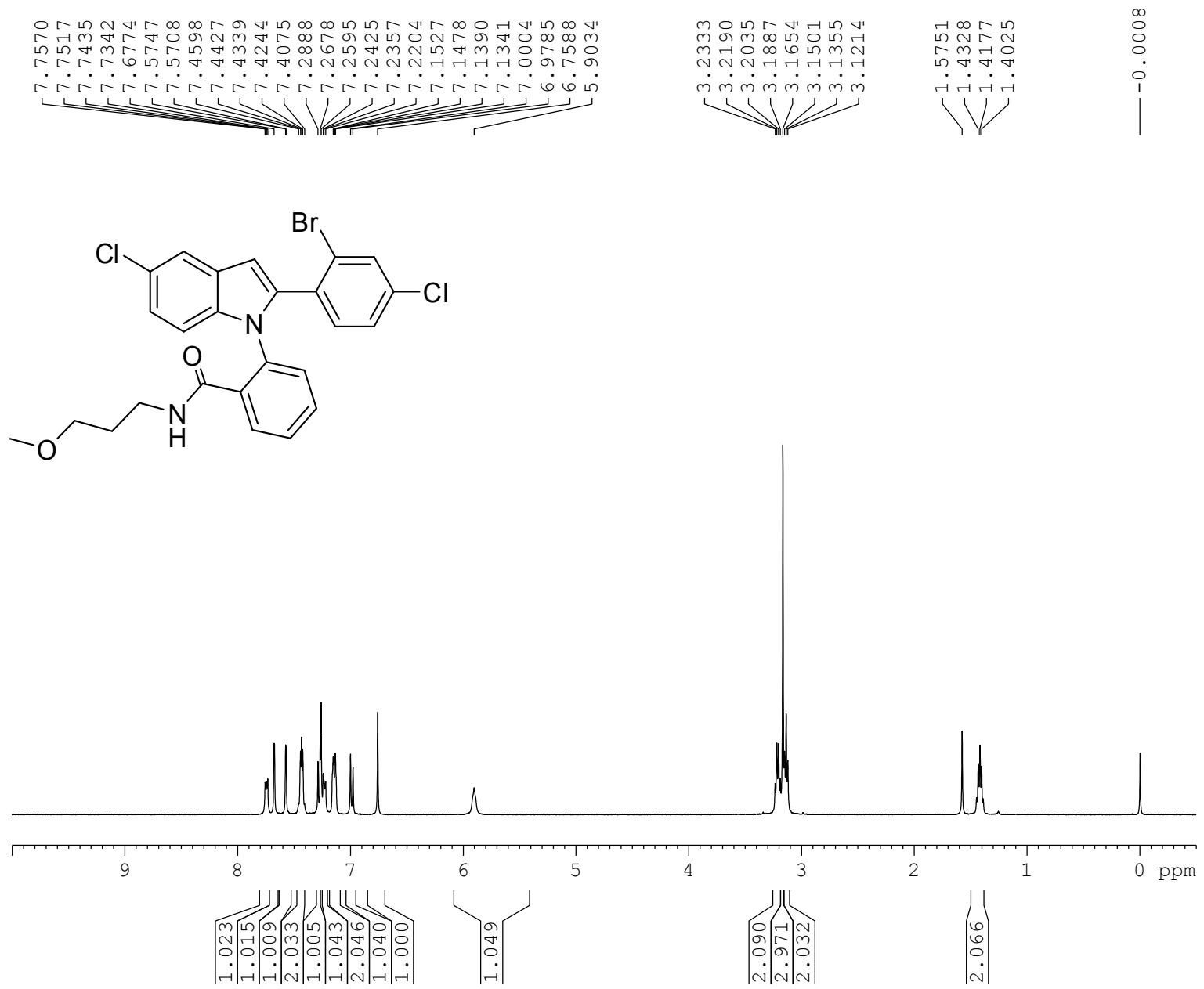
===== CHANNEL f2 =====

SFO2 400.1316005 MHz
NUC2 1H
CPDPRG[2] waltz16
PCPD2 90.00 usec
PLW2 15.00000000 W
PLW12 0.33750001 W
PLW13 0.27338001 W

F2 - Processing parameters

SI 32768
SF 100.6127476 MHz
WDW EM
SSB 0
LB 2.00 Hz
GB 0
PC 1.00

2-(2-(2-bromo-4-chlorophenyl)-5-chloro-1H-indol-1-yl)-N-(3-methoxypropyl)benzamide (8w)



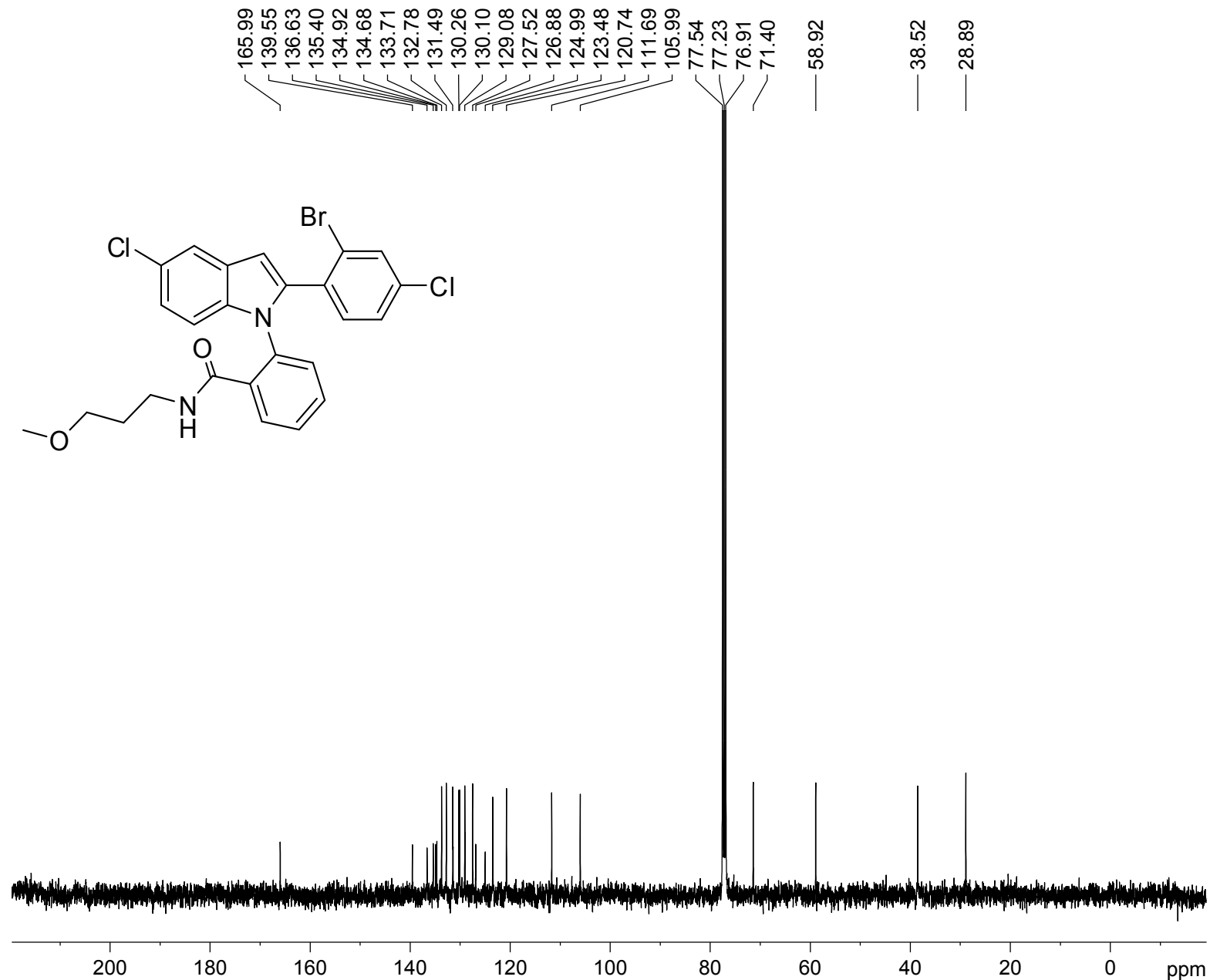
Current Data Parameters
 NAME project 1
 EXPNO 200
 PROCNO 1

F2 - Acquisition Parameters
 Date_ 20160215
 Time 14.52
 INSTRUM spect
 PROBHD 5 mm PABBO BB/
 PULPROG zg30
 TD 32768
 SOLVENT CDCl3
 NS 32
 DS 0
 SWH 7211.539 Hz
 FIDRES 0.220079 Hz
 AQ 2.2719147 sec
 RG 198.09
 DW 69.333 usec
 DE 10.50 usec
 TE 297.2 K
 D1 2.00000000 sec
 TD0 1

==== CHANNEL f1 =====
 SFO1 400.1324008 MHz
 NUC1 1H
 P1 12.90 usec
 PLW1 15.00000000 W

F2 - Processing parameters
 SI 16384
 SF 400.1300102 MHz
 WDW EM
 SSB 0
 LB 0 Hz
 GB 0
 PC 1.00

2-(2-(2-bromo-4-chlorophenyl)-5-chloro-1H-indol-1-yl)-N-(3-methoxypropyl)benzamide (8w)



Current Data Parameters

NAME project 1
EXPNO 195
PROCNO 1

F2 - Acquisition Parameters

Date_ 20160215
Time 13.54
INSTRUM spect
PROBHD 5 mm PABBO BB/
PULPROG zgpg30
TD 32768
SOLVENT CDCl3
NS 299
DS 0
SWH 24038.461 Hz
FIDRES 0.733596 Hz
AQ 0.6815744 sec
RG 198.09
DW 20.800 usec
DE 6.50 usec
TE 297.2 K
D1 2.00000000 sec
D11 0.03000000 sec
TD0 1

==== CHANNEL f1 =====

SFO1 100.6228298 MHz
NUC1 13C
P1 10.00 usec
PLW1 47.50000000 W

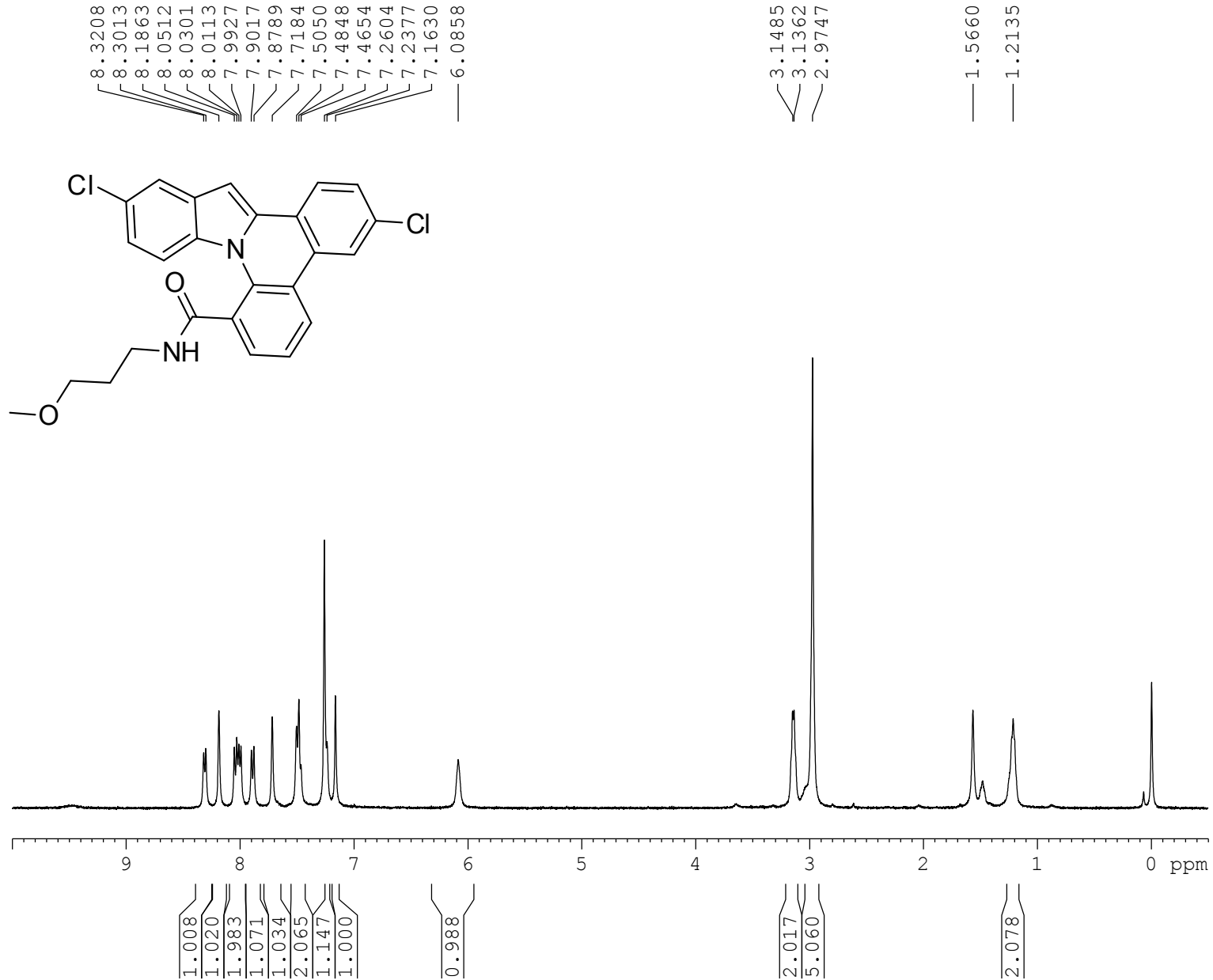
==== CHANNEL f2 =====

SFO2 400.1316005 MHz
NUC2 1H
CPDPRG[2] waltz16
PCPD2 90.00 usec
PLW2 15.00000000 W
PLW12 0.33750001 W
PLW13 0.27338001 W

F2 - Processing parameters

SI 32768
SF 100.6127479 MHz
WDW EM
SSB 0
LB 2.00 Hz
GB 0
PC 1.00

3,12-dichloro-N-(3-methoxypropyl) indolo[1,2-f]phenanthridine-8-carboxamide (10)



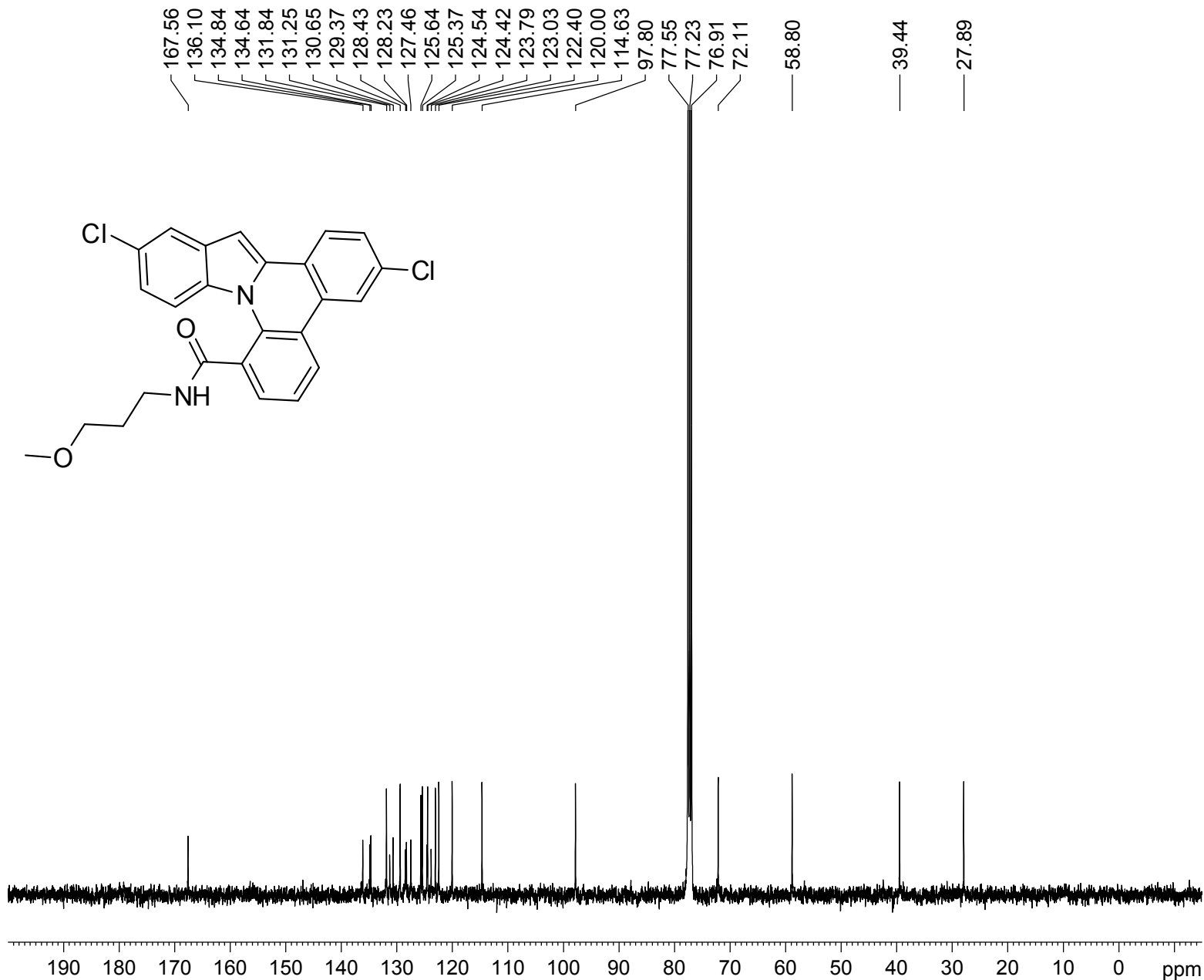
Current Data Parameters
 NAME project 1
 EXPNO 162
 PROCNO 1

F2 - Acquisition Parameters
 Date_ 20160203
 Time 14.57
 INSTRUM spect
 PROBHD 5 mm PABBO BB/
 PULPROG zg30
 TD 32768
 SOLVENT CDCl3
 NS 32
 DS 0
 SWH 7211.539 Hz
 FIDRES 0.220079 Hz
 AQ 2.2719147 sec
 RG 198.09
 DW 69.333 usec
 DE 10.50 usec
 TE 297.0 K
 D1 2.00000000 sec
 TD0 1

===== CHANNEL f1 =====
 SFO1 400.1324008 MHz
 NUC1 1H
 P1 12.90 usec
 PLW1 15.00000000 W

F2 - Processing parameters
 SI 16384
 SF 400.1300102 MHz
 WDW EM
 SSB 0
 LB 0 Hz
 GB 0
 PC 1.00

3,12-dichloro-N-(3-methoxypropyl)indolo[1,2-f]phenanthridine-8-carboxamide (10)



Current Data Parameters

NAME project 1
 EXPNO 163
 PROCNO 1

F2 - Acquisition Parameters

Date_ 20160203
 Time 15.26
 INSTRUM spect
 PROBHD 5 mm PABBO BB/
 PULPROG zgpg30
 TD 32768
 SOLVENT CDCl3
 NS 1055
 DS 0
 SWH 24038.461 Hz
 FIDRES 0.733596 Hz
 AQ 0.6815744 sec
 RG 198.09
 DW 20.800 usec
 DE 6.50 usec
 TE 297.2 K
 D1 2.00000000 sec
 D11 0.03000000 sec
 TD0 1

==== CHANNEL f1 =====

SFO1 100.6228298 MHz
 NUC1 13C
 P1 10.00 usec
 PLW1 47.50000000 W

==== CHANNEL f2 =====

SFO2 400.1316005 MHz
 NUC2 1H
 CPDPRG[2] waltz16
 PCPD2 90.00 usec
 PLW2 15.00000000 W
 PLW12 0.33750001 W
 PLW13 0.27338001 W

F2 - Processing parameters

SI 32768
 SF 100.6127469 MHz
 WDW EM
 SSB 0
 LB 2.00 Hz
 GB 0
 PC 1.00