

Supporting Information for

**A novel PVdF-based composite gel polymer electrolyte doped with
ionomer modified graphene oxide**

Weili Li^{a,c*}, Zhengbao Zhu^a, Wenjun Shen^a, Jijun Tang^a, Gang Yang^{a,b*}, Zhexiao Xu^c,

^a School of Material Science and Engineering, Jiangsu University of Science and Technology, Zhenjiang 212003, China

^b Jiangsu Laboratory of Advanced Functional Material, Changshu Institute of Technology, Changshu 215500, China

^c Suzhou Jiren Hi-Tech Material Co., Ltd, Suzhou 215143, China.

Contents

Fig. 1S. FTIR spectra of (a) GO-Cl,(b) PAAOB,(c) IMG0

Fig.2S. DSC curves for the dried composite polymer membranes varied with the content of IMG0

Fig. 3S. Thermograms for pure PVDF membrane and the dried composite polymer membranes varied with content of IMG0

Fig. 4S. Stress–strain curves for the dried CPMs varied with the content of IMG0

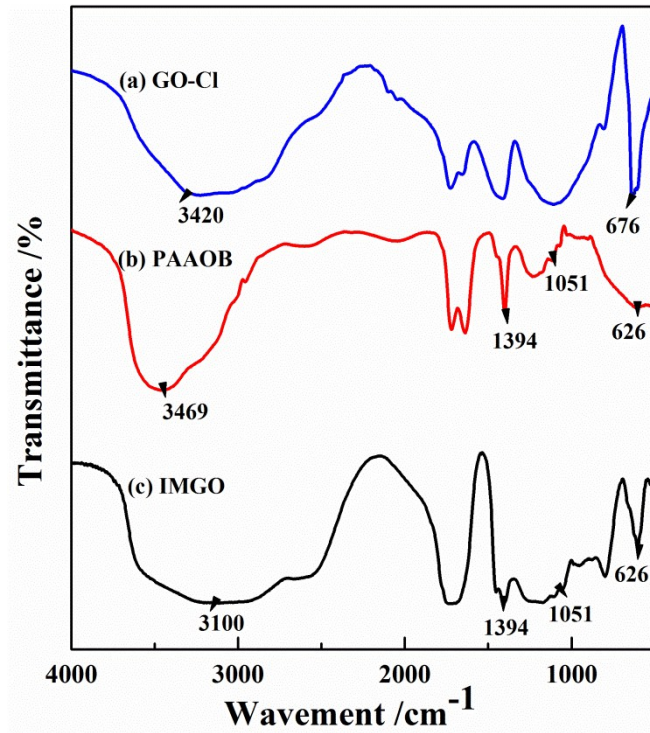


Fig. 1S. FTIR spectra of (a) GO-Cl,(b) PAAOB,(c) IMGO

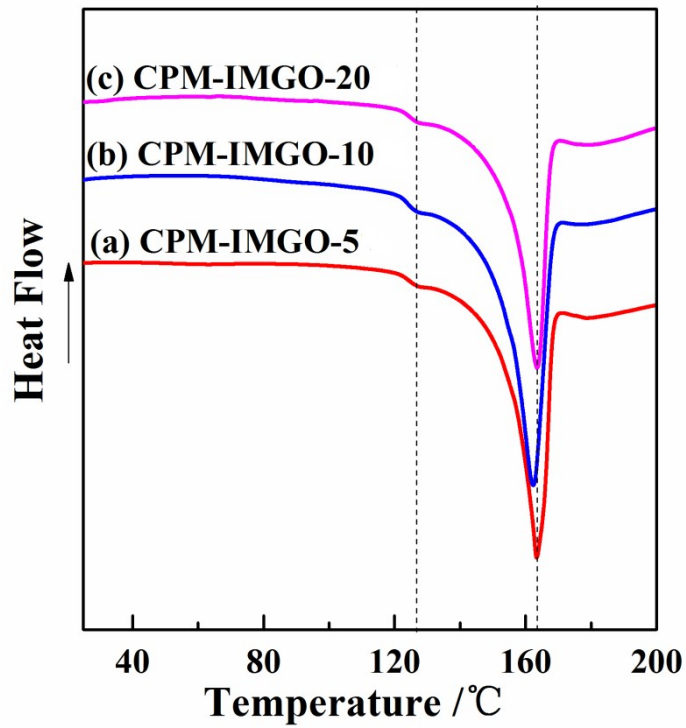


Fig. 2S.DSC curves for the dried composite polymer membranes varied with the content of
IMGO

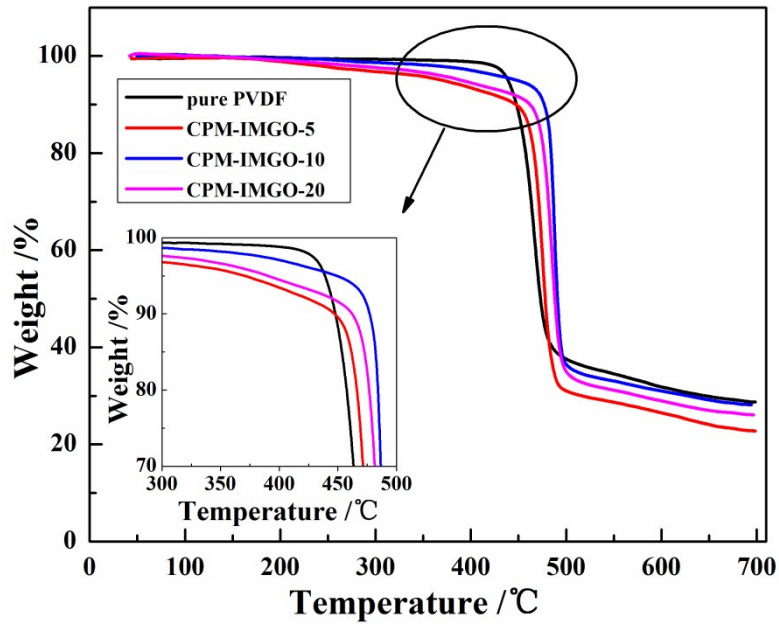


Fig. 3S. Thermograms for pure PVDF membrane and the dried composite polymer membranes varied with content of IMGO

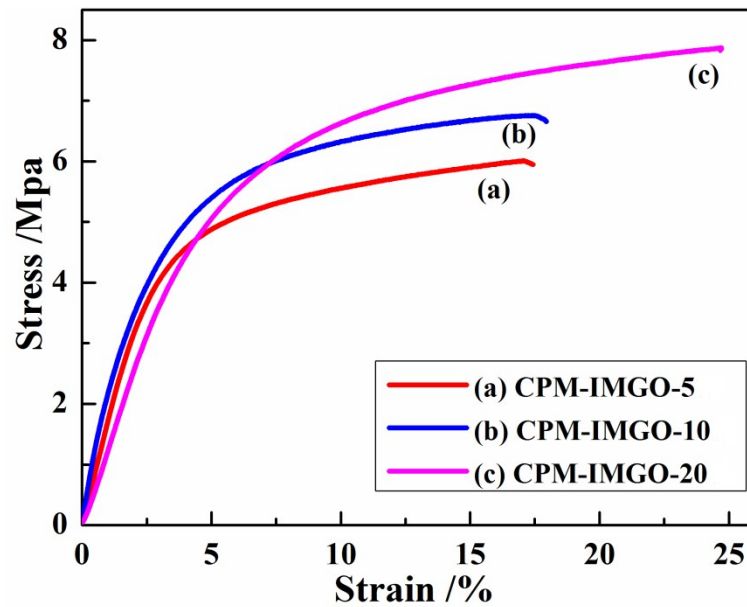


Fig. 4S. Stress-strain curves for the dried CPMs varied with the content of IMGO