

Liquid-based growth of polymeric carbon nitride films and their extraordinary photoelectrocatalytic activity

Xiaoqing Wei,^{a,b} Hailong Jiang^{a,b} and Zhengxin Liu^{a,*}

^a Research Center for New Energy Technology, Shanghai Institute of Microsystem and Information Technology, Chinese Academy of Sciences, 235 Chengbei Road, 201800 Shanghai, P. R. China.

Fax: +86 21 69976902; Tel: +86 21 69976901; E-mail: z.x.liu@mail.sim.ac.cn;

^b University of the Chinese Academy of Sciences (UCAS), Shijingshan, 100049 Beijing, P. R. China.

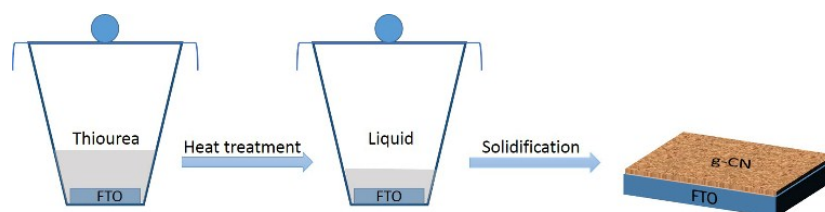


Fig. S1 Illustration of carbon nitride film growth on FTO substrate.




Fig. S2 Photographs of carbon nitride films grown on different substrates (a) FTO/g-CN, (b) FTO/bl-TiO₂/ms-TiO₂/g-CN and (c) FTO/g-CNB.

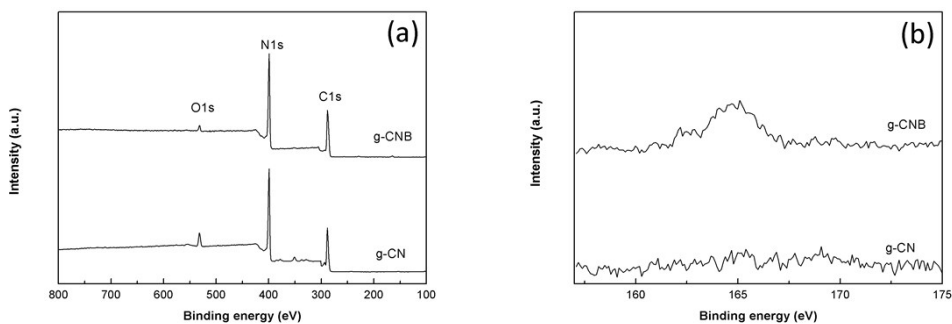


Fig. S3 XPS spectra of g-CN and g-CNB, (a) survey and (b) S 2p.

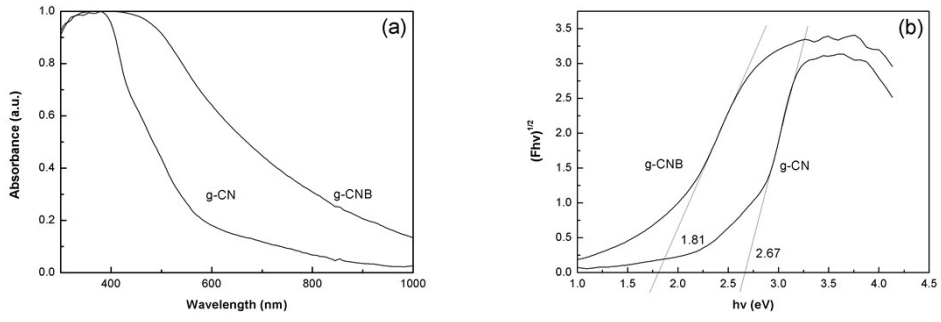


Fig. S4 (a) UV-vis spectra and (b) optical band gap of g-CN and g-CNB.

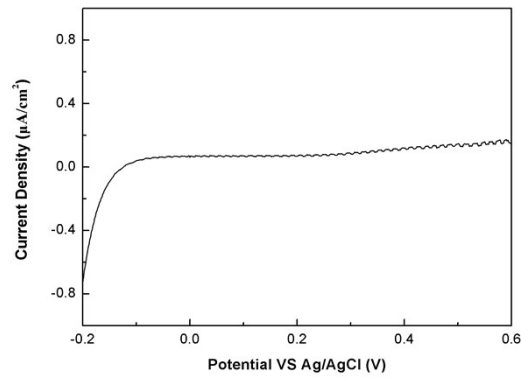


Fig. S5 Current-potential curve of bare FTO in 0.1 M KCl.

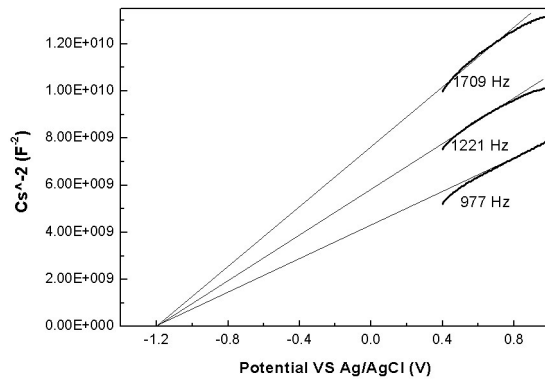


Fig. S6 Electrochemical Mott-Schottky plots of g-CN.

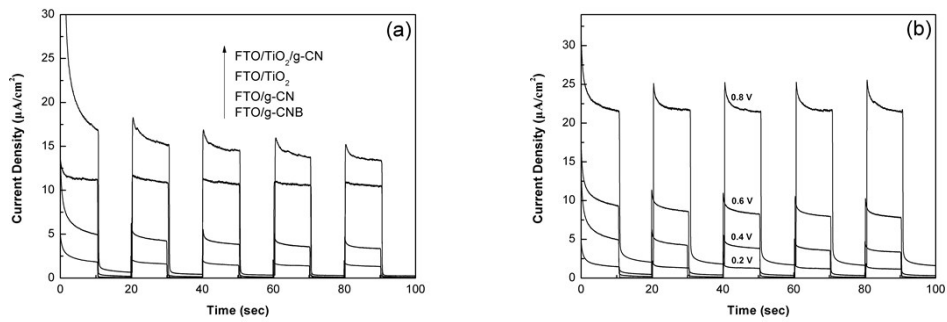


Fig. S7 Photocurrent response from (a) different photoelectrodes at 0.4 V vs Ag/AgCl and (b) different potentials for FTO/g-CN photoelectrode in 0.1 M KCl.

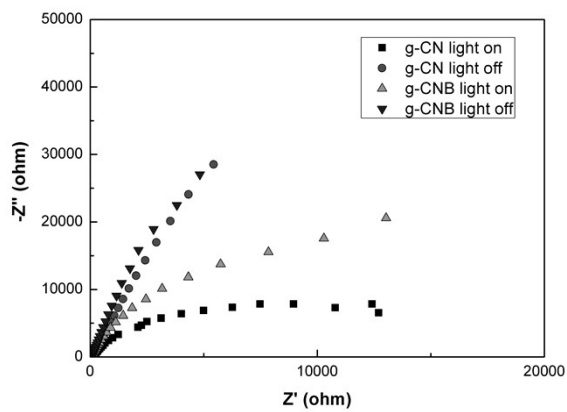


Fig. S8 EIS spectra of g-CN and g-CNB films