

Supplementary Information

Enhanced visible light induced photocatalytic activity on the degradation of organic pollutant by SnO nanoparticles decorated hierarchical ZnO nanostructures

S. Harish^a, J. Archana^{a,b}, M. Navaneethan^{a*}, A. Silambarasan^b, K.D. Nisha^b, S. Ponnusamy^{b**},
C. Muthamizhchelvan^b, H. Ikeda^a, D.K. Aswal^c, Y. Hayakawa^{a***}

^aResearch Institute of Electronics, Shizuoka University, 3-5-1 Johoku, Naka-ku, Hamamatsu, Shizuoka 432-8011, Japan

^bDepartment of Physics and Nanotechnology, SRM University, Kattankulathur, Chennai, 603203, Tamil Nadu, India.

^cNational Physical Laboratory, Dr. K.S. Krishnan Marg, New Delhi – 110012, India.

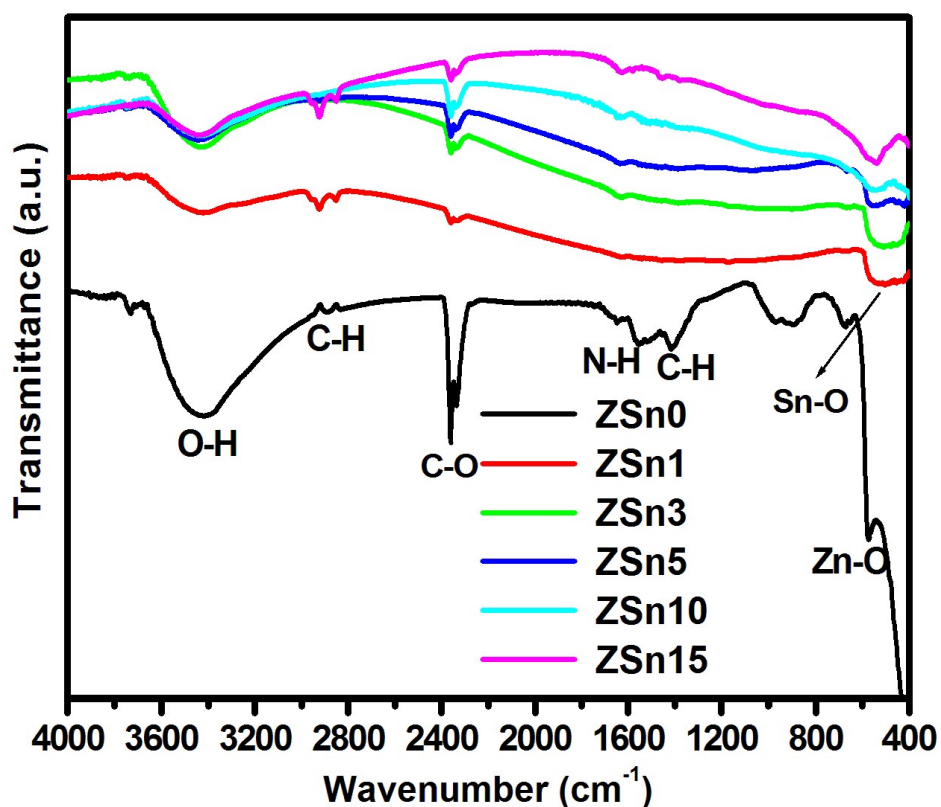


Fig. S1. FTIR spectra of ZnO/SnO nanocomposites.




Fig. S2. EDS elemental mapping of the as-synthesized ZSn15 sample.

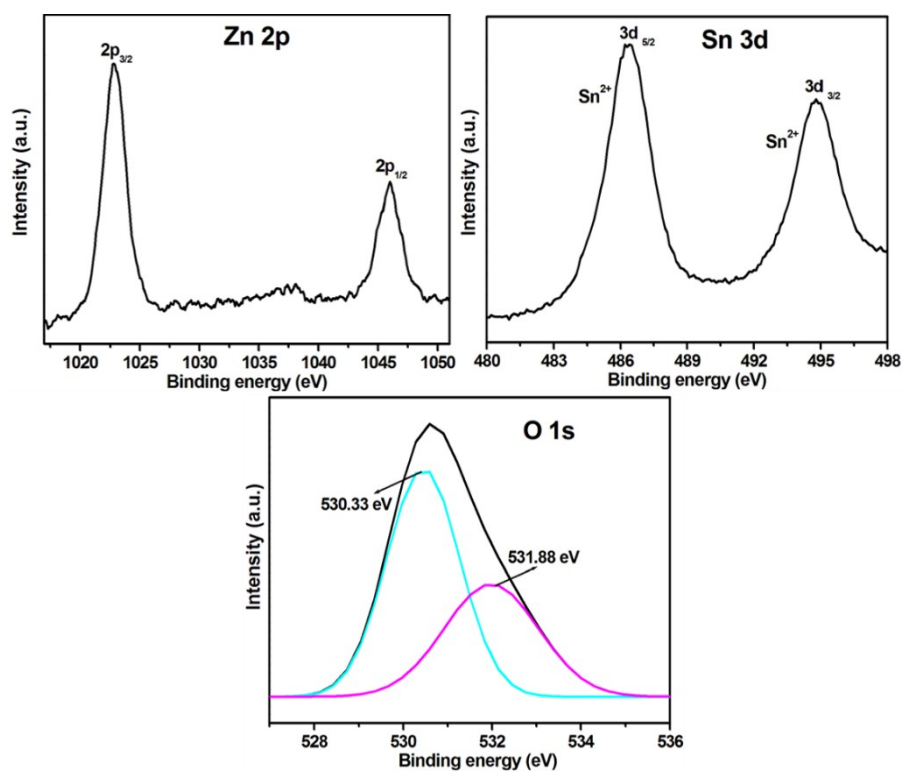


Fig. S3. XPS spectra of (a) Zn 2p state, (b) Sn 3d state and (c) O 1s states of sample ZSn15 after photocatalytic reaction.

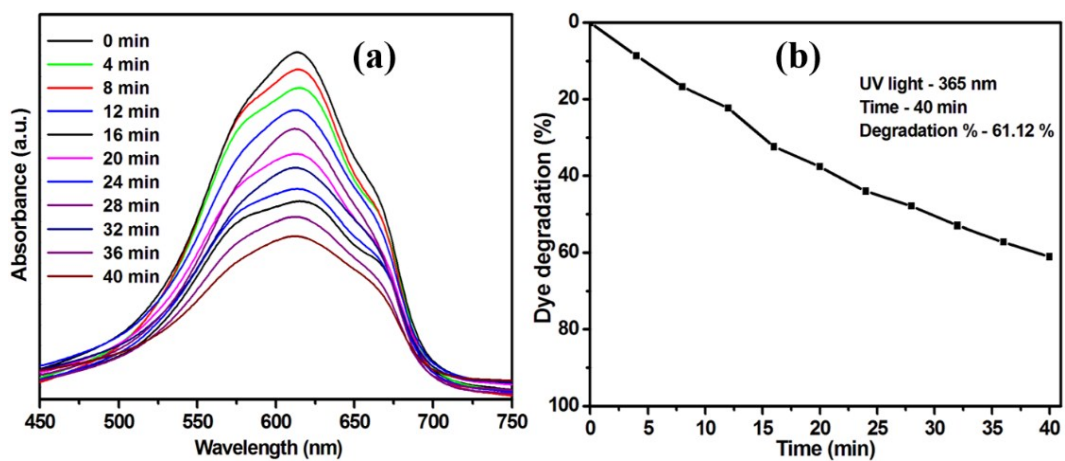


Fig. S4 (a) and (b). Photocatalytic degradation of sample ZSn1 on MB under UV light irradiation.

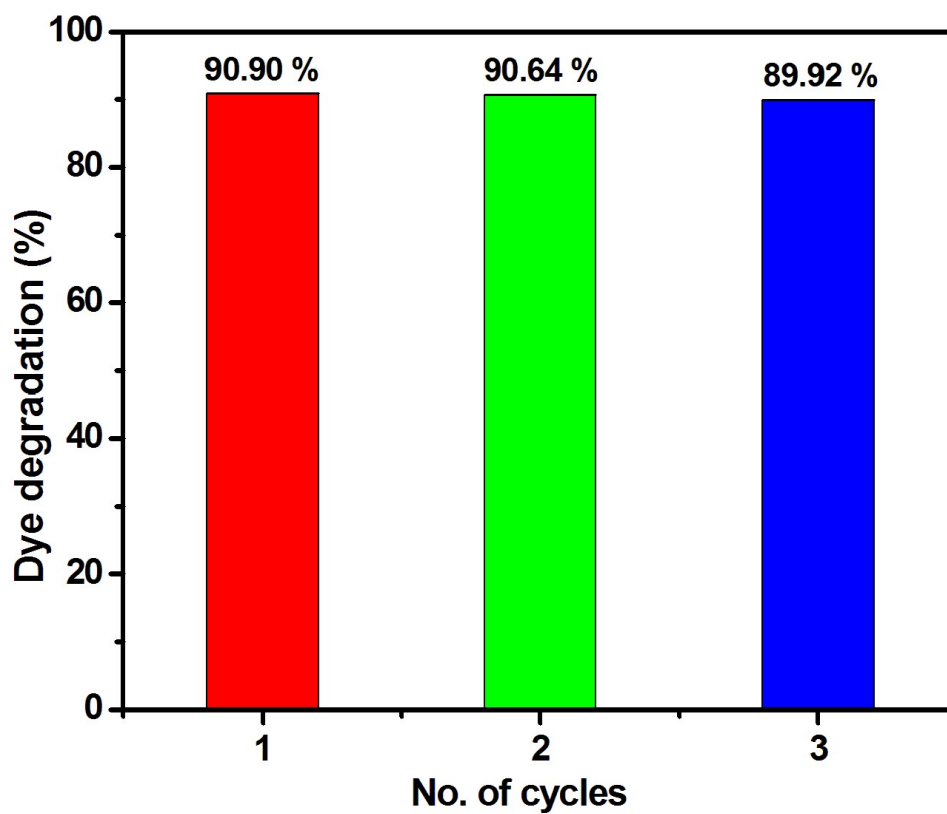


Fig. S5. Reusability of ZnO/SnO photocatalyst

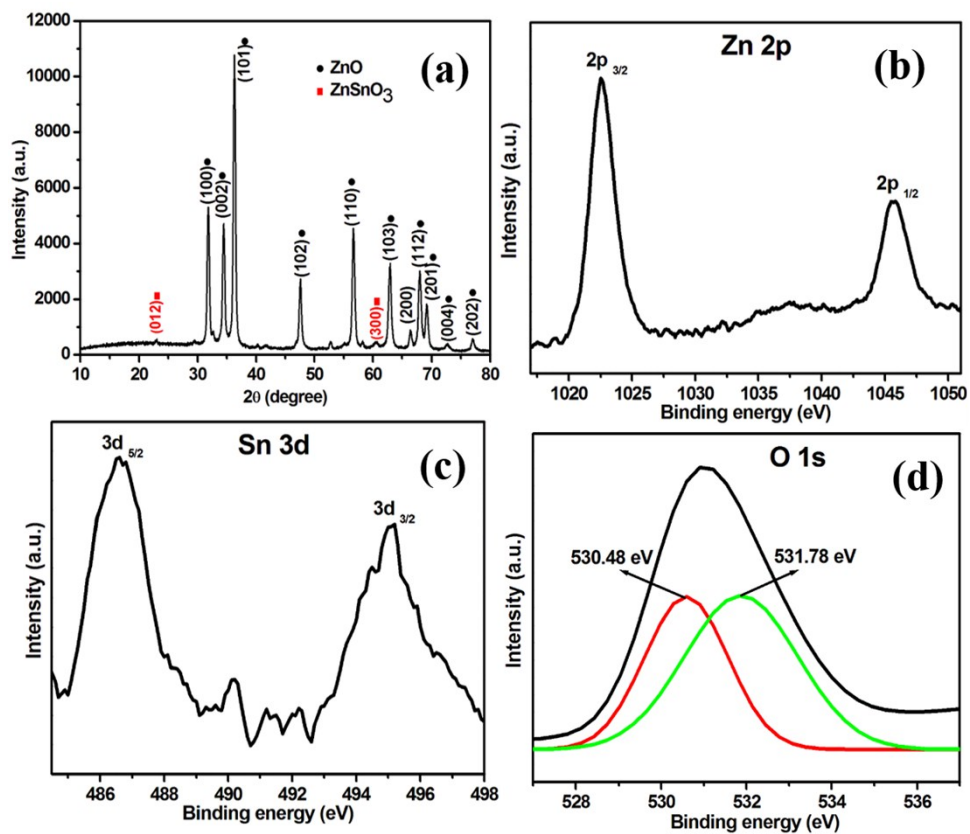


Fig. S6 (a). XRD and XPS spectra of (b) Zn 2p, (c) Sn 3d and (d) O 1s states of sample ZSn1 after photocatalytic reaction.