

## Supplementary Materials

# Solvent Effects on Adsorption Kinetics, Dye Monolayer, and Cell Performance of Porphyrin-sensitized Solar Cells

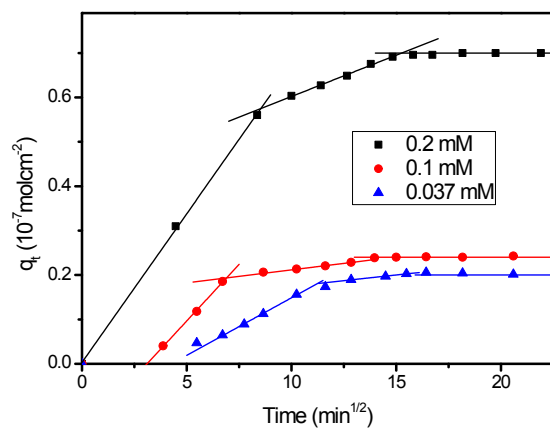
Wenhui Li<sup>†||</sup>, Aili Zhu<sup>†</sup>, Adam Stewart<sup>§</sup>, Zonghao Liu<sup>†</sup>, Yi-Bing Cheng<sup>†‡</sup>, Zhixin Zhao<sup>†\*</sup>,  
Hongshan He<sup>§\*</sup>

<sup>†</sup>Michael Grätzel Center for Mesoscopic Solar Cells, Wuhan National Laboratory for Optoelectronics, School of Optical and Electronic Information, Huazhong University of Science and Technology, Wuhan 430074, P. R. China

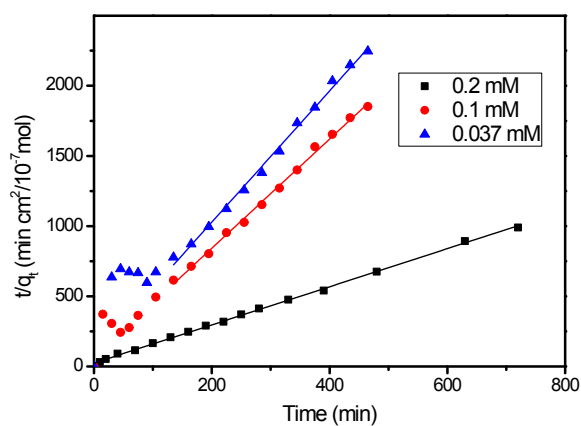
<sup>||</sup>School of Information Engineering, Jiangxi University of Science and Technology, Ganzhou 341000, P. R. China

<sup>§</sup>Department of Chemistry, Eastern Illinois University, Charleston, Illinois 61920, United States

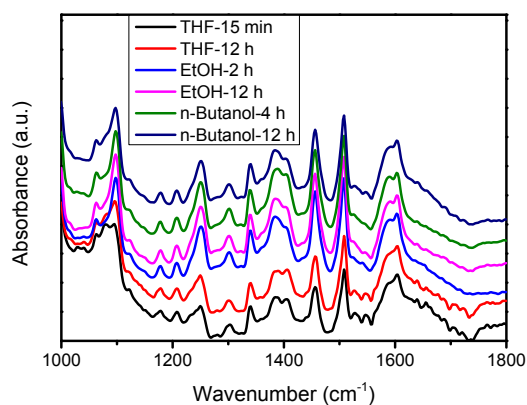
<sup>‡</sup>Department of Materials Engineering, Monash University, Melbourne, Victoria 3800, Australia



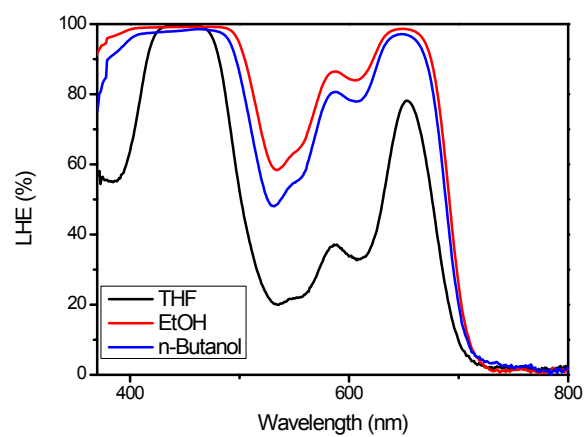
**Figure S1.** Intraparticle model of adsorptions in THF under different initial concentrations.



**Figure S2.** Pseudo-second order model of adsorptions in THF under different initial concentrations.



**Figure S3.** ATR-FTIR spectra of ZZX-N7-coated electrodes obtained from different solvents and loading time.



**Figure S4.** LHE spectra of 8- $\mu$ m-thick transparent ZZX-N7-coated electrodes obtained from different up-taking solvents.