

Supplementary information

## **Spatial-temporal variation, possible sources and soil-air exchange of polychlorinated biphenyls in urban environment in China**

Song Cui<sup>1</sup>, Qiang Fu<sup>1\*</sup>, Yi-Fan Li<sup>2,3,1\*</sup>, Tian-xiao Li<sup>1</sup>, Dong Liu<sup>1</sup>, Wen-cai Dong<sup>1</sup>, Min Wang<sup>1</sup>, Kun-yang Li<sup>1</sup>

Affiliation:

<sup>1</sup> International Joint Research Center for Persistent Toxic Substances (IJRC-PTS), School of Water Conservancy and Civil Engineering, Northeast Agricultural University, Harbin, Heilongjiang, 150030, P. R. China

<sup>2</sup> IJRC-PTS, State Key Laboratory of Urban Water Resource and Environment, Harbin Institute of Technology, Harbin, Heilongjiang, 150090, P. R. China

<sup>3</sup> IJRC-PTS-NA, Toronto, M2N 6X9, Canada

Corresponding author: Qiang FU, International Joint Research Center for Persistent Toxic Substances (IJRC-PTS), School of Water Conservancy and Civil Engineering, Northeast Agricultural University, Harbin, China.

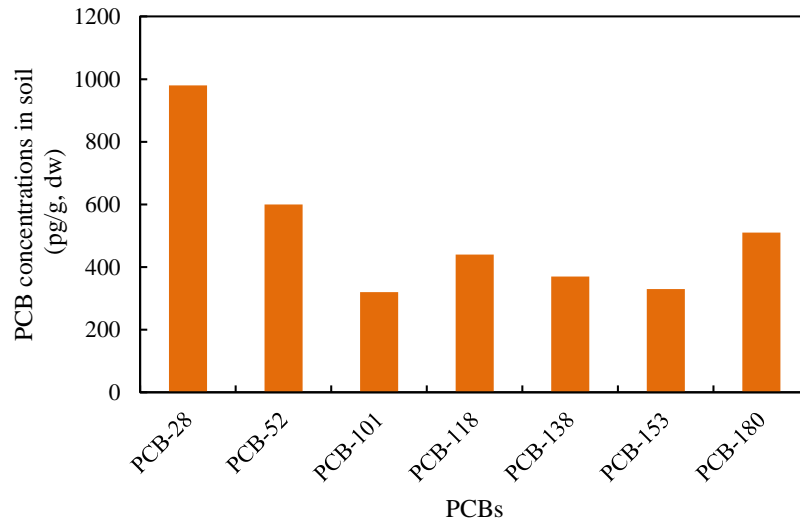
Yi-Fan Li, IJRC-PTS, State Key Laboratory of Urban Water Resource and Environment, Harbin Institute of Technology, Harbin, Heilongjiang, 150090, P. R. China

E-mail address: [ijrc\\_pts\\_neau\\_paper@yahoo.com](mailto:ijrc_pts_neau_paper@yahoo.com) (Qiang Fu);

[ijrc\\_pts\\_hit06@yahoo.com](mailto:ijrc_pts_hit06@yahoo.com) (Yi-Fan Li)

## Soil concentrations of PCBs in 2008

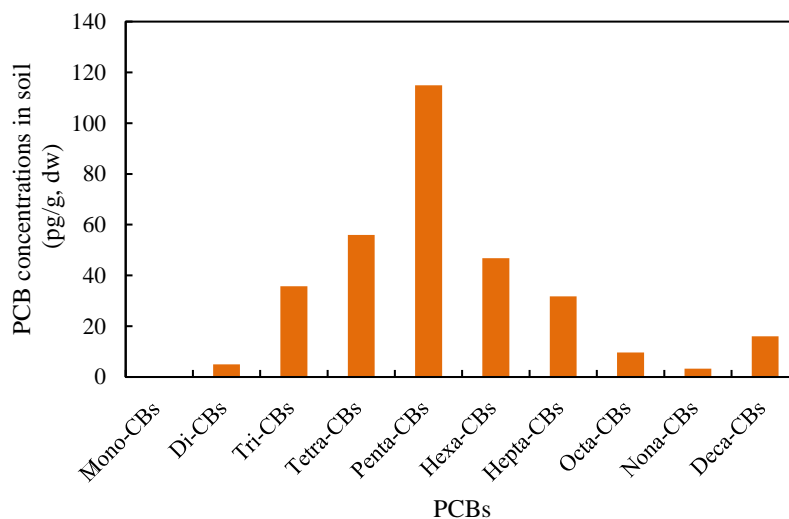
The concentration of PCBs in urban soils of Beijing in 2008 is presented in **Fig. A1** [1].



**Figure A1.** Soil concentrations of indicator PCB congeners in Beijing<sup>[1]</sup>

## Soil concentration of PCBs in 2014

The soil concentration of PCBs in Beijing in 2014 is presented in Fig. A2 [2]. The composition of indicator PCB congeners was determined according to Chinese products containing PCBs [3], which is presented in **Fig. A3**.

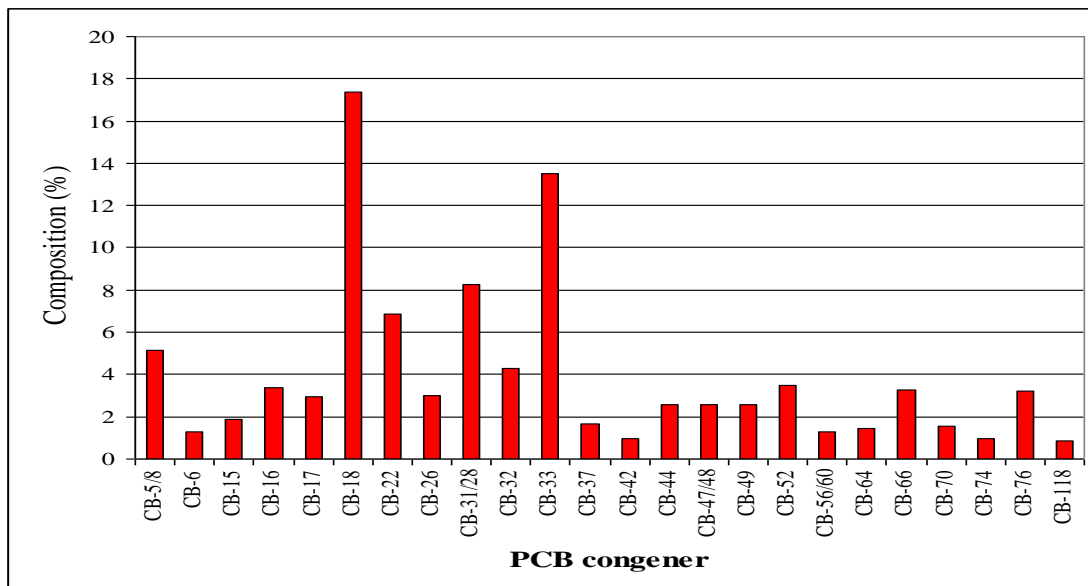


**Figure A2.** Soil concentration of PCBs in Beijing in 2014<sup>[2]</sup>

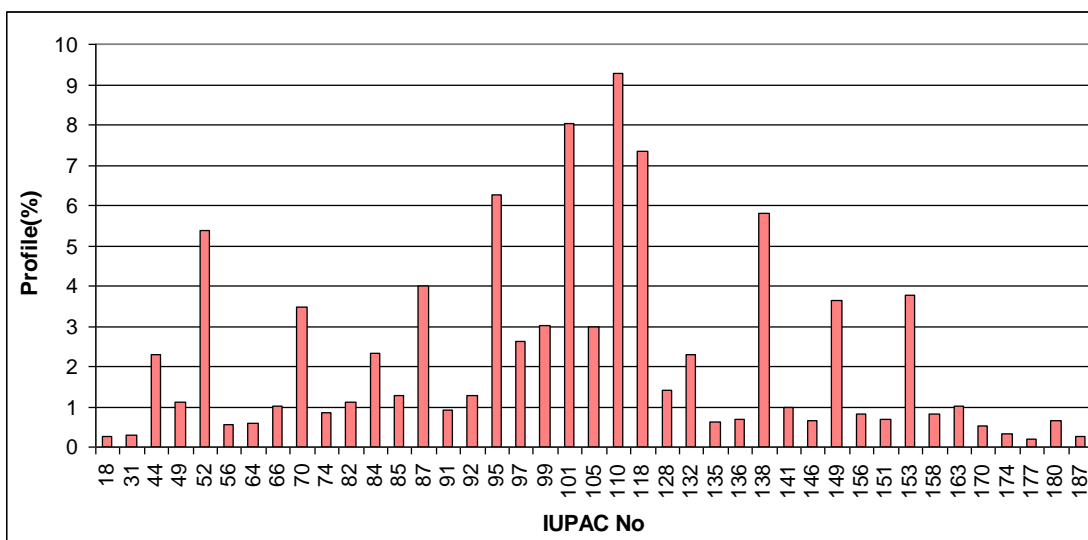
The composition of Chinese produced PCB congeners (%) = the composition of PCB

congeners in Chinese transformer oils (%) $\times 0.9$  + the composition of PCB congeners

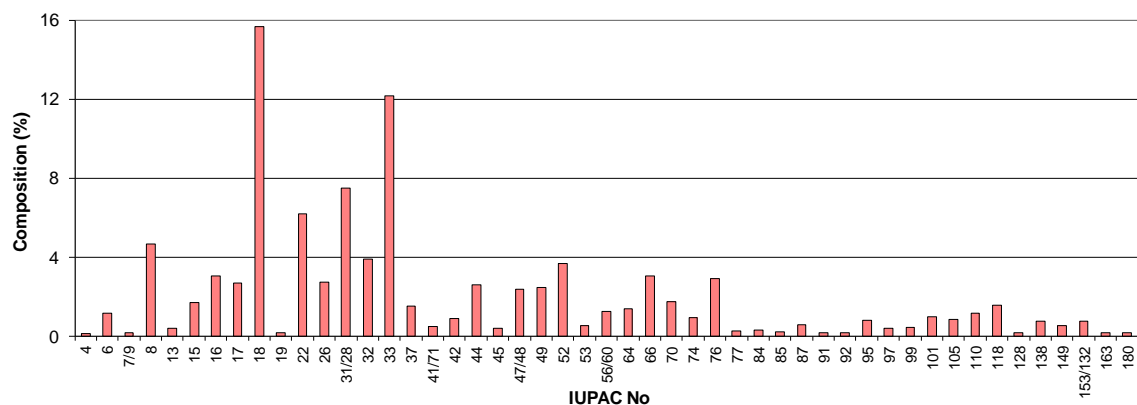
in Aroclor 1254 (%) $\times 0.1$ , these composition are shown in **Fig. 3(a-c)**.



(a)



(b)

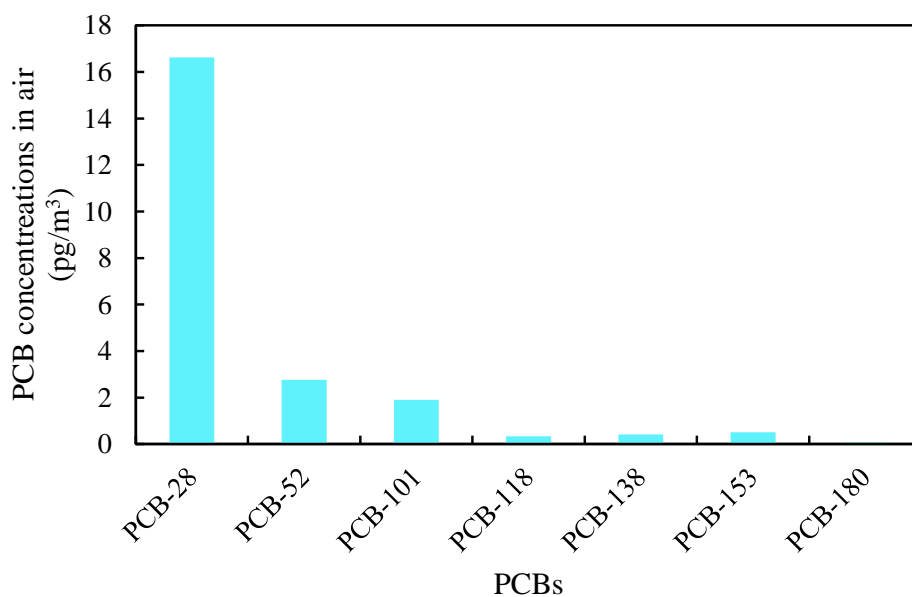


(c)

**Figure A3.** Composition of PCB congeners in (a) Chinese PCB product 1 [3,4]; (b) Chinese PCB product 2 (same as Aroclor 1254); and (c) Chinese PCB product [3,4].

### Air concentration of PCBs in 2013-2014

The air concentration of PCBs in Beijing in 2013-2014 is presented in **Fig. A4** [5].



**Figure A4.** Air concentration of indicator PCB congeners in Beijing in 2013-2014

### References:

- 1 S. Wu, X. Xia, L. Yang, H. Liu, *Chemosphere*, 2011, **82**, 732-738.

- 2 Y. F. Zhang, S .Fu, Y. Dong, H. F. Nie, Z. Li, X. C. Liu, *Bull. Environ. Cont. Toxic.*, 2014, **92**, 466-471.
- 3 Z. Zhang, C. G. Tian, H. L. Jia, Y. F. Li, *J. Nat. Sci. Heilongjiang Univ.*, 2010, **27**, 111-116. (in Chinese)
- 4 Q. L. Jiang, H. Y. Zhou, D. D. Xu, Z. F.Chai, Y. F. Li, *China Environ. Sci.*, 2007, **27**, 608-612. (in Chinese)
- 5 W. Z. Hong, Y. M. Li, L. N. Zhang, J. Bao, P. Wang, C. F. Zhu, Q. H. Zhang, *Environ. Chem.*, 2015, **34**, 410-416. (in Chinese)