

Temperature-controlled solvent-free selective synthesis of *tert*-butyl peresters or acids from benzyl cyanides in the presence of TBHP/Cu(OAc)₂ system

Hajar Hashemi,^[a] Dariush Saberi,^{*[b]} Samira Poursedeghi,^[c] and Khodabakhsh Niknam^{*[a]}

[a] Department of Chemistry, Faculty of Sciences, Persian Gulf University, Bushehr 75169, Iran; E-mail: niknam@pgu.ac.ir

[b] Fisheries and Aquaculture Department, College of Agriculture and Natural Resources, Persian Gulf University, Bushehr 75169, Iran; E. mail: saberi_d@pgu.ac.ir

[c] Chemistry Department, Tarbiat Modares University, P.O. Box 14155-4838 Tehran, Iran.

Outline

- 1. Experimental section including general methods and procedure**
- 2. Spectral data for synthesized compounds**
- 3. References for synthesized compounds**
- 4. Copy of ¹HNMR and ¹³CNMR**

Experimental Section

General methods: All reagents were purchased from commercial suppliers and used without further purification. All experiments were carried out under air atmosphere. Column chromatography was carried out with Merck silica gel 60 (63-200 mesh). Analytical TLC was performed with Merck silica gel 60 F₂₅₄ plates, and the products were visualized by ¹H NMR and ¹³C NMR (400 MHz and 100 MHz, respectively) spectra were recorded in CDCl₃. Chemical shifts (δ) are reported in ppm using TMS as internal standard, and spin-spin coupling constants (J) are given in Hz. IR spectra were recorded on a Perkin-Elmer FT/IR 1760 as KBr pellets. Melting points were determined in open-end capillary tubes on a Büchi B-540 melting point apparatus and are uncorrected.

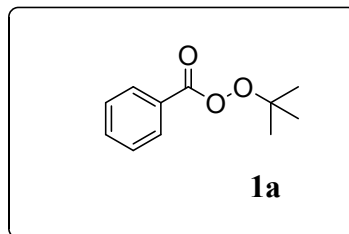
General procedure for the synthesis of tert-butyl peresters **1a-p and acids **2a-p**:** A 10 mL Schlenk tube was charged with benzyl cyanide (1 mmol), Cu(OAc)₂ (18 mg, 10 mol-%), TBHP (70 wt.-% in H₂O, 4.0 mmol), and the mixture was stirred at room temperature for 5 h. Then the reaction mixture was diluted with ethyl acetate (5.0 mL), washed with saturated Na₂SO₃ (2 mL), to consumption of residual TBHP, and dried with Na₂SO₄. The solvent was removed under reduced pressure to give the products. Further purification was achieved by short column chromatography using *n*-hexane/EtOAc as the solvent system to afford the products **1a-p**. The same procedure was used for synthesis of acids except that the reaction was performed at 80 °C. The reaction was quenched with 10% NaHCO₃ solution (5 mL) and EtOAc (5 mL) on completion. The aqueous layer was separated and neutralized with 1M HCl solution. Then the aqueous mixture was extracted three times with EtOAc (3 × 5 mL). The collected organic layers were dried over Na₂SO₄ and the solvent evaporated under reduced pressure.

Procedure for the detection of cyanide by indicator paper:¹ A solution of sodium bicarbonate (5.0 g) and picric acid (0.5 g) in water (100 mL) was used for preparation of picrate paper. After drying the paper, it was cut as strips and inserted into a 10 mL vial with a number of holes. Then the vial was inserted into the rubber stopper. 0.2 g of tartrate solid and 1.5 mL of the reaction solution were added to flask, which was stuffed

by rubber stopper fitted with vial, immediately. The flask was heated in the water bath under 80 °C for 20 minutes. The test paper appeared red proved the existence of CN^- .

1. Spectral data for synthesized compounds

1.1. *t*-Butyl benzoperoxoate (**1a**)²



Yield: 80% (155mg).

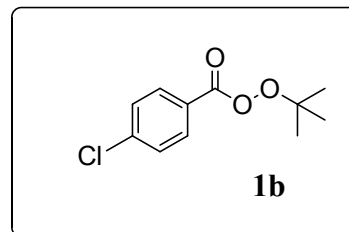
¹H NMR (400 MHz, CDCl₃): δ (ppm) = 7.89 (d, *J* = 7.2 Hz, 2H), 7.59 (t, *J* = 7.2 Hz, 1H), 7.39 (t, *J* = 7.6 Hz, 2H), 1.35 (s, 9H).

¹³C NMR (100 MHz, CDCl₃): δ (ppm) = 164.4, 133.4, 129.1, 128.6, 127.7, 84.0, 26.3.

Anal. Calcd for C₁₁H₁₄O₃ (194.23): C, 68.02; H, 7.27. Found: C, 68.12; H, 7.31.

IR (KBr, cm⁻¹): ν 1757.

1.2. *t*-Butyl 4-chlorobenzoperoxoate (**1b**)²



Yield: 85% (194 mg).

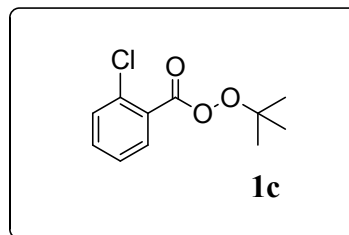
¹H NMR (400 MHz, CDCl₃): δ (ppm) = 7.90 (d, *J* = 8.4 Hz, 2H), 7.44 (d, *J* = 8.4 Hz, 2H), 1.40 (s, 9H).

¹³C NMR (100 MHz, CDCl₃): δ (ppm) = 163.9, 140.3, 130.9, 129.4, 126.5, 84.6, 26.6.

Anal. Calcd for C₁₁H₁₃ClO₃ (228.67): C, 57.78; H, 5.73. Found: C, 57.85; H, 5.76.

IR (KBr, cm⁻¹): ν 1752.

1.3. *t*-Butyl 2-chlorobenzoperoxoate (**1c**)³



Yield: 82% (187 mg).

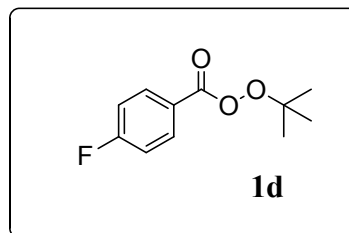
^1H NMR (400 MHz, CDCl_3): δ (ppm) = 7.72-7.70 (m, 1H), 7.56 (d, J = 0.8 Hz, 1H), 7.55-7.54 (m, 1H), 7.47-7.42 (m, 1H), 1.42 (s, 9H).

^{13}C NMR (100 MHz, CDCl_3): δ (ppm) = 163.1, 133.00, 132.6, 131.6, 131.00, 130.9, 127.8, 82.7, 26.2.

Anal. Calcd for $\text{C}_{11}\text{H}_{13}\text{ClO}_3$ (228.67): C, 57.78; H, 5.73. Found: C, 57.85; H, 5.76.

IR (KBr, cm^{-1}): ν 1768.

1.4. *t*-Butyl 4-fluorobenzoyl peroxide (**1d**)²



Yield: 82% (174 mg).

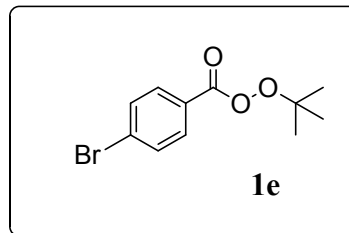
^1H NMR (400 MHz, CDCl_3): δ (ppm) = 8.04-8.00 (m, 2H), 7.20-7.15 (m, 2H), 1.46 (s, 9H).

^{13}C NMR (100 MHz, CDCl_3): δ (ppm) = 167.3, 165.3, 163.9, 132.2, 132.1, 124.3, 116.4, 116.2, 84.5, 26.7.

Anal. Calcd for $\text{C}_{11}\text{H}_{13}\text{FO}_3$ (212.22): C, 62.26; H, 6.12. Found: C, 62.18; H, 6.08.

IR (KBr, cm^{-1}): ν 1760.

1.5. *t*-Butyl 4-bromobenzoyl peroxide (**1e**)³



Yield: 80% (218 mg).

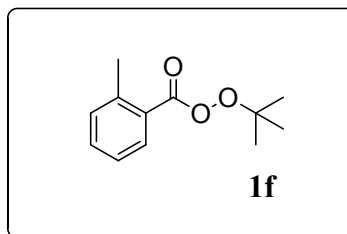
^1H NMR (400 MHz, CDCl_3): δ (ppm) = 7.81 (d, J = 8.4 Hz, 2H), 7.53 (d, J = 8.4 Hz, 2H), 1.40 (s, 9H).

^{13}C NMR (100 MHz, CDCl_3): δ (ppm) = 164.1, 132.7, 132.4, 131.03, 128.95, 84.64, 26.66.

Anal. Calcd for $\text{C}_{11}\text{H}_{13}\text{BrO}_3$ (273.12): C, 48.37; H, 4.80. Found: C, 48.40; H, 4.83.

IR (KBr, cm^{-1}): ν 1766.

1.6. *t*-Butyl 2-chlorobenzoperoxoate (**1f**)³



Yield: 70% (160 mg).

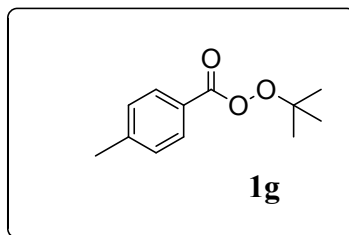
^1H NMR (400 MHz, CDCl_3): δ (ppm) = 7.72-7.70 (m, 1H), 7.56 (d, J = 0.8 Hz, 1H), 7.55-7.54 (m, 1H), 7.47-7.42 (m, 1H), 1.42 (s, 9H).

^{13}C NMR (100 MHz, CDCl_3): δ (ppm) = 163.1, 133.00, 132.6, 131.6, 131.00, 130.9, 127.8, 82.7, 26.2.

Anal. Calcd for $\text{C}_{11}\text{H}_{13}\text{ClO}_3$ (228.67): C, 57.78; H, 5.73. Found: C, 57.85; H, 5.76.

IR (KBr, cm^{-1}): ν 1768.

1.7. *t*-Butyl 4-chlorobenzoperoxoate (**1g**)²



Yield: 75% (171 mg).

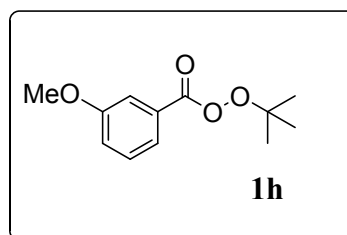
^1H NMR (400 MHz, CDCl_3): δ (ppm) = 7.90 (d, J = 8.4 Hz, 2H), 7.44 (d, J = 8.4 Hz, 2H), 1.40 (s, 9H).

^{13}C NMR (100 MHz, CDCl_3): δ (ppm) = 163.9, 140.3, 130.9, 129.4, 126.5, 84.6, 26.6.

Anal. Calcd for $\text{C}_{11}\text{H}_{13}\text{ClO}_3$ (228.67): C, 57.78; H, 5.73. Found: C, 57.85; H, 5.76.

IR (KBr, cm^{-1}): ν 1752.

1.8. *t*-Butyl 3-methoxybenzoate (1h)



Yield: 68% (152 mg).

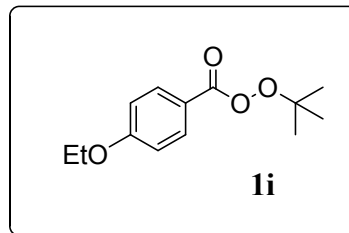
^1H NMR (400 MHz, CDCl_3): δ (ppm) = 7.46 (d, J = 7.6 Hz, 1H), 7.40 (s, 1H), 7.29 (t, J = 8.0 Hz, 1H), 7.05 (dd, J_1 = 8.2 Hz, J_2 = 2.0 Hz, 1H), 3.78 (s, 3H), 1.34 (s, 9H).

^{13}C NMR (100 MHz, CDCl_3): δ (ppm) = 164.3, 159.7, 129.7, 128.9, 121.3, 119.6, 113.9, 84.03, 55.47, 26.25.

Anal. Calcd for $\text{C}_{12}\text{H}_{16}\text{O}_4$ (224.25): C, 64.27; H, 7.19. Found: C, 64.42; H, 7.23.

IR (KBr, cm^{-1}): ν 1769.

1.9. *t*-Butyl 4-ethoxybenzoate (1i)



Yield: 68% (162 mg).

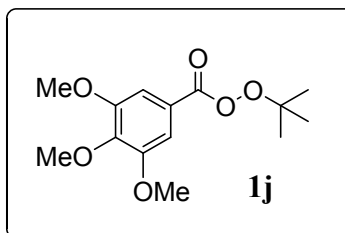
^1H NMR (400 MHz, CDCl_3): δ (ppm) = 7.82 (d, $J = 9.2$ Hz, 2H), 6.84 (d, $J = 8.8$ Hz, 2H), 4.01 (q, $J = 7.2$ Hz, 2H), 1.36 (t, $J = 7.2$ Hz, 3H), 1.33 (s, 9H).

^{13}C NMR (100 MHz, CDCl_3): δ (ppm) = 164.31, 163.06, 131.19, 119.60, 114.35, 83.77, 63.77, 26.27, 14.65.

Anal. Calcd for $\text{C}_{13}\text{H}_{18}\text{O}_4$ (238.28): C, 65.53; H, 7.61. Found: C, 65.59; H, 7.68.

IR (KBr, cm^{-1}): ν 1754.

1.10. *t*-Butyl 3,4,5-trimethoxybenzoate (1j)



Yield: 50% (142 mg).

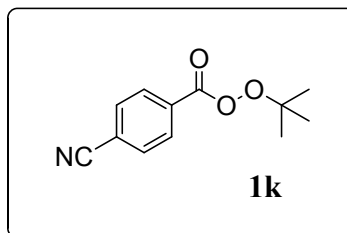
^1H NMR (400 MHz, CDCl_3): δ (ppm) = 7.13 (s, 2H), 3.84 (s, 9H), 1.34 (s, 9H).

^{13}C NMR (100 MHz, CDCl_3): δ (ppm) = 164.21, 153.14, 142.60, 122.50, 106.74, 106.45, 84.12, 60.96, 56.30, 26.28

Anal. Calcd for $\text{C}_{14}\text{H}_{20}\text{O}_6$ (284.31): C, 59.14; H, 7.09. Found: C, 58.98; H, 7.00.

IR (KBr, cm^{-1}): ν 1765.

1.11. *t*-butyl 4-cyanobenzoate (1k)



Yield: 65% (142 mg).

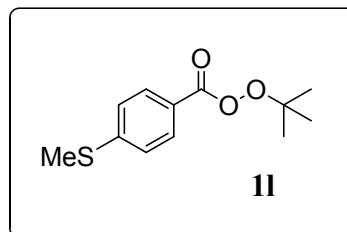
^1H NMR (400 MHz, CDCl_3): δ (ppm) = 6.47-6.48 (m, 1H), 7.26-7.49 (m, 3H), 7.64-7.74 (m, 3H), 7.93-7.95 (m, 1H).

^{13}C NMR (100 MHz, CDCl_3): δ (ppm) = 107.6, 115.2, 126.2, 126.5, 129.2, 140.2, 141.0.

Anal. Calcd for $\text{C}_{12}\text{H}_{13}\text{NO}_3$ (219.24): C, 65.74; H, 5.98; N, 6.39. Found: C, 65.70; H, 5.99; N, 6.42.

IR (KBr, cm^{-1}): ν 1767.

1.12. *t*-Butyl 4-(methylthio)benzoperoxoate (**1l**)²



Yield: 60% (144 mg).

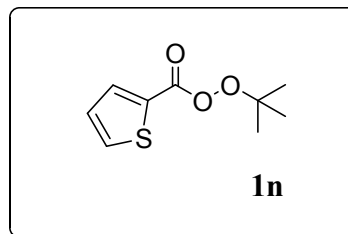
^1H NMR (400 MHz, CDCl_3): δ (ppm) = ^1H NMR (400 MHz, CDCl_3): δ 7.78 (d, J = 8.4 Hz, 2H), 7.19 (d, J = 8.4 Hz, 2H), 2.44 (s, 3H), 1.34 (s, 9H).

^{13}C NMR (100 MHz, CDCl_3): δ (ppm) = 164.2, 146.3, 129.4, 125.1, 123.8, 83.9, 26.3, 14.8.

Anal. Calcd for $\text{C}_{12}\text{H}_{16}\text{O}_3\text{S}$ (240.32): C, 59.97; H, 7.66; N, 6.71, S, 13.34. Found: C, 60.02; H, 6.73, S, 13.39.

IR (KBr, cm^{-1}): ν 1748.

1.13. *tert*-Butyl thiophene-2-carboxylate (**1n**)³



Yield: 78% (156 mg).

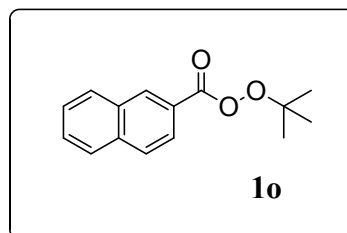
¹H NMR (400 MHz, CDCl₃): δ (ppm) = 7.73 (dd, *J*₁ = 4.0 Hz, *J*₂ = 1.2 Hz, 1H), 7.54 (dd, *J*₁ = 4.8 Hz, *J*₂ = 1.2 Hz, 1H), 7.07-7.05 (m, 1H), 1.35 (s, 9H).

¹³C NMR (100 MHz, CDCl₃): δ (ppm) = 160.4, 133.8, 132.8, 129.3, 127.8, 84.3, 26.2.

Anal. Calcd for C₉H₁₂O₃S (200.25): C, 53.98; H, 6.04; S, 16.01. Found: C, 54.03; H, 6.06; S, 16.05.

IR (KBr, cm⁻¹): ν 1750.

1.14. *t*-Butyl naphthalene-2-carboxylate (**1o**)³



Yield: 78% (190 mg).

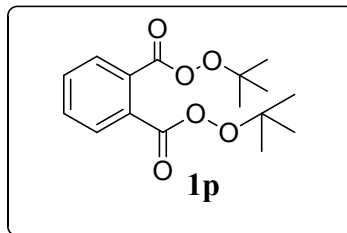
¹H NMR (400 MHz, CDCl₃): δ (ppm) = ¹H NMR (400 MHz, CDCl₃): δ 8.55 (s, 1H), 7.99-7.96 (m, 2H), 7.92-7.88 (m, 2H), 7.64-7.55 (m, 2H), 1.49 (s, 9H)

¹³C NMR (100 MHz, CDCl₃): δ (ppm) = 164.6, 135.6, 132.4, 130.8, 129.3, 128.6, 128.5, 127.8, 126.9, 124.9, 124.5, 84.1, 26.3.

Anal. Calcd for C₁₅H₁₆O₃ (244.29): C, 73.75; H, 6.60; N, 5.71. Found: C, 74.00; H, 5.81.

IR (KBr, cm⁻¹): ν 1745.

1.15. 1,2-di-*t*-Butyl benzoperoxoate (**1p**)



Yield: 60% (186 mg).

^1H NMR (400 MHz, CDCl_3): δ (ppm) = 8.04-8.00 (m, 2H), 7.20-7.15 (m, 2H), 1.46 (s, 9H).

^{13}C NMR (100 MHz, CDCl_3): δ (ppm) = 167.3, 165.3, 163.9, 132.2, 132.1, 124.3, 116.4, 116.2, 84.5, 26.7.

Anal. Calcd for $\text{C}_{16}\text{H}_{22}\text{O}_6$ (310.14): C, 61.92; H, 7.15. Found: C, 61.98; H, 7.15.

IR (KBr, cm^{-1}): ν 1762.

1.16. Benzoic acid (CAS No. 65-85-0) (2a)⁶

The general procedure afforded 103 mg (85%) of the title compound. The melting point (124-126 °C) and IR (KBr, cm^{-1}): 3001, 1686, 1450, 720, 650.

1.17. 4-Chlorobenzoic acid (CAS No. 74-11-3) (2b)⁶

The general procedure afforded 130 mg (83%) of the title compound. The melting point (239-241 °C) and IR (KBr, cm^{-1}): 2981, 1678, 1460, 1115, 847.

1.18. 2-Chlorobenzoic acid (CAS No. 118-91-2) (2c)⁵

The general procedure afforded 125 mg (80%) of the title compound. The melting point (137-139 °C) and IR (KBr, cm^{-1}): 3010, 1691, 1460, 1110, 749.

1.19. 4-Fluorobenzoic acid (CAS No. 456-22-4) (2d)⁴

The general procedure afforded 109 mg (78%) of the title compound. The melting point (184-186 °C) and IR (KBr, cm^{-1}): 3009, 1689, 1462, 1212, 841.

1.20. 4-Bromobenzoic acid (CAS No. 586-76-5) (2e)⁶

The general procedure afforded 161 mg (80%) of the title compound. The melting point (250-252 °C) and IR (KBr, cm^{-1}): 3007, 1689, 1458, 1052, 850.

1.21. 2-Methylbenzoic acid (CAS No. 118-90-1) (2f)⁵

The general procedure afforded 95 mg (70%) of the title compound. The melting point (102-104 °C) and IR (KBr, cm^{-1}): 3091, 2982, 1680, 1451, 750.

1.22. 4-Methylbenzoic acid (CAS No. 99-94-5) (2g)⁶

The general procedure afforded 115 mg (85%) of the title compound. The melting point (180-182 °C) and IR (KBr, cm⁻¹): 3095, 2984, 1683, 1455, 820

1.23. 3-Methoxybenzoic acid (CAS No. 586-38-9) (2h)⁵

The general procedure afforded 111 mg (73%) of the title compound. The melting point (106-107 °C) and IR (KBr, cm⁻¹): 3027, 3010, 1702, 1466, 1260, 1045, 760, 690.

1.24. 4-Ethoxybenzoic acid (CAS No. 619-86-3) (2i)

The general procedure afforded 144 mg (68%) of the title compound. The melting point (200-202 °C). and IR (KBr, cm⁻¹): 3020, 2989, 2950, 1681, 1456, 1465, 1258, 1054, 847.

1.25. 3,4,5-Trimethoxybenzoic acid (CAS No. 118-41-2) (2j)⁷

The general procedure afforded 144 mg (68%) of the title compound. The melting point (171-173 °C) and IR (KBr, cm⁻¹): 3027, 3015, 1705, 1669, 1466, 1265, 1046.

1.26. 4-Cynaobenzoic acid (CAS No. 619-65-8) (2k)

The general procedure afforded 92 mg (65%) of the title compound. The melting point (219-221 °C) and IR (KBr, cm⁻¹): 3018, 2225, 1705, 1449, 1490, 851.

1.26. 4-(Methylthio)benzoic acid (CAS No. 13205-48-6) (2l)

The general procedure afforded 101 mg (60%) of the title compound. The melting point (195-197 °C)). and IR (KBr, cm⁻¹): 3015, 2990, 1680, 1456, 851.

1.29. 2-Thiophenecarboxylic acid (CAS No. 527-72-0) (2n)⁴

The general procedure afforded 117 mg (70%) of the title compound. The melting point (123-125 °C) and IR (KBr, cm⁻¹): 2998, 1682, 1450.

1.28. 2-Naphthoic acid (CAS No. 93-09-4) (2o)

The general procedure afforded 146 mg (85%) of the title compound. The melting point (190-192 °C) and IR (KBr, cm⁻¹): 3112, 2998, 1678, 1452.

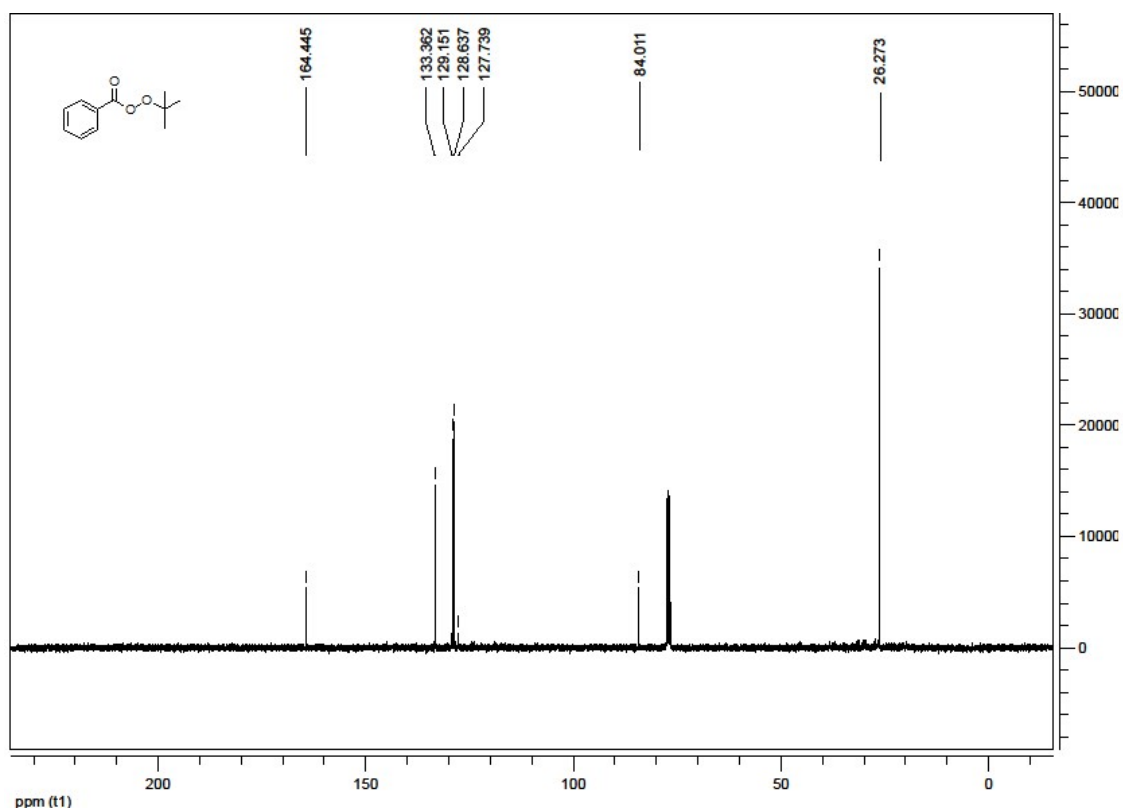
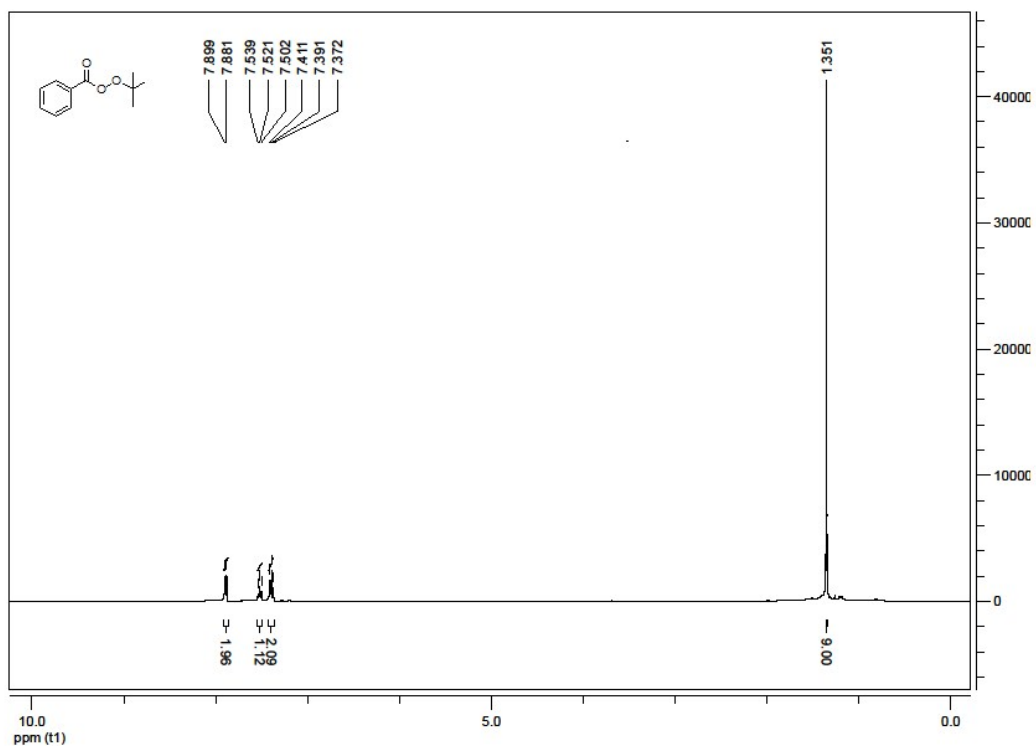
1.30. Benzen-1,2-dicarboxylic acid (CAS No. 88-99-3) (2p)

The general procedure afforded 99 mg (60%) of the title compound. The melting point (210-212 °C) and IR (KBr, cm⁻¹): 3115, 1696, 1448, 750.

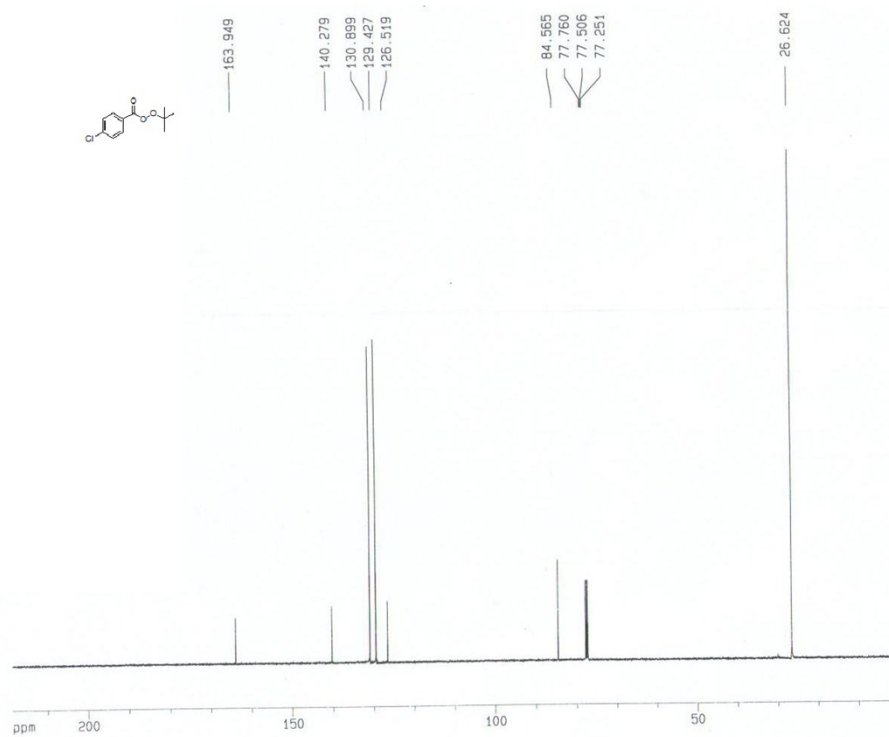
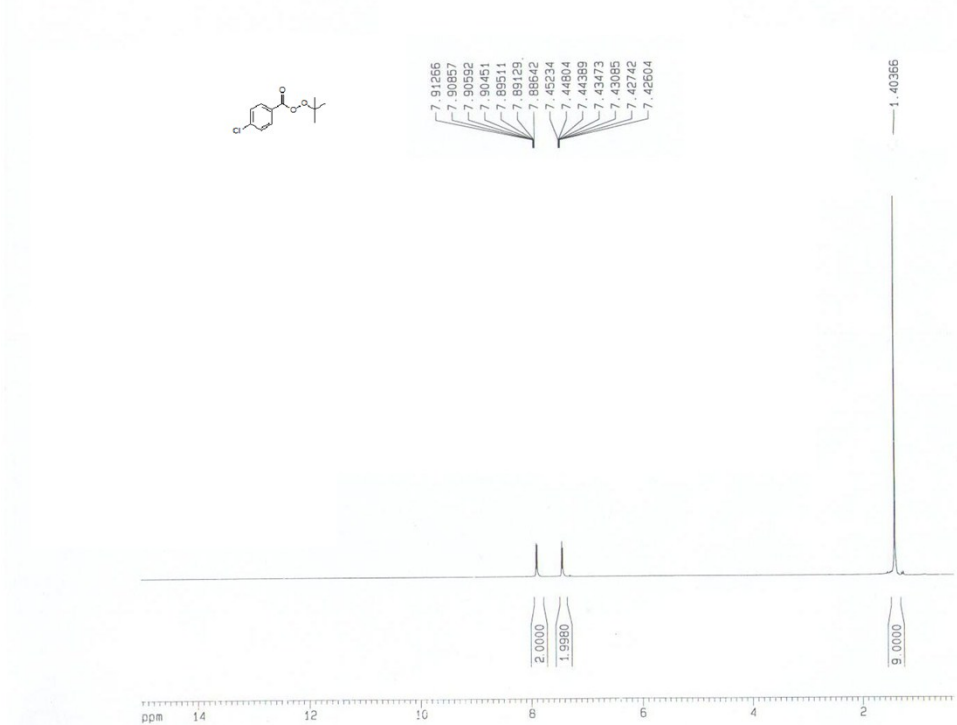
References

1. Q. Wen, J. Jin, Y. Mei, P. Lu and Y. Wang, *Eur. J. Org. Chem.* 2013, 4032.
2. W. Wei, C. Zhang, Y. Xu, X. Wan, *Chem. Commun.* **2011**, 47, 10827–10829.
3. H. Zhanga, D. Q. Dong, S. H. Hao, Z. Li. Wanga, *RSC. Adv.* **2016**, 6, 8465-8468.
4. L. Tang, X. Guo, Y. Li, S. Zhang, Z. Zha, Z. Wang, *Chem. Commun.* **2013**, 49, 5213-5215.
5. S. M. Kim, D. W. Kim, J. W. Yang, *Org. Lett.* **2014**, 16, 2876-2879
6. V. Nair, V. Varghese, R. R. Paul, A. Jose, C. R. Sinu, R. S. Menon, *Org. Lett.* **2010**, 12, 2653-2655.
7. R. K. Sodhi, S. Paul, J. H. Clark, *Green Chem.* **2012**, 14, 1649-1656.

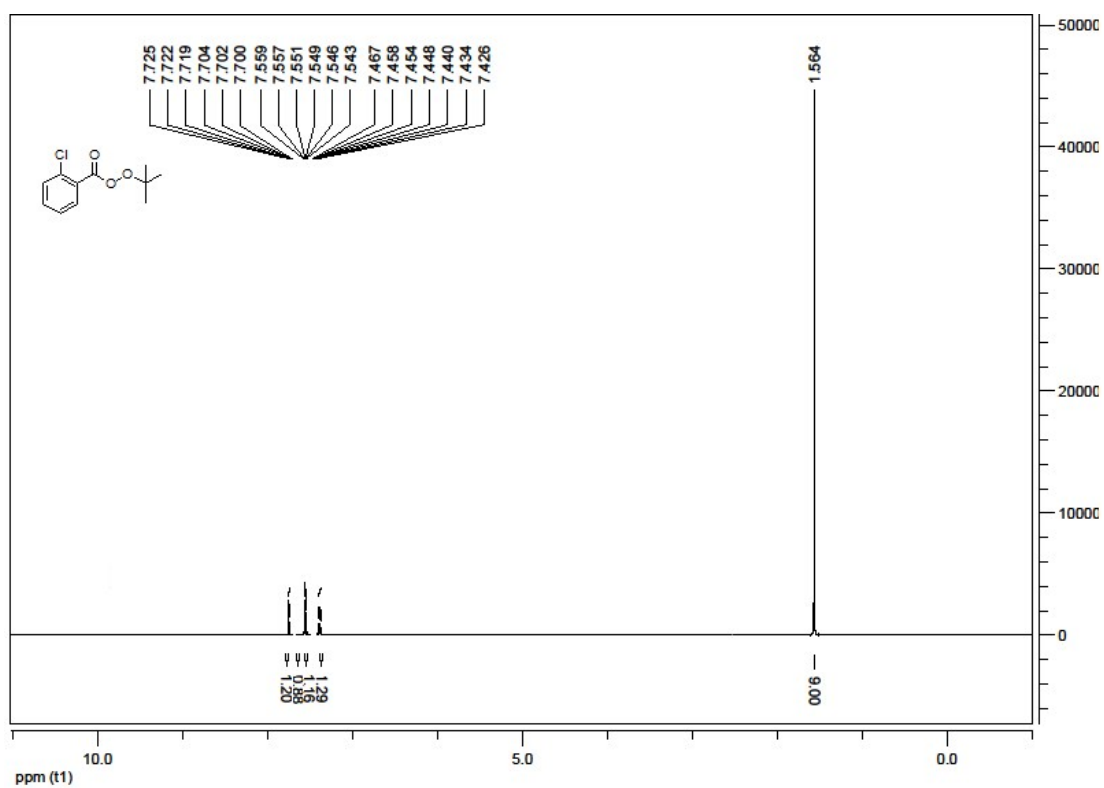
3.1. 1-*t*-Butyl benzperoxoate (1a).

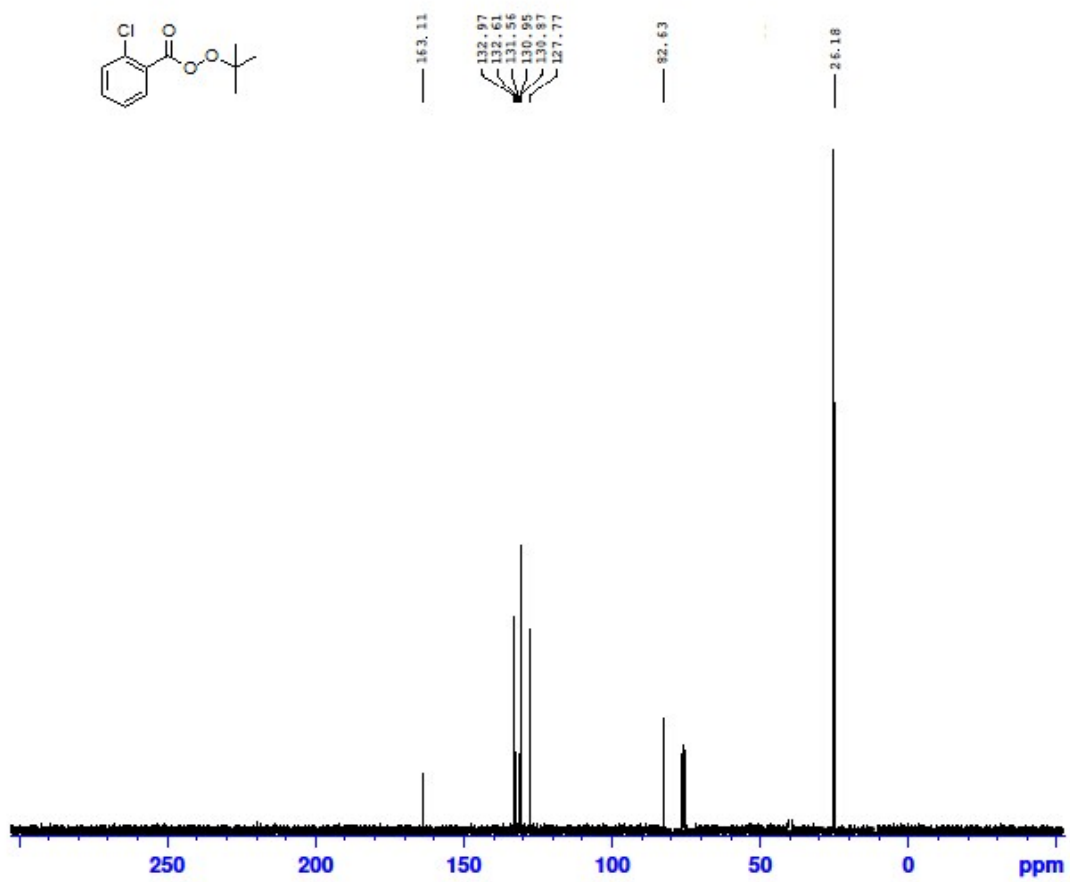
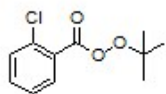


3.1.2. *t*-Butyl 4-chlorobenzoperoxoate (1b)

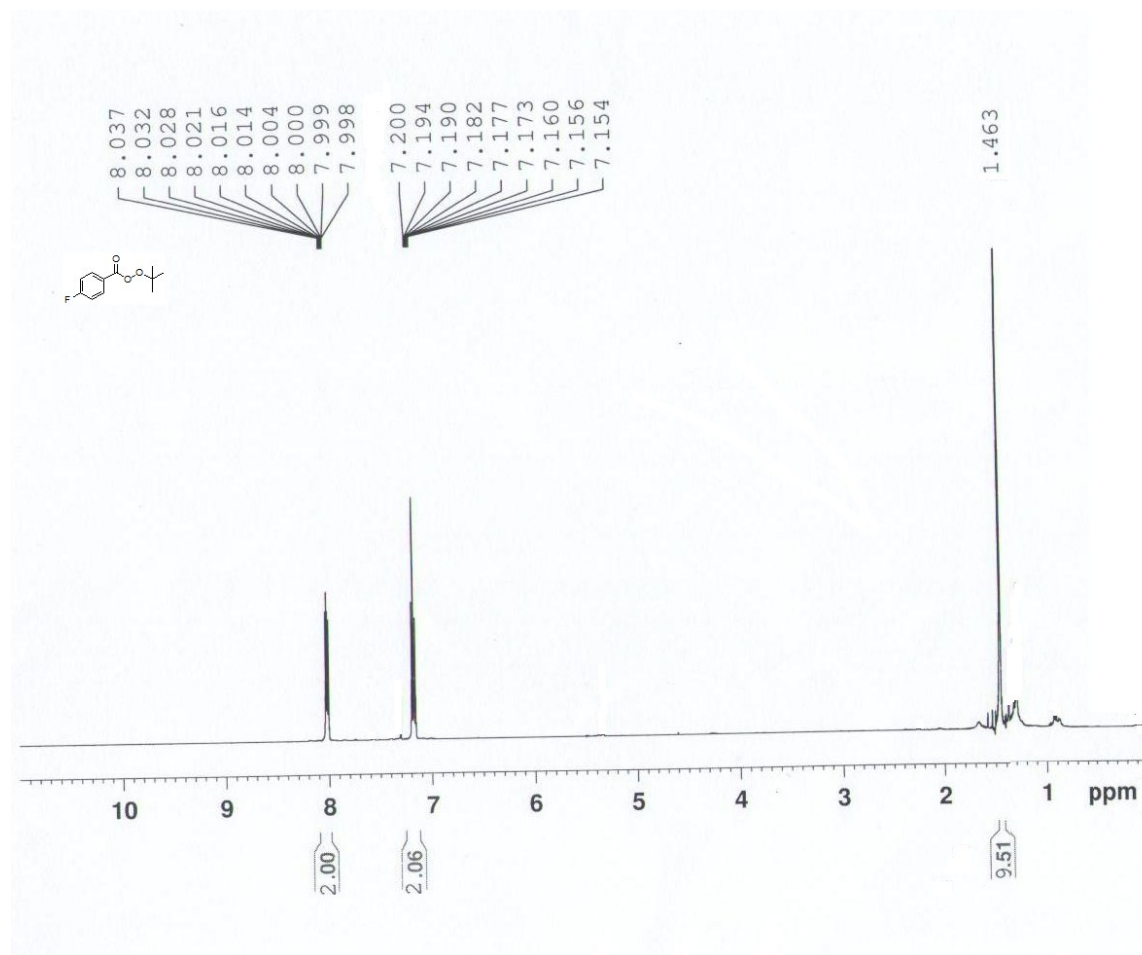


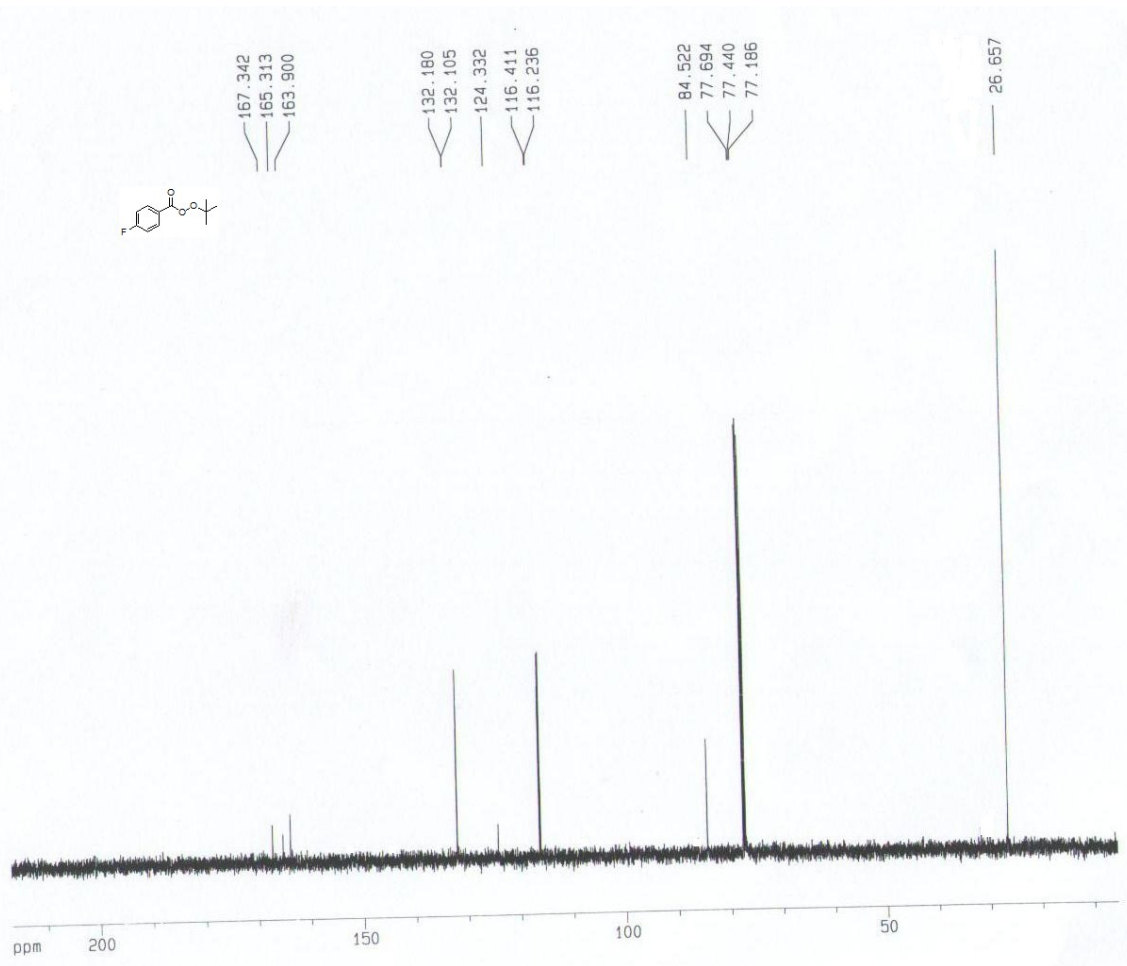
3.1.3. *t*-Butyl 2-chlorobenzperoxoate (1c)



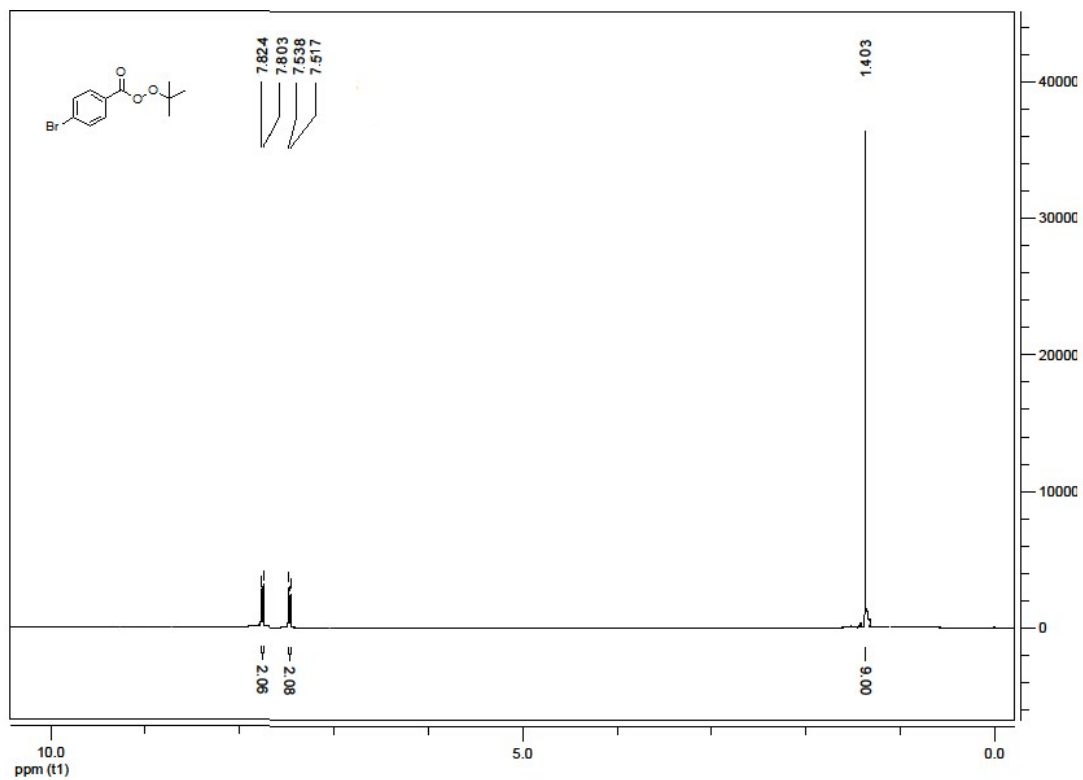


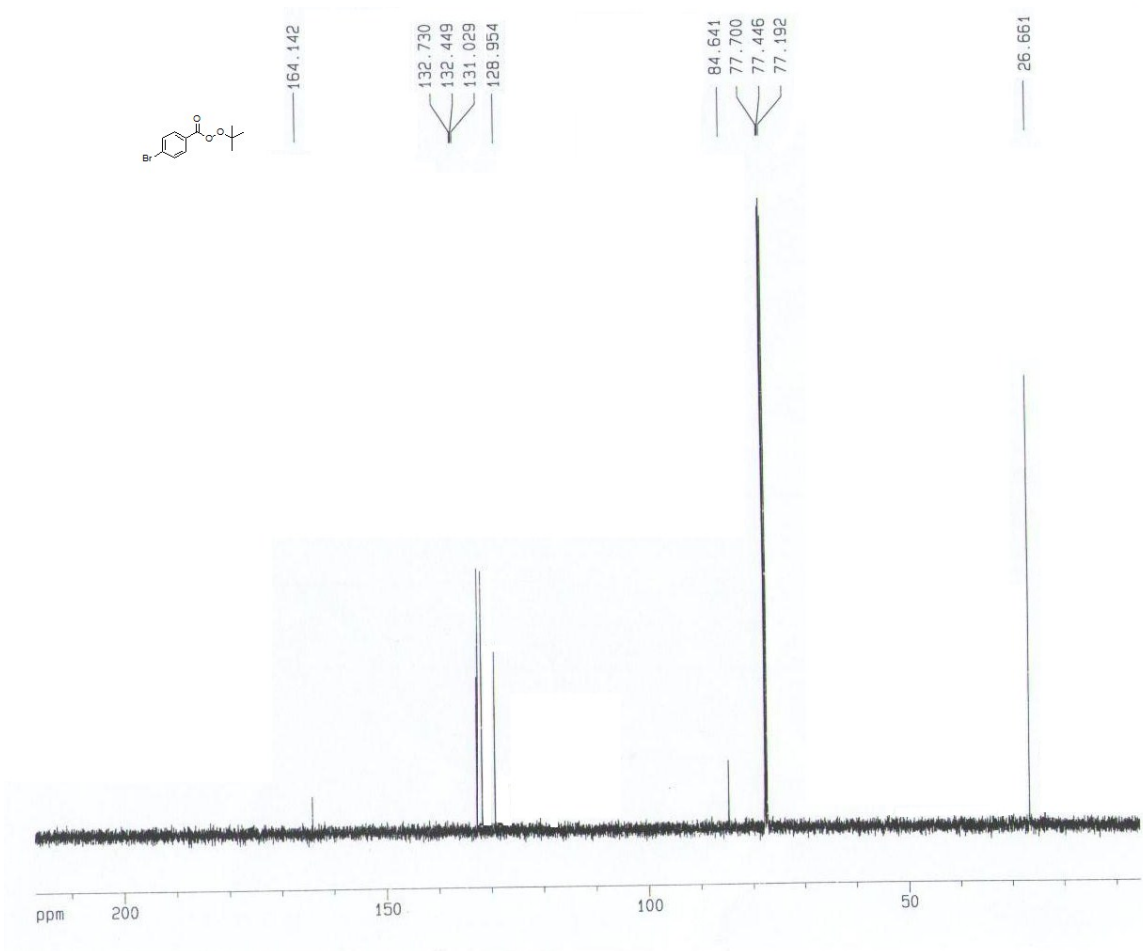
3.1.4. *t*-Butyl 4-fluorobenzoperoxoate (1d)



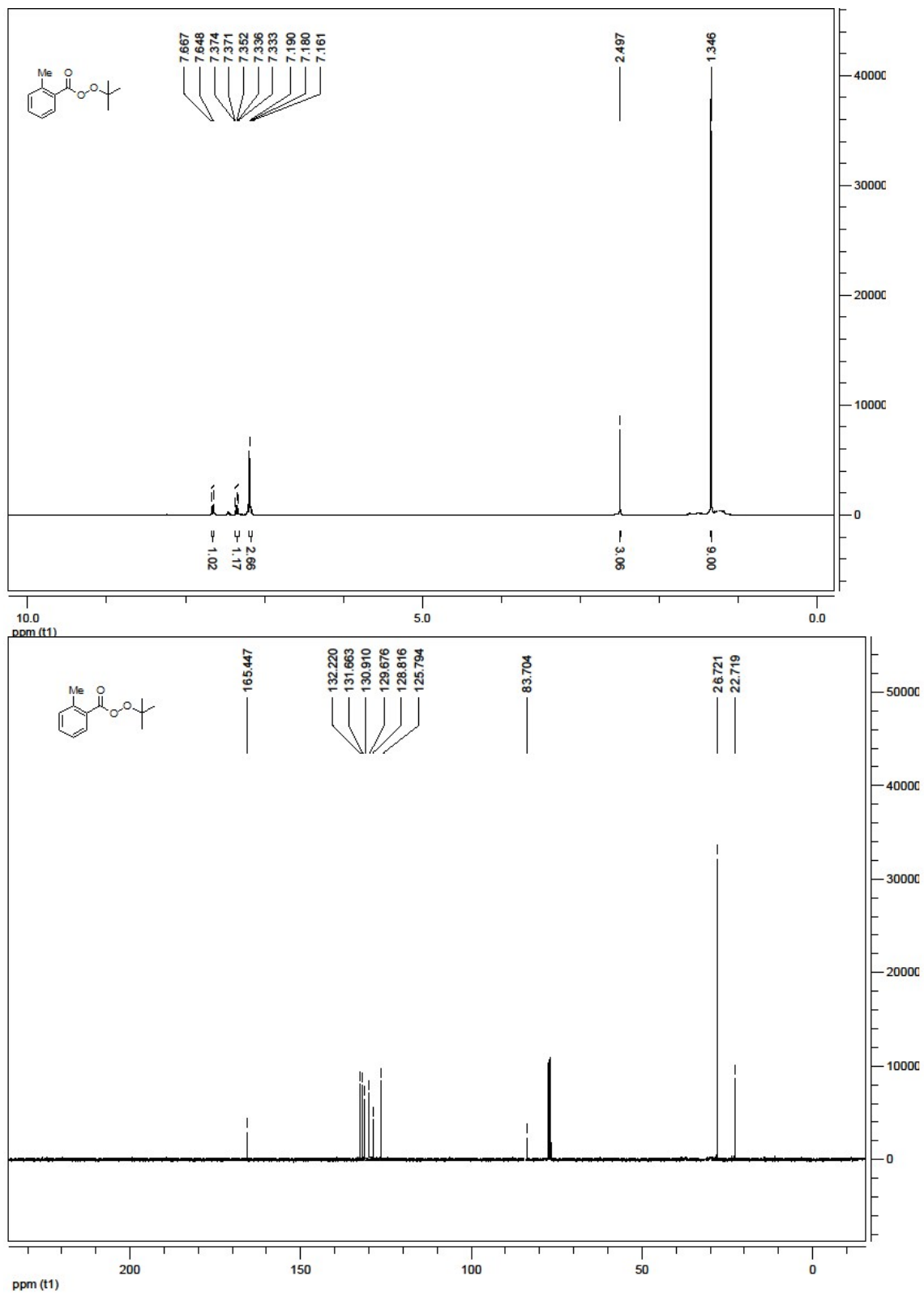


3.1.5. *t*-butyl 4-Bromobenzoate (1e)

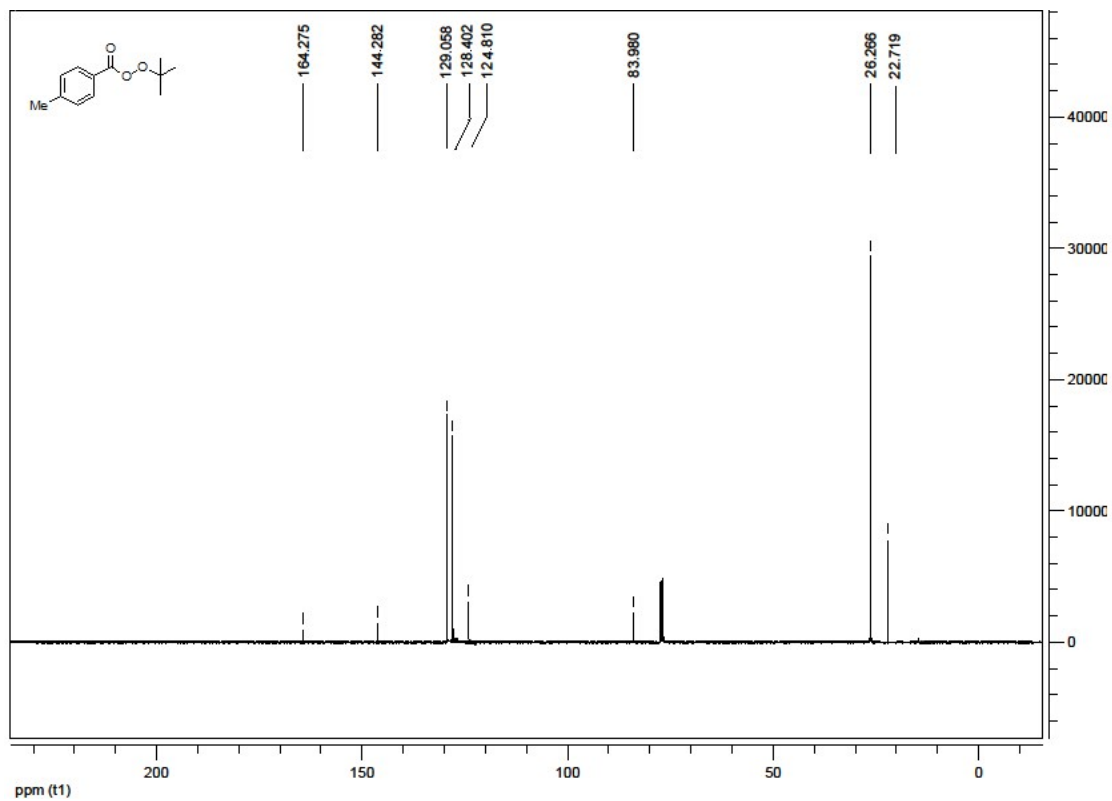
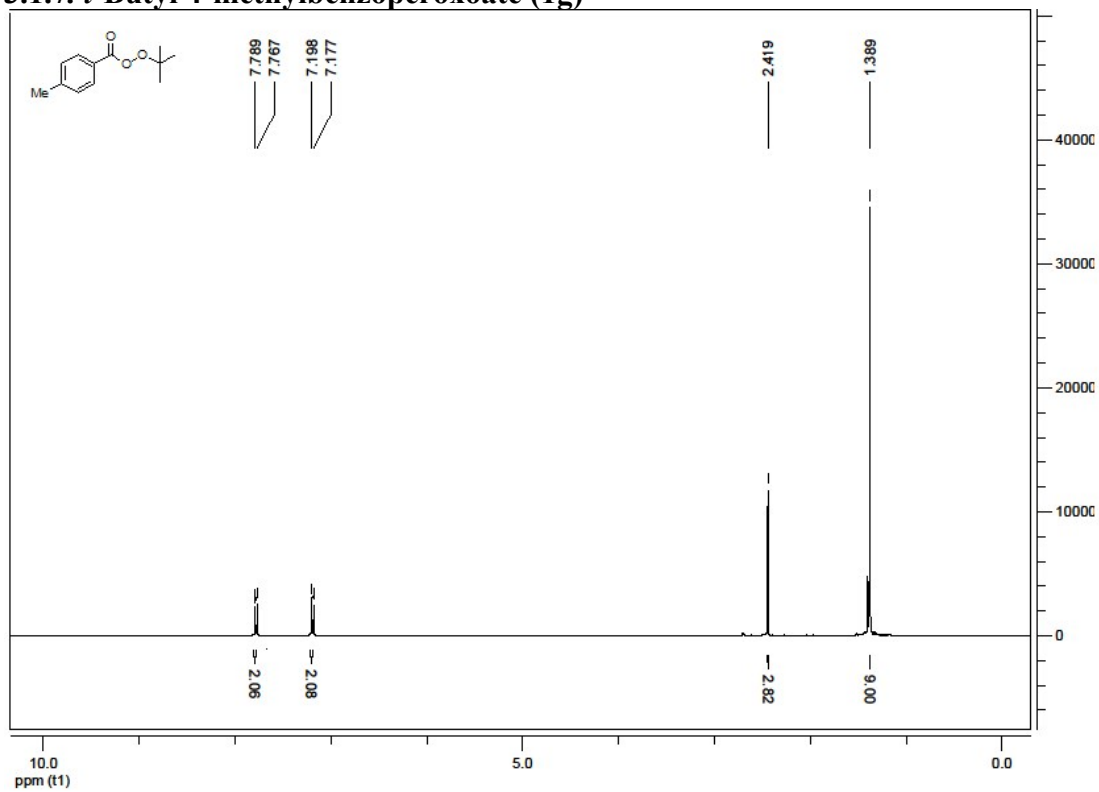




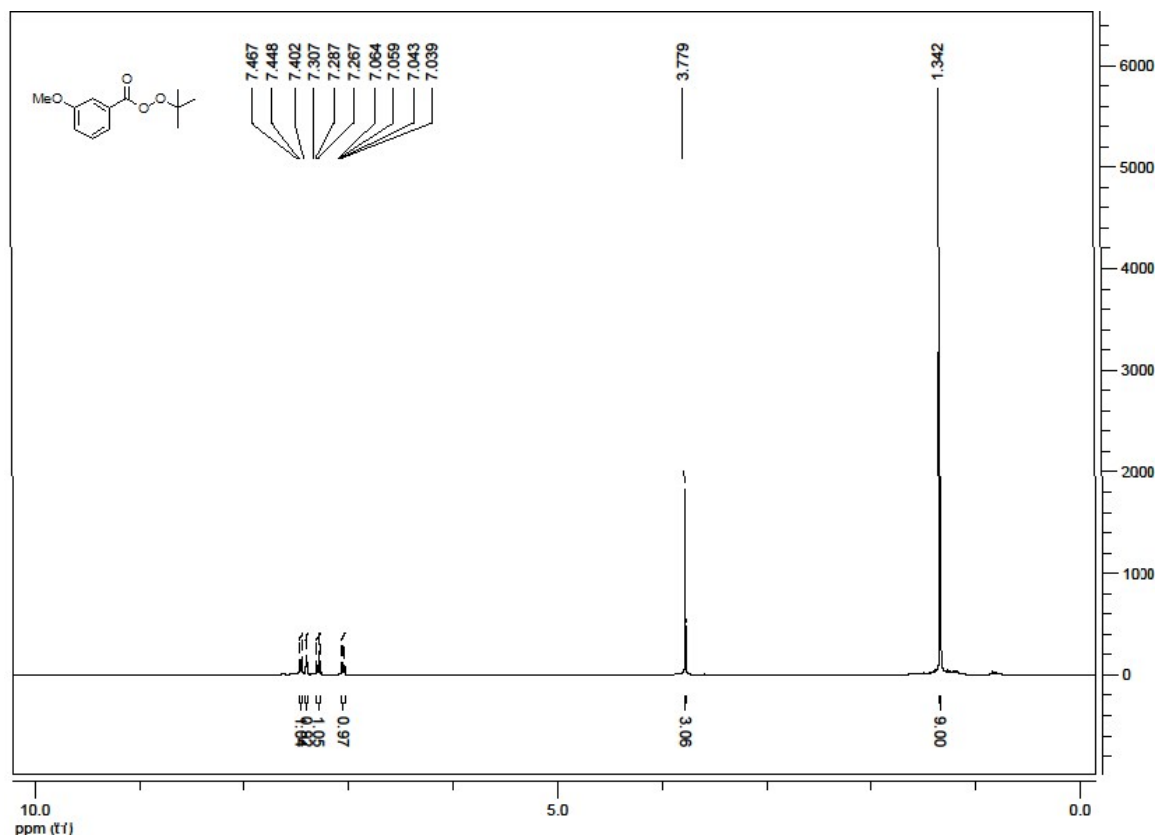
3.1.6. *t*-Butyl 2-methylbenzoperoxoate (1f).

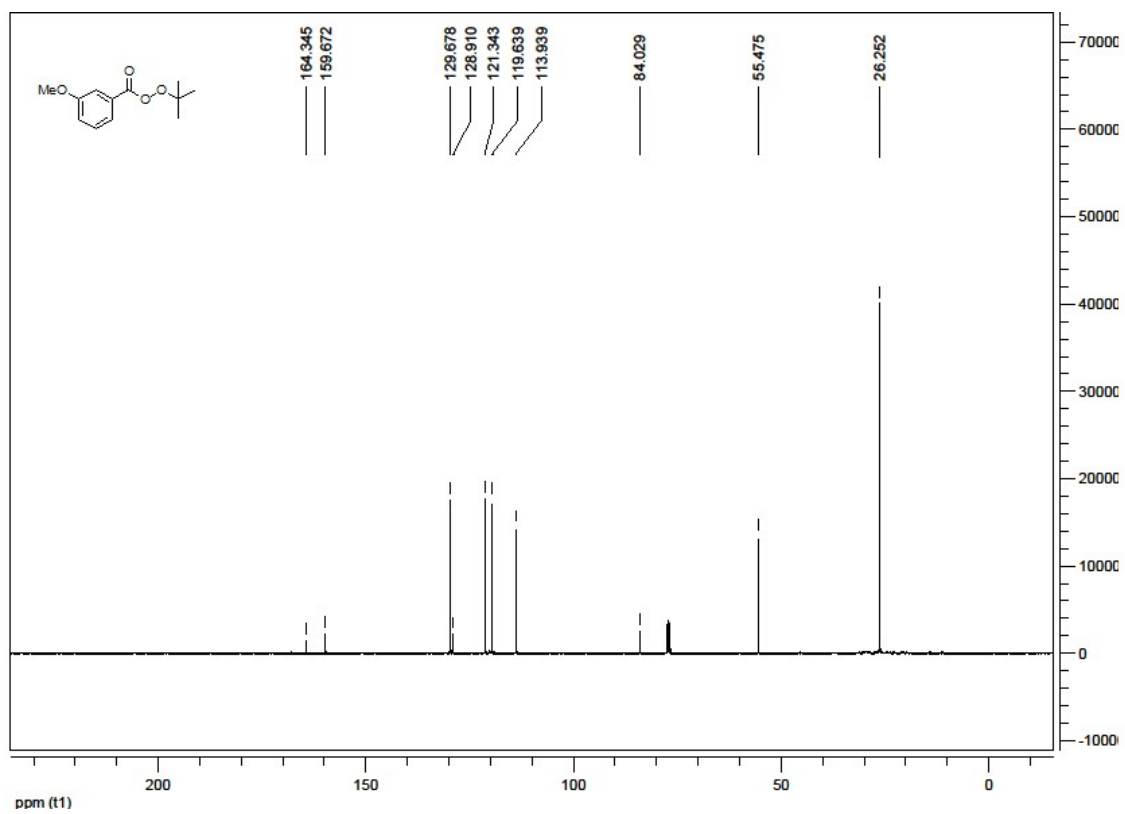


3.1.7. *t*-Butyl 4-methylbenzoperoxoate (1g)

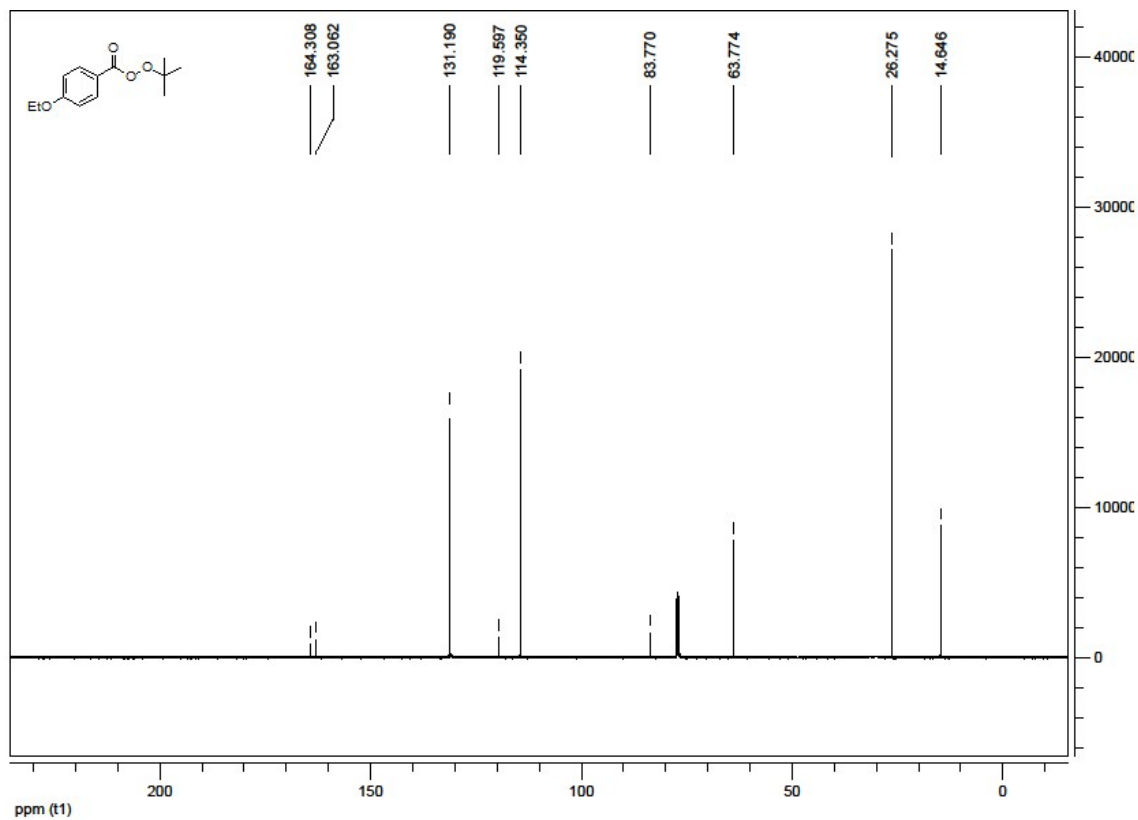
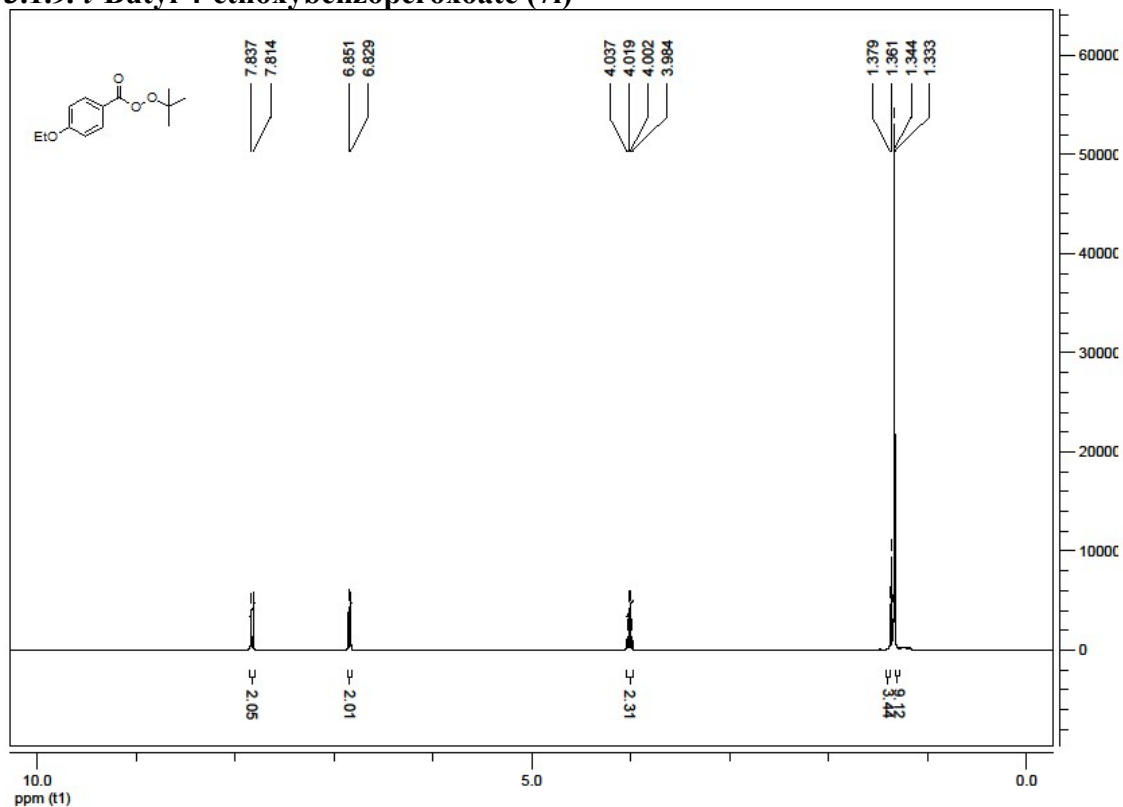


3.1.8. *t*-Butyl 3-methoxybenzoate (1h).

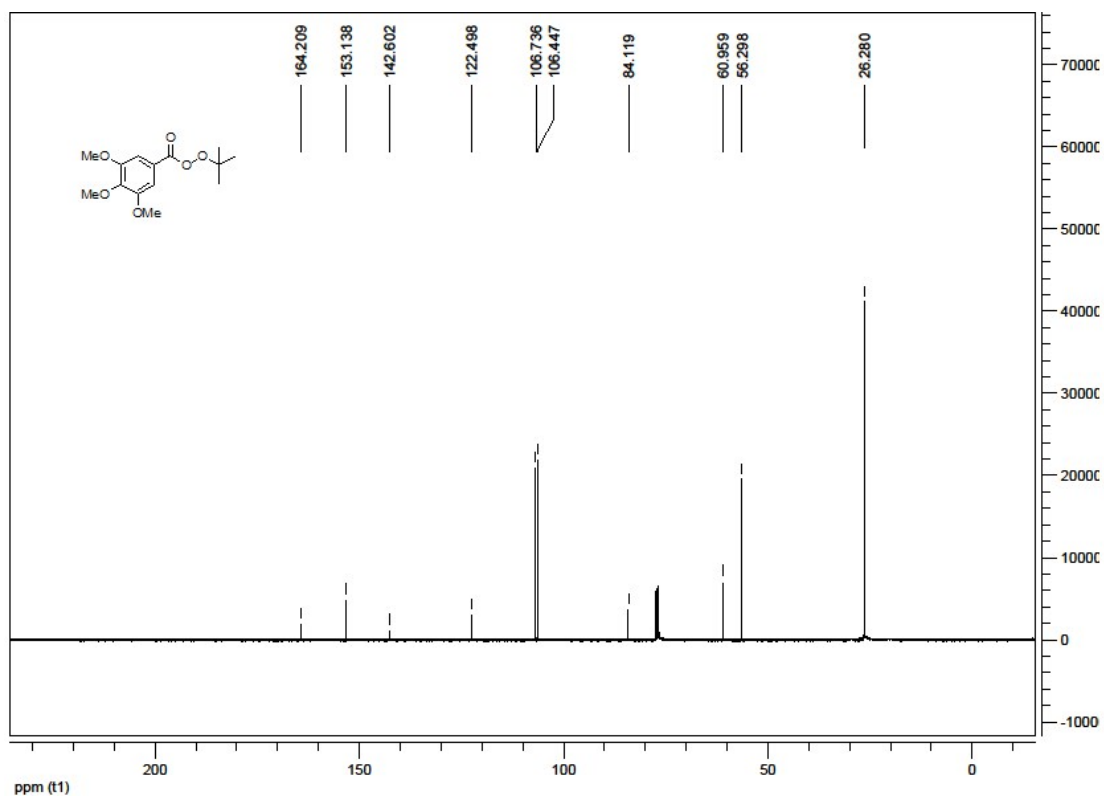
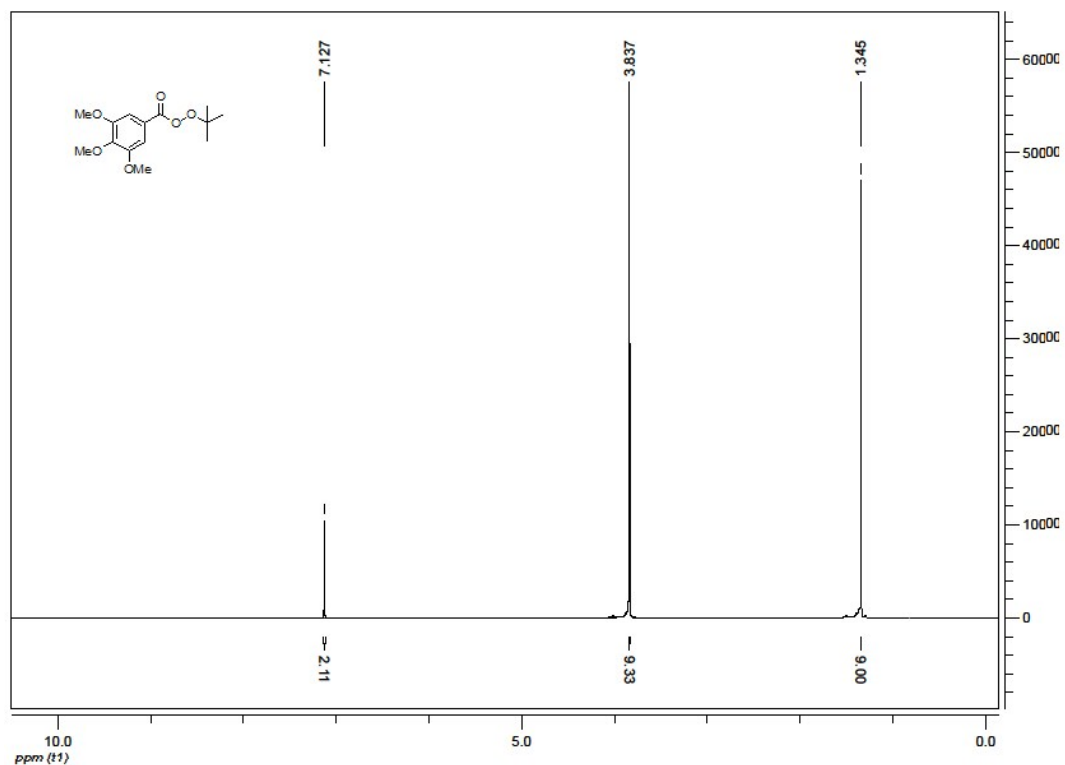




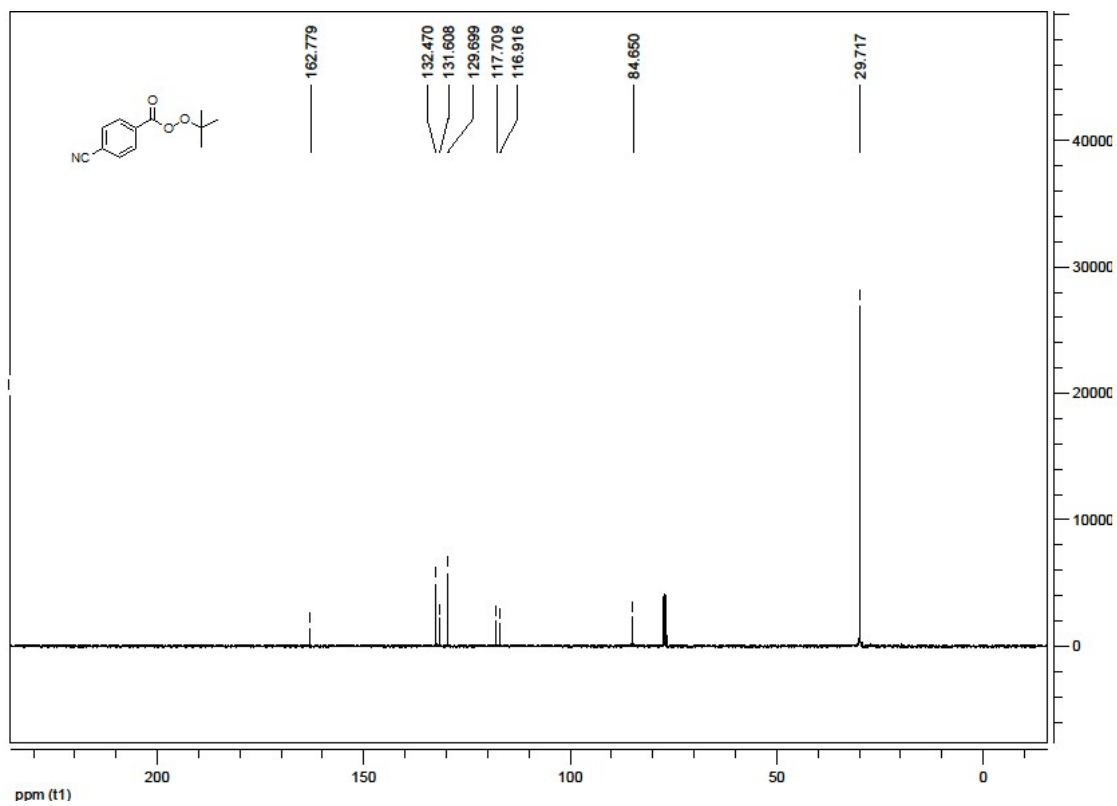
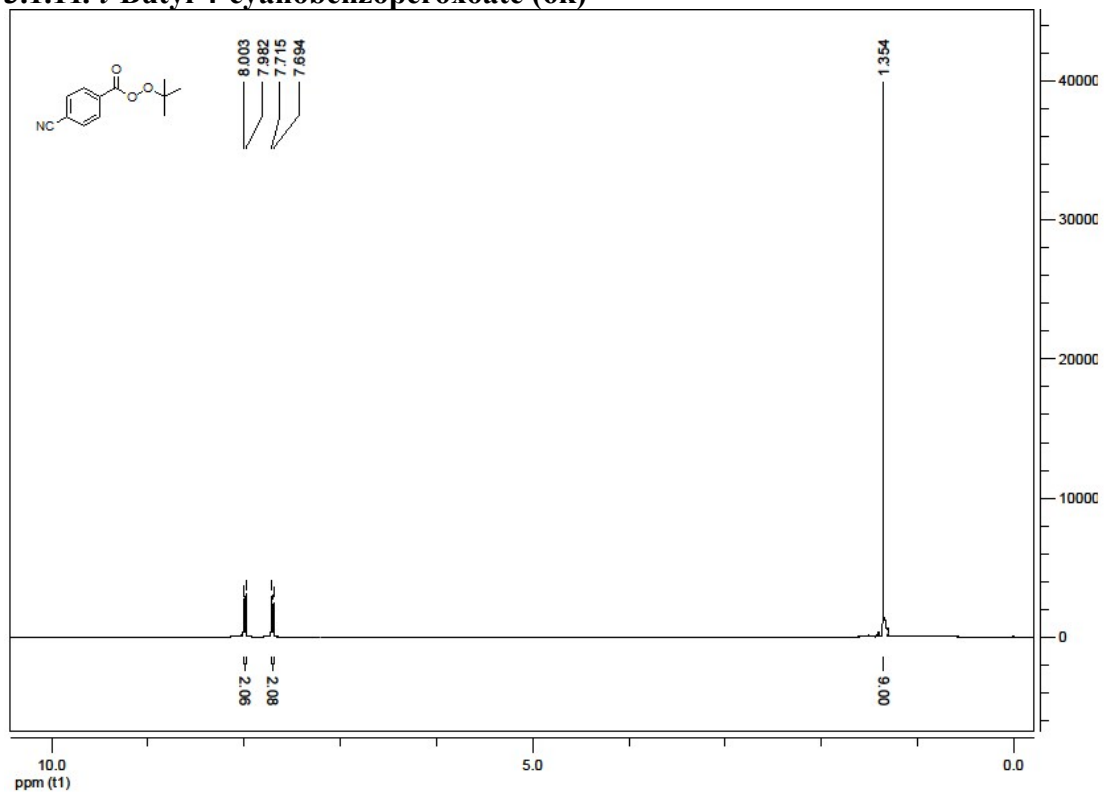
3.1.9. *t*-Butyl 4-ethoxybenzoperoxoate (7i)



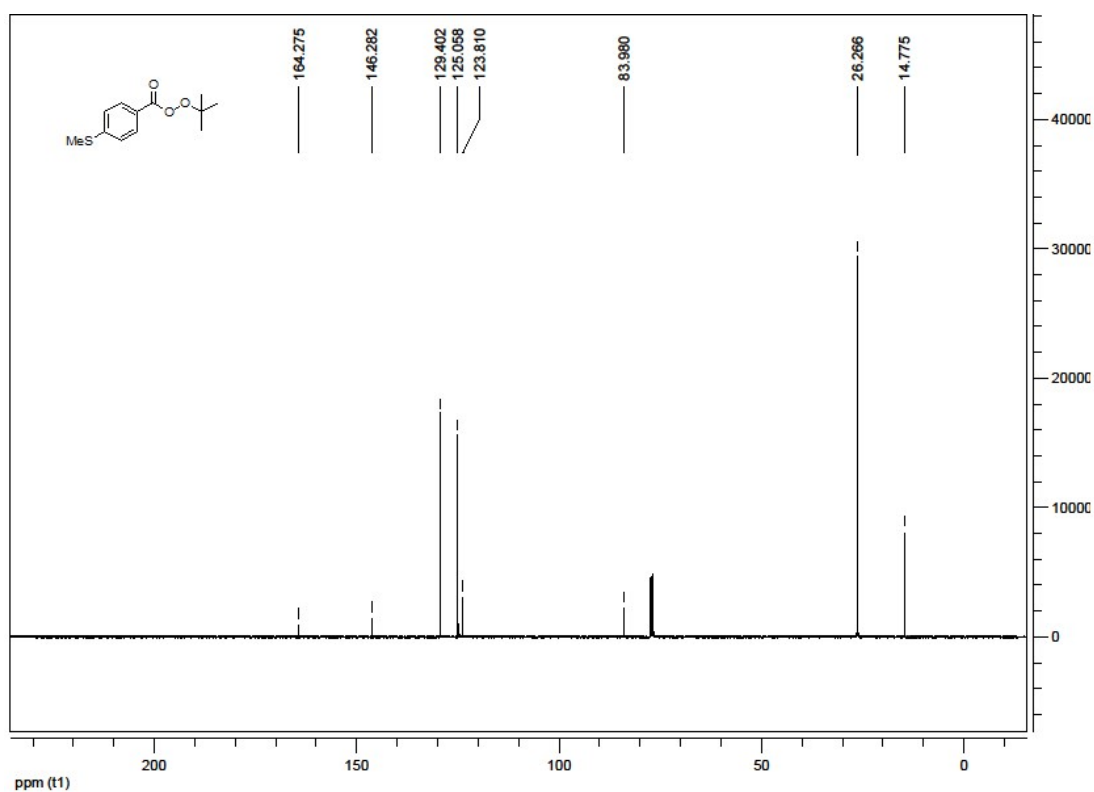
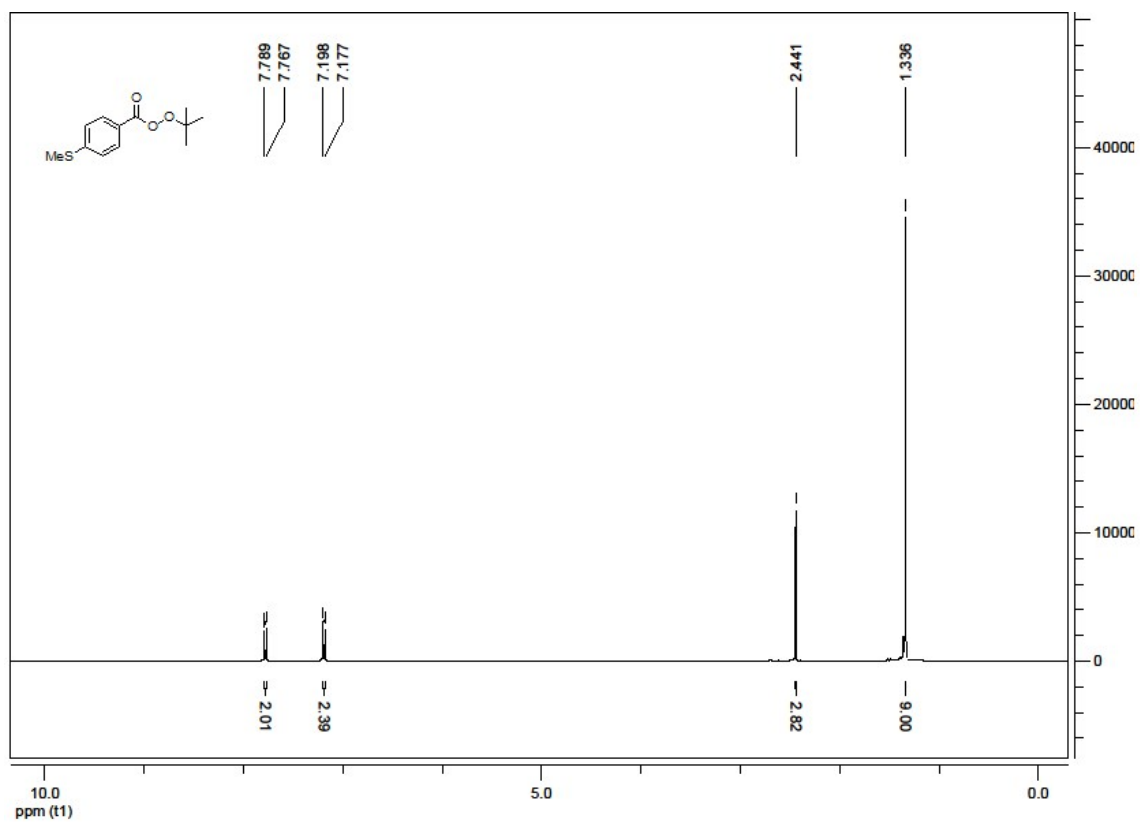
3.1.10. *t*-Butyl 3,4,5-tri methoxybenzoperoxoate (1j).



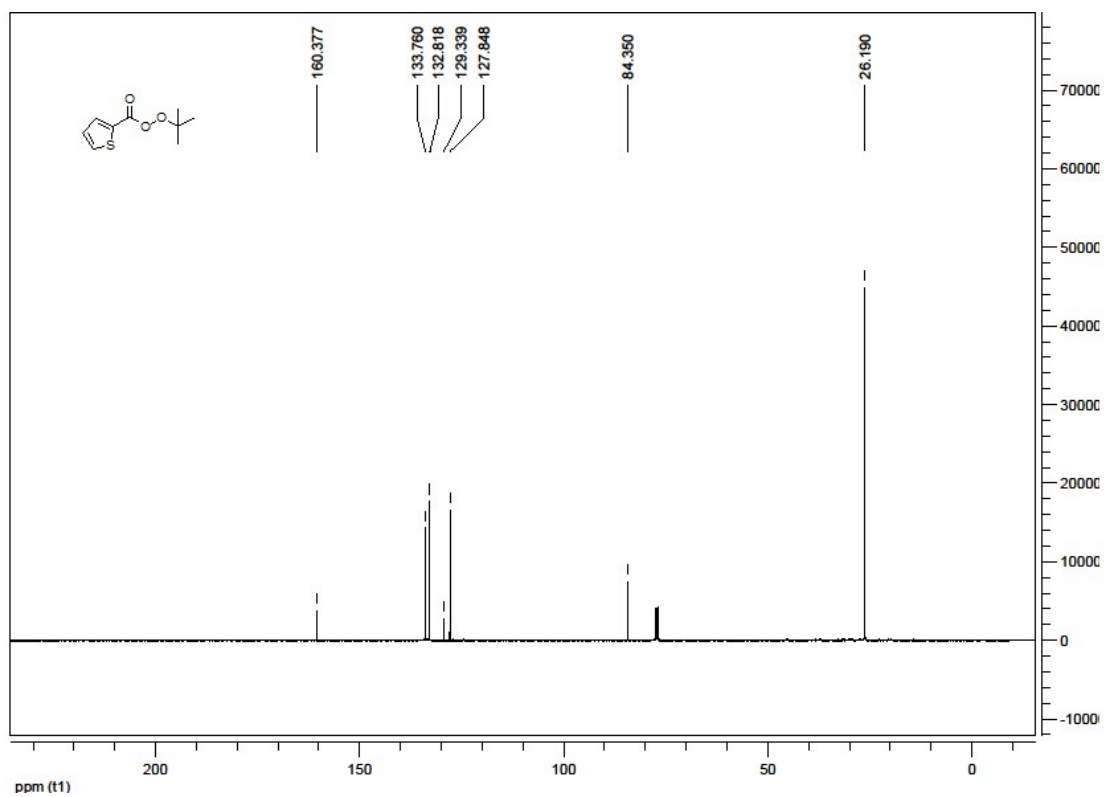
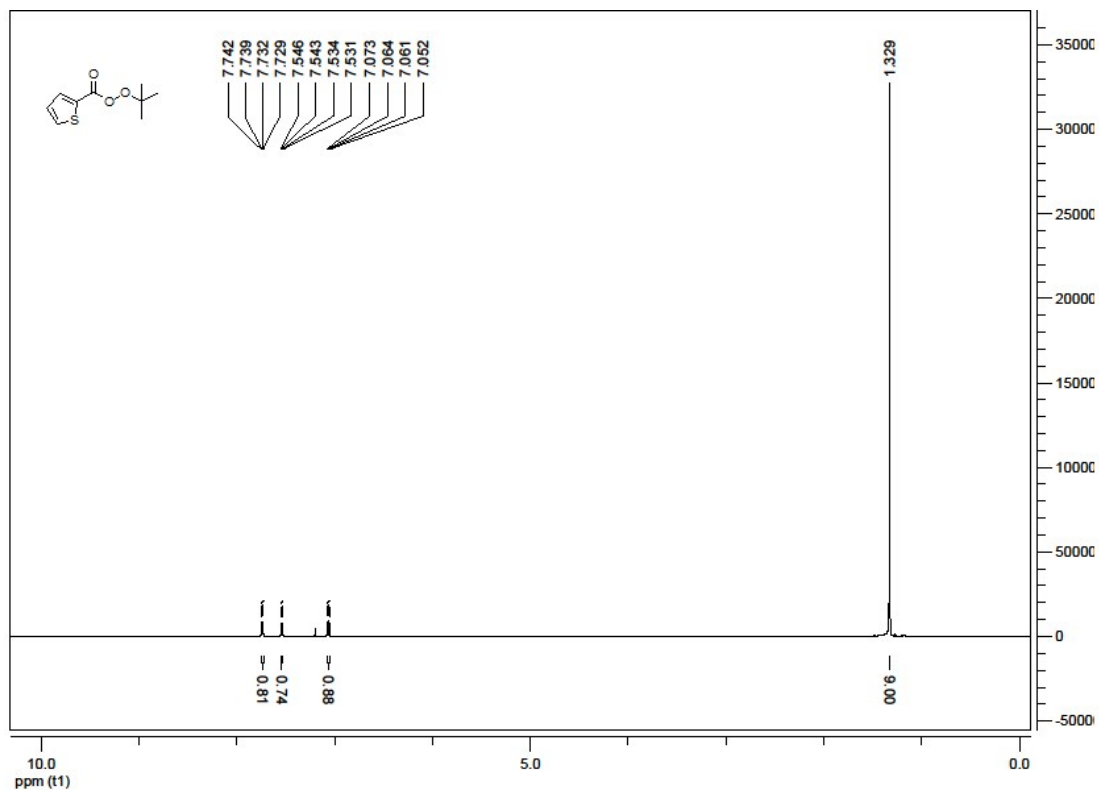
3.1.11. *t*-Butyl 4-cyanobenzoate (6k)



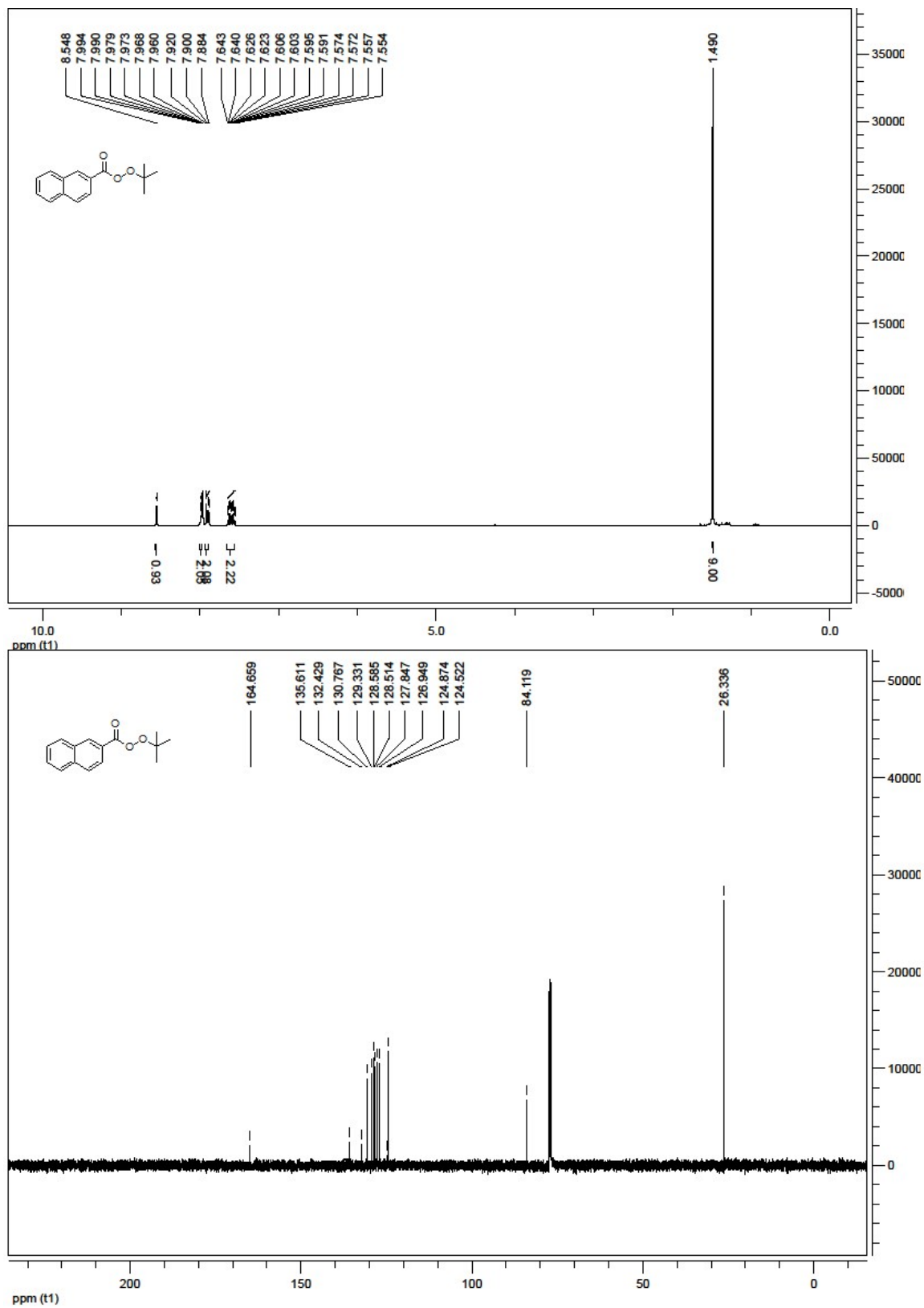
3.1.12. *t*-Butyl 4-(methylthio)benzoperoxoate (11)



3.1.13. tert-Butyl thiophene-2-carboxylate (1n)



3.1.14. *t*-Butyl naphthalene-2-carboperoxoate (6o).



3.1.15. 1,2-di-*t*-Butyl benzperoxyate (1p)

