

Supplementary Data

Design and Synthesis of 1,2,3-Triazole-Etodolac hybrids as potent anti-cancer molecules

*Bhaskar Kummari,^a Naveen Polkam,^a Perla Ramesh,^b Hasithashilpa Anantaraju,^c Perumal Yogeewari,^c Jaya shree Anireddy,^{*a} Sravanthi Devi Guggilapu^d and Bathini Nagendra Babu^d*

^aCentre for Chemical Sciences and Technology, Institute of Science and Technology, Jawaharlal Nehru Technological University Hyderabad, Kukatpally, Hyderabad-500085, T.S., India.

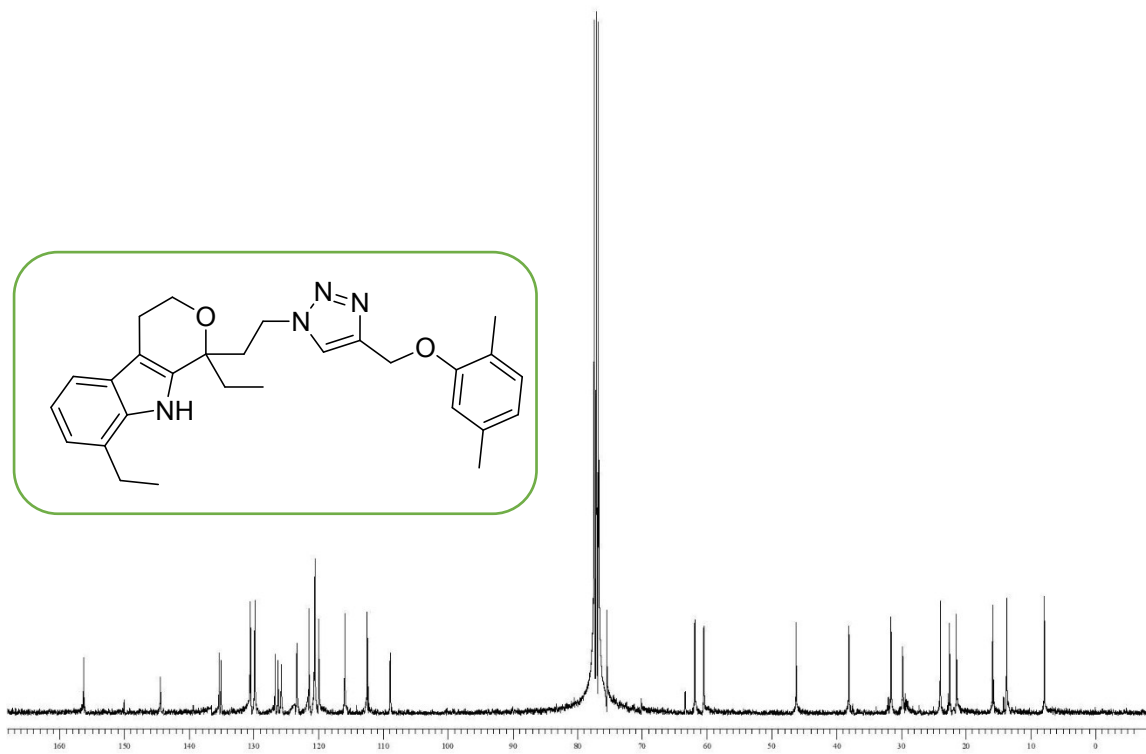
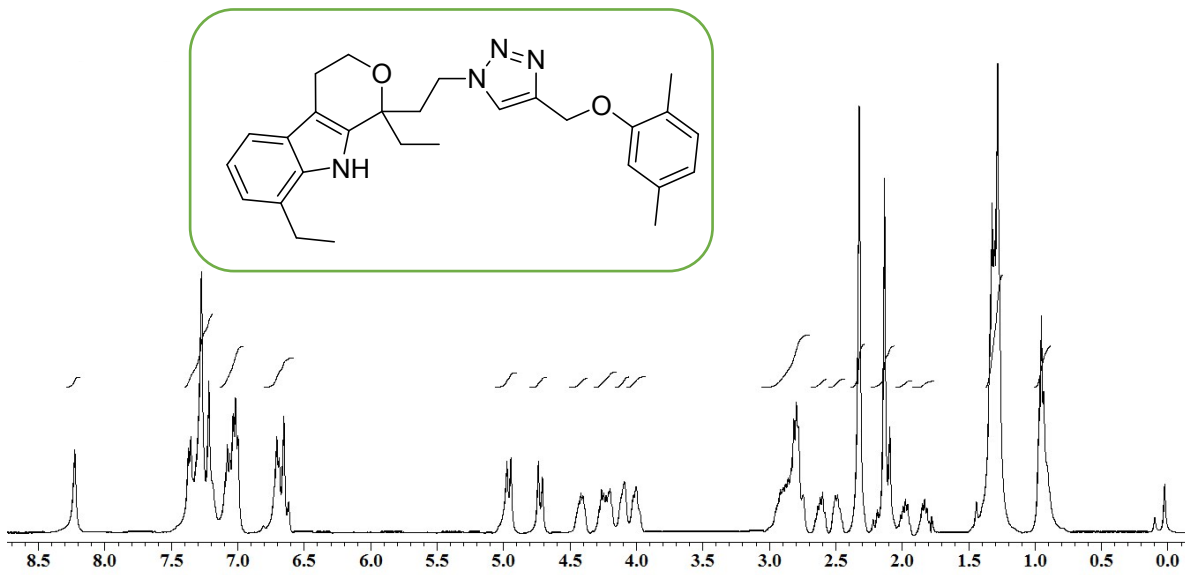
^bNatural Products Chemistry Division, Indian Institute of Chemical Technology, Uppal Road, Hyderabad-500007, India.

^cDepartment of pharmacy, Birla institute of Technology and Science, Pilani, Hyderabad campus, Jawahar nagar-500078, T.S., India.

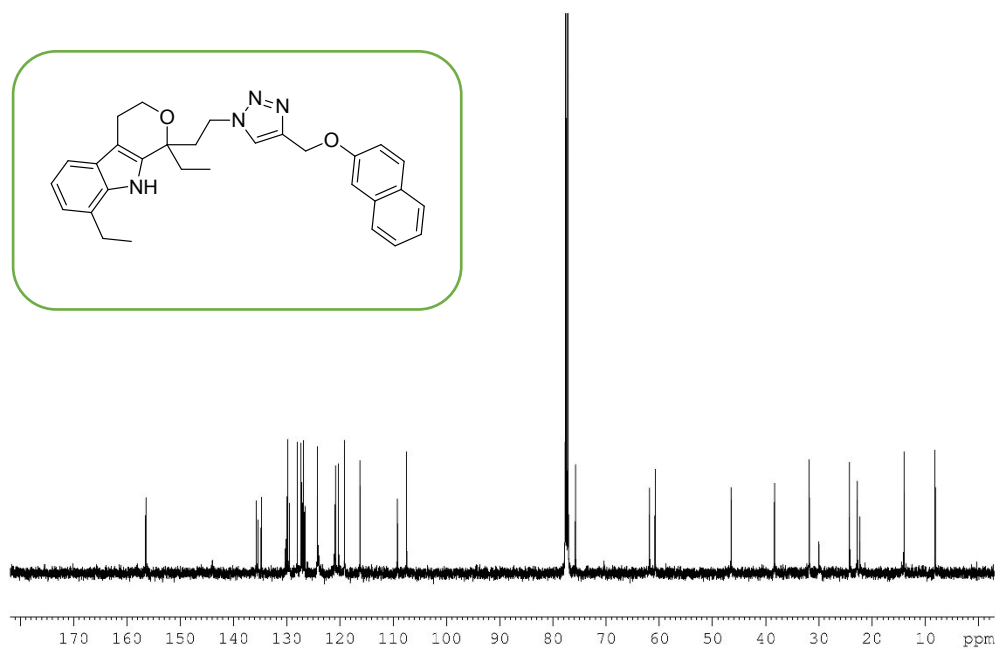
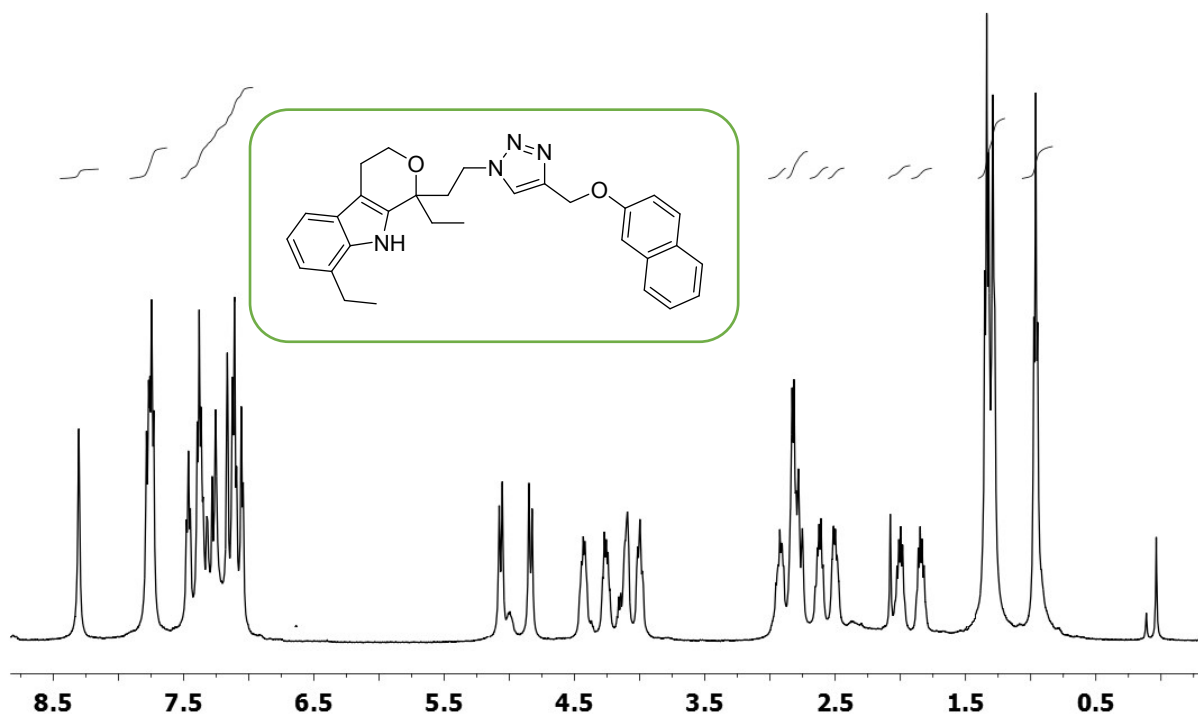
^dDepartment of Medicinal Chemistry, National Institute of Pharmaceutical Education Research (NIPER), Hyderabad, T.S., India.

Contents:

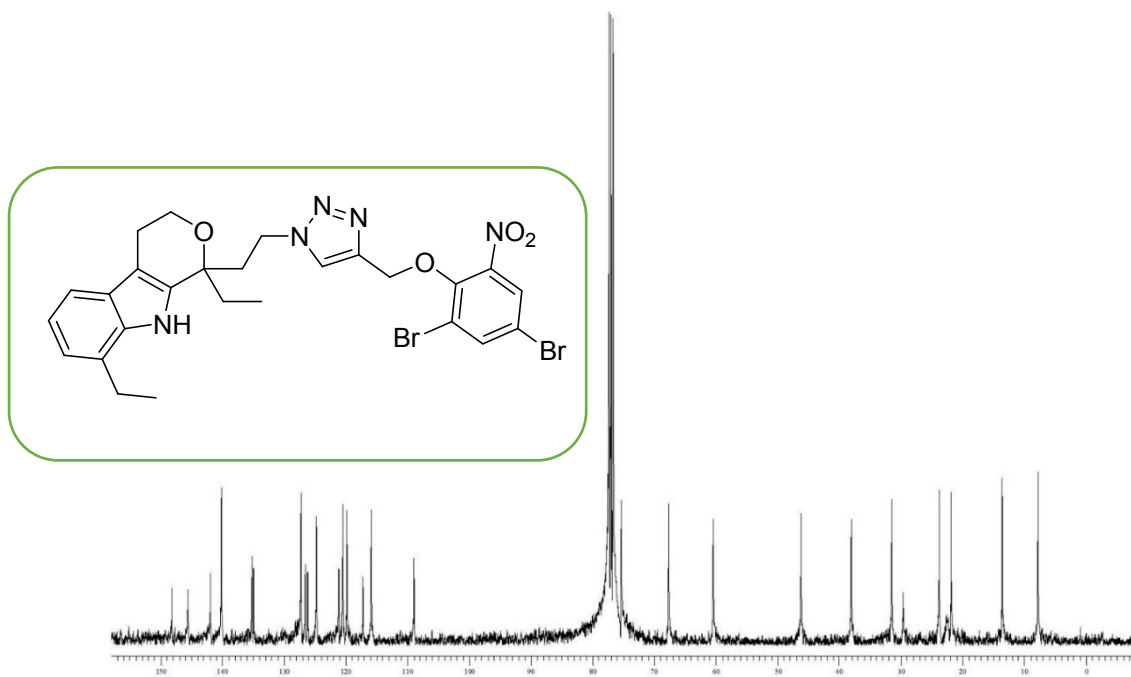
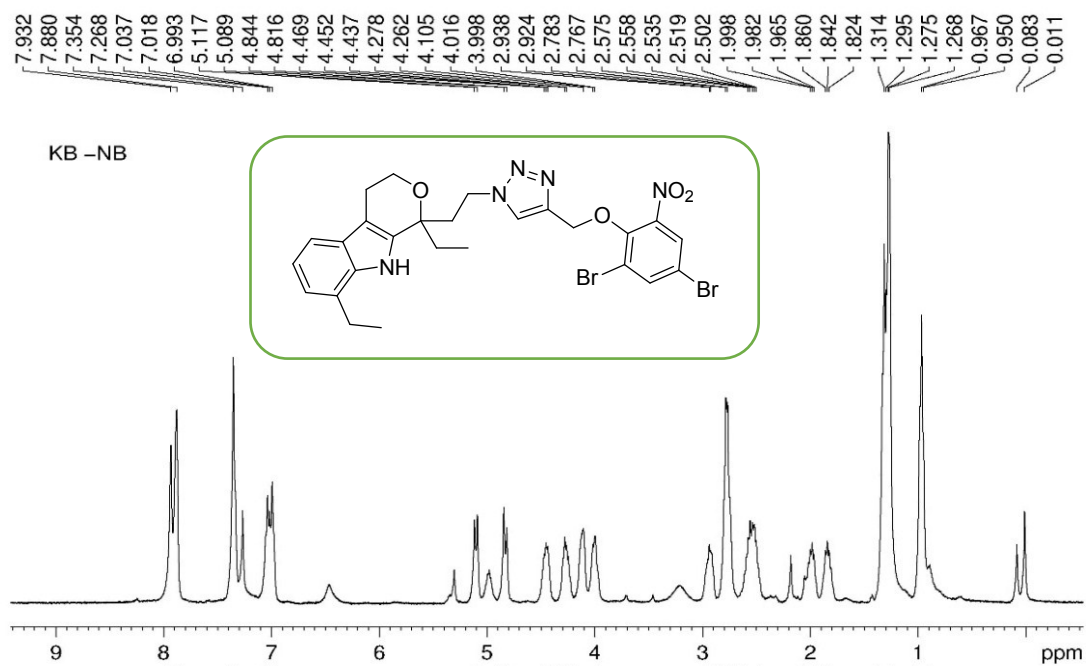
1. ¹ H and ¹³ C NMR Spectera of compound 6a	Page 2
2. ¹ H and ¹³ C NMR Spectera of compound 6b	Page 3
3. ¹ H and ¹³ C NMR Spectera of compound 6c	Page 4
4. ¹ H and ¹³ C NMR Spectera of compound 6d	Page 5
5. ¹ H and ¹³ C NMR Spectera of compound 6e	Page 6
6. ¹ H and ¹³ C NMR Spectera of compound 6f	Page 7
7. ¹ H and ¹³ C NMR Spectera of compound 6g	Page 8
8. ¹ H and ¹³ C NMR Spectera of compound 6h	Page 9
9. ¹ H and ¹³ C NMR Spectera of compound 6i	Page 10
10. ¹ H and ¹³ C NMR Spectera of compound 6j	Page 11
11. ¹ H and ¹³ C NMR Spectera of compound 6k	Page 12
12. ¹ H and ¹³ C NMR Spectera of compound 6l	Page 13
13. HRMS data of compounds 6a-l	Page 14-25
14. HPLC analysis of compounds 6e, 6f, 6h, 6j and 6l	Page 26-30



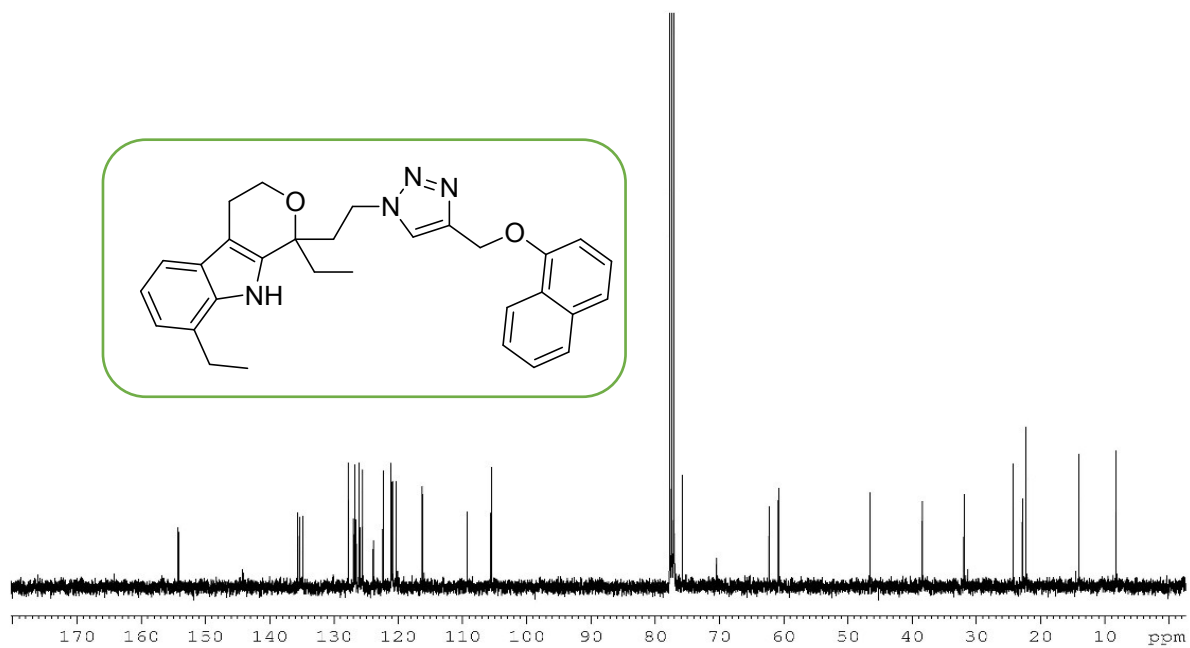
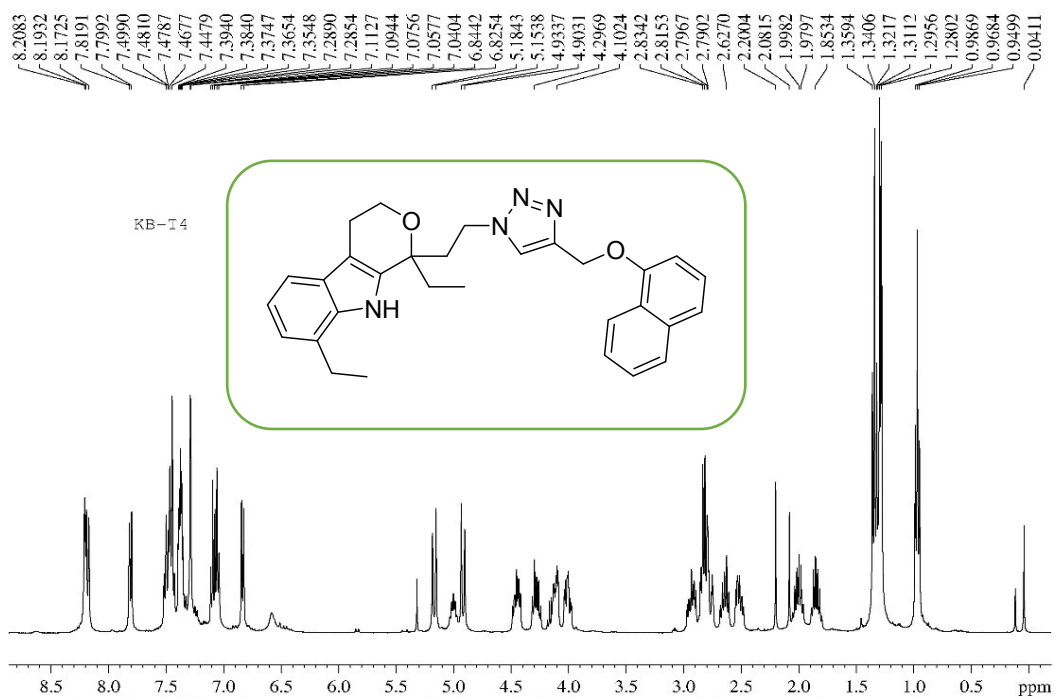
¹H and ¹³C NMR Spectra of compound 6a



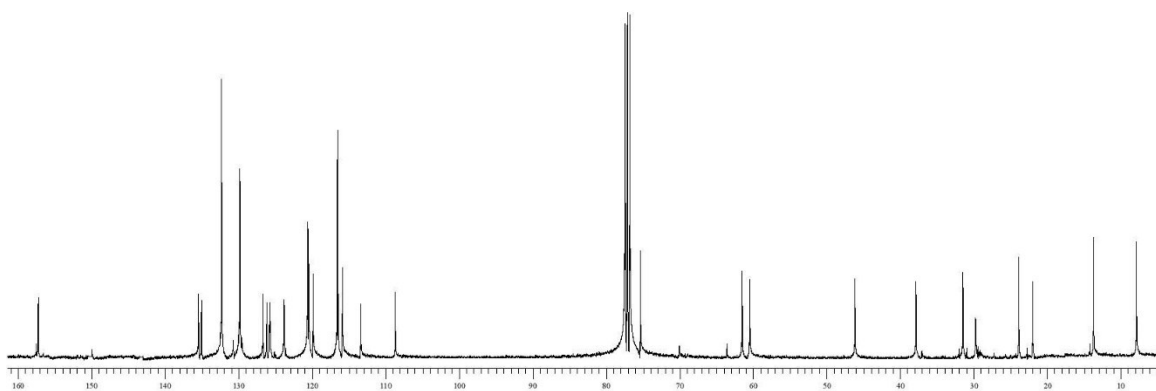
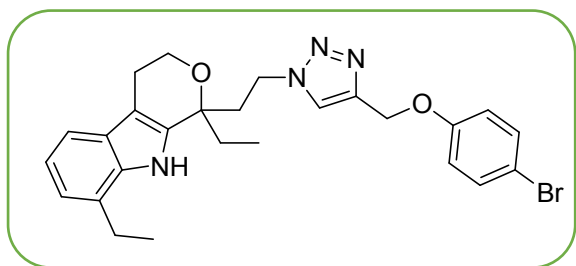
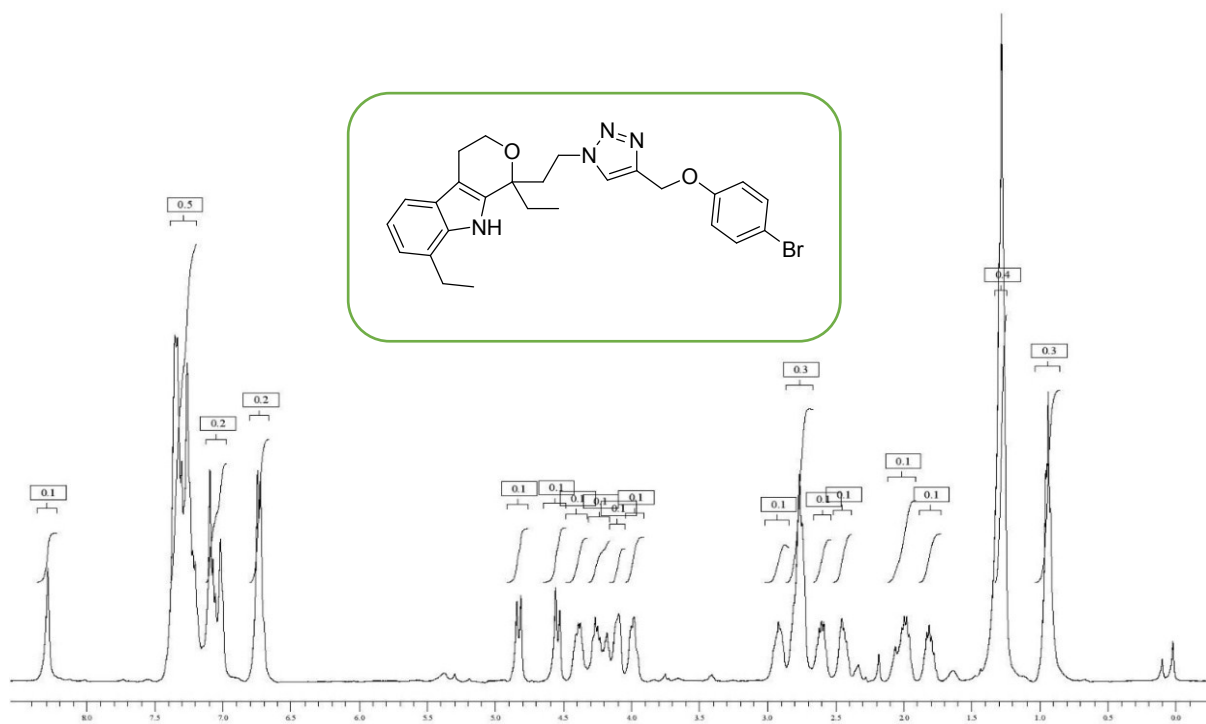
¹H and ¹³C NMR Spectra of compound 6b



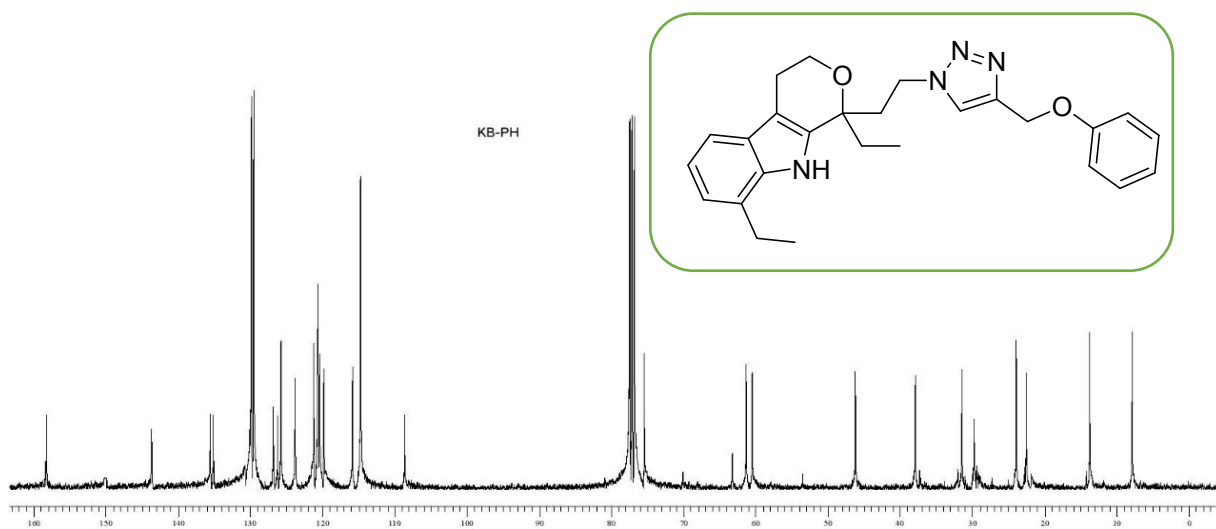
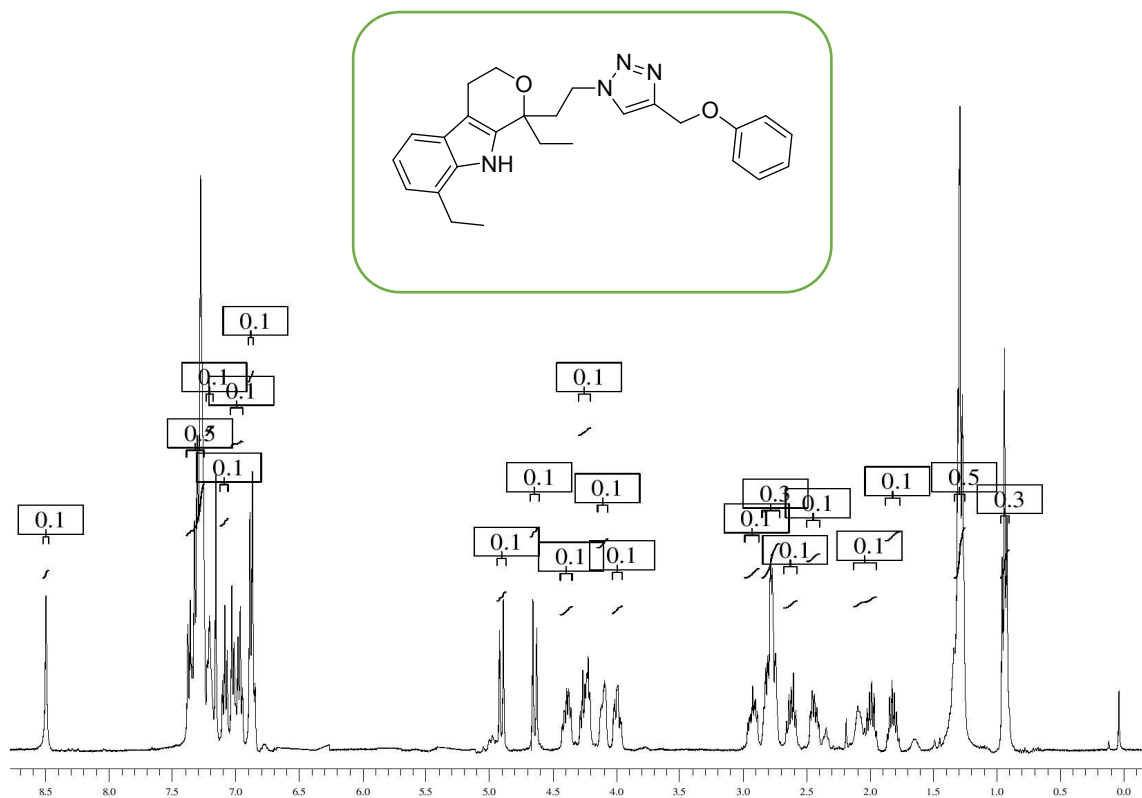
¹H and ¹³C NMR Spectra of compound 6c



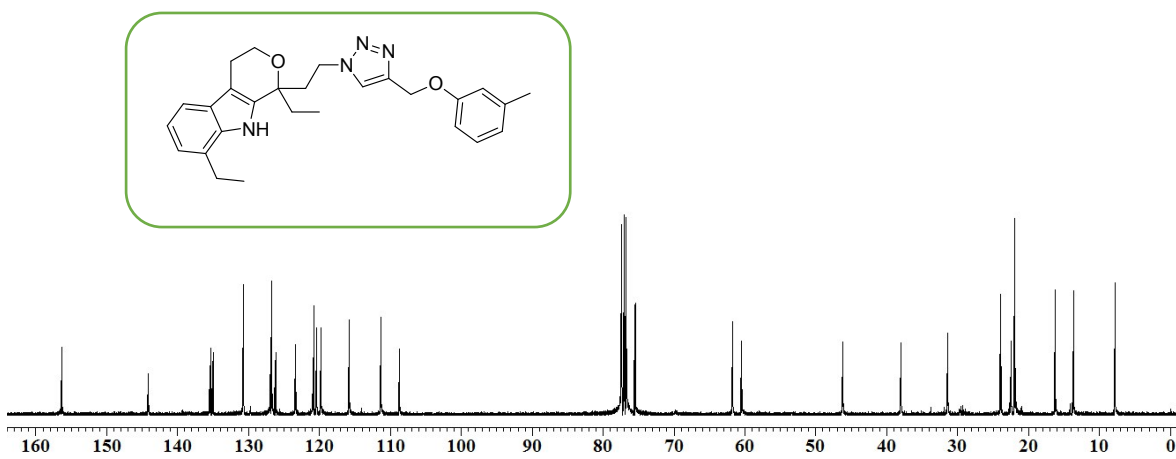
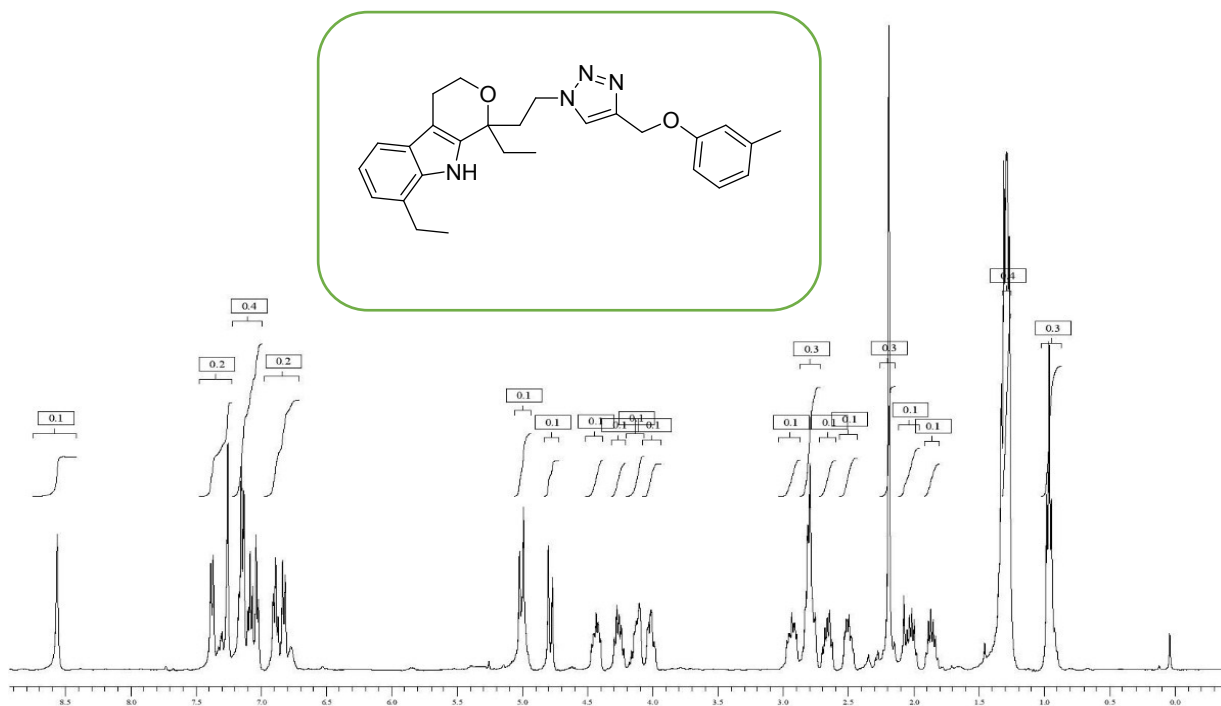
^1H and ^{13}C NMR Spectra of compound 6d



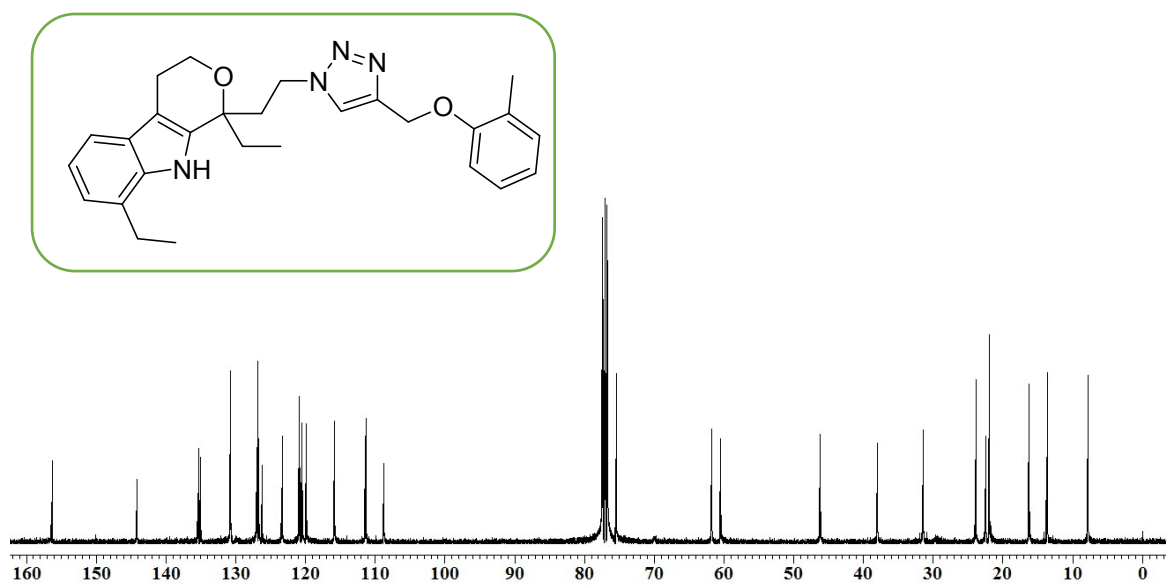
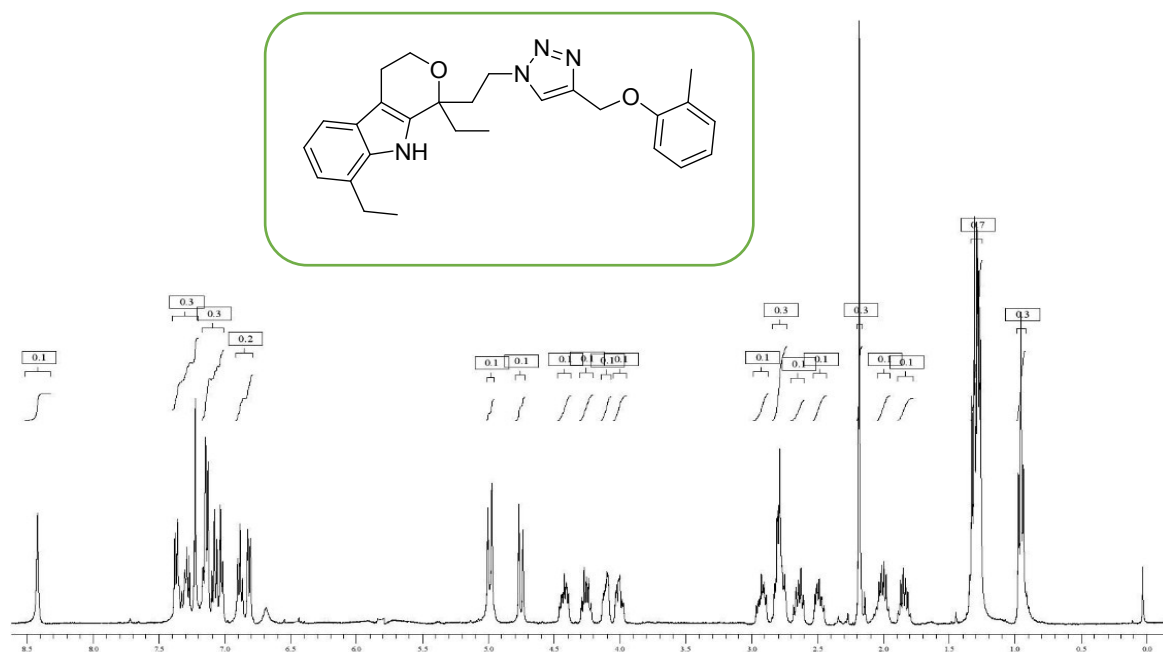
^1H and ^{13}C NMR Spectra of compound 6e



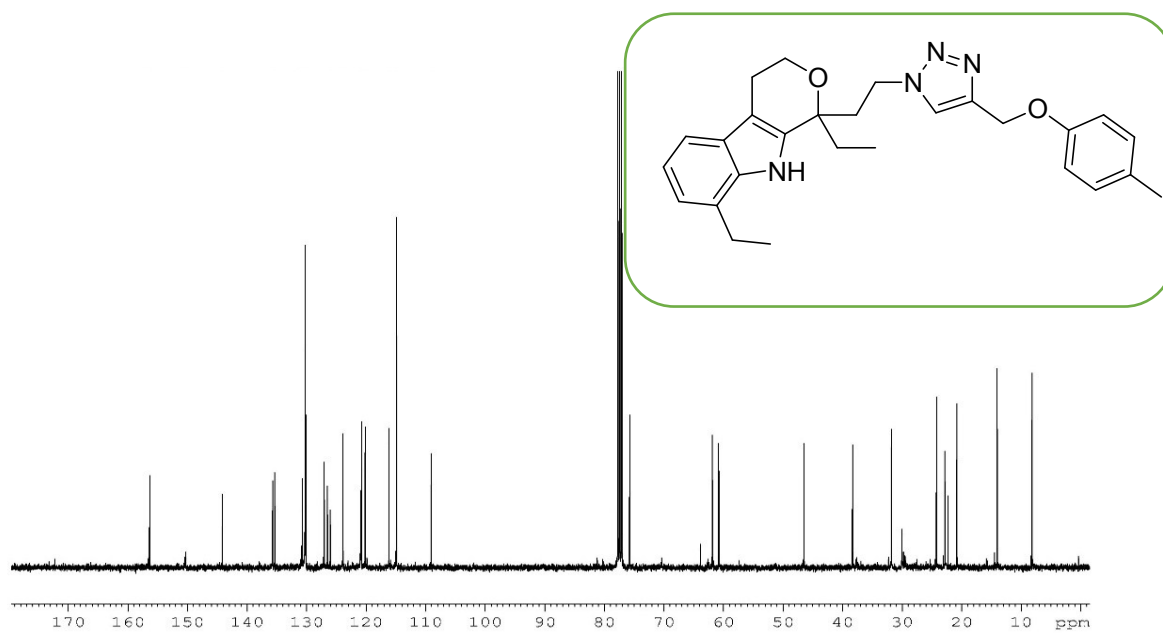
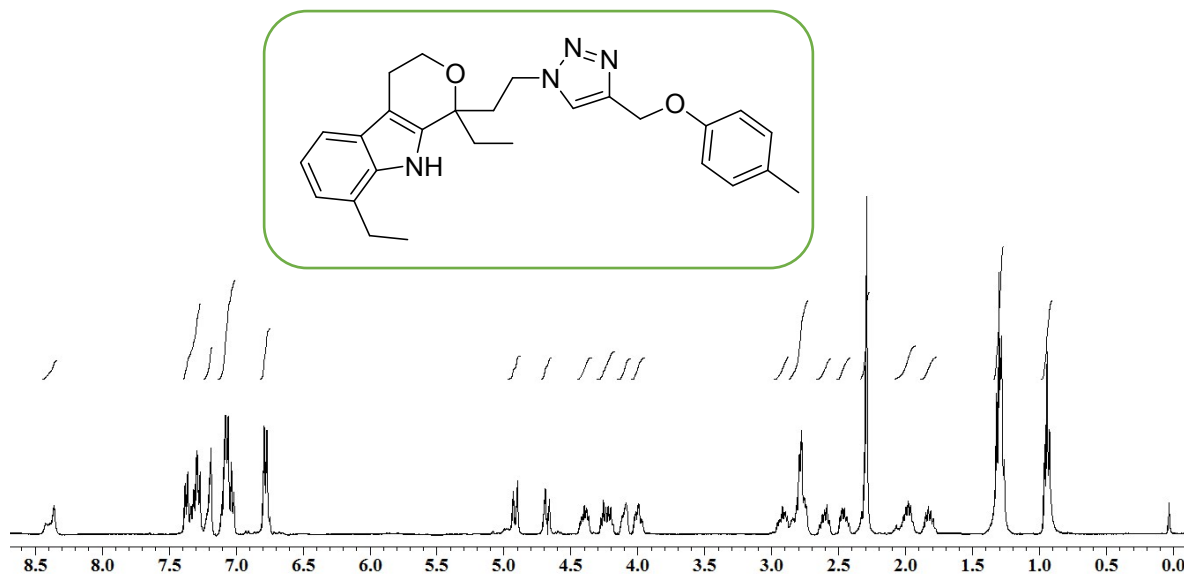
^1H and ^{13}C NMR Spectra of compound 6f



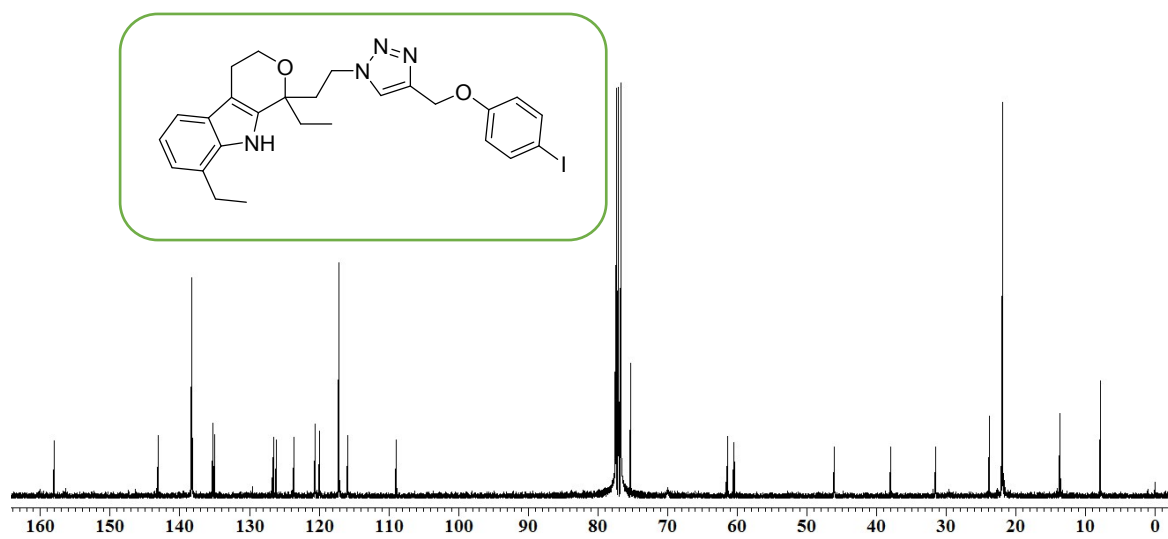
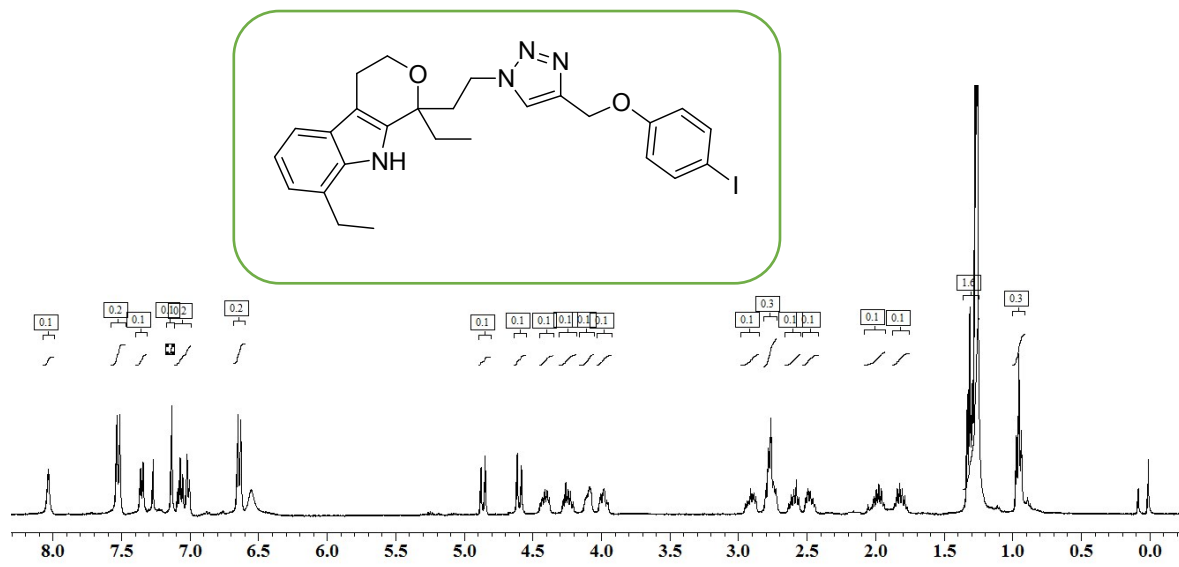
^1H and ^{13}C NMR Spectra of compound 6g



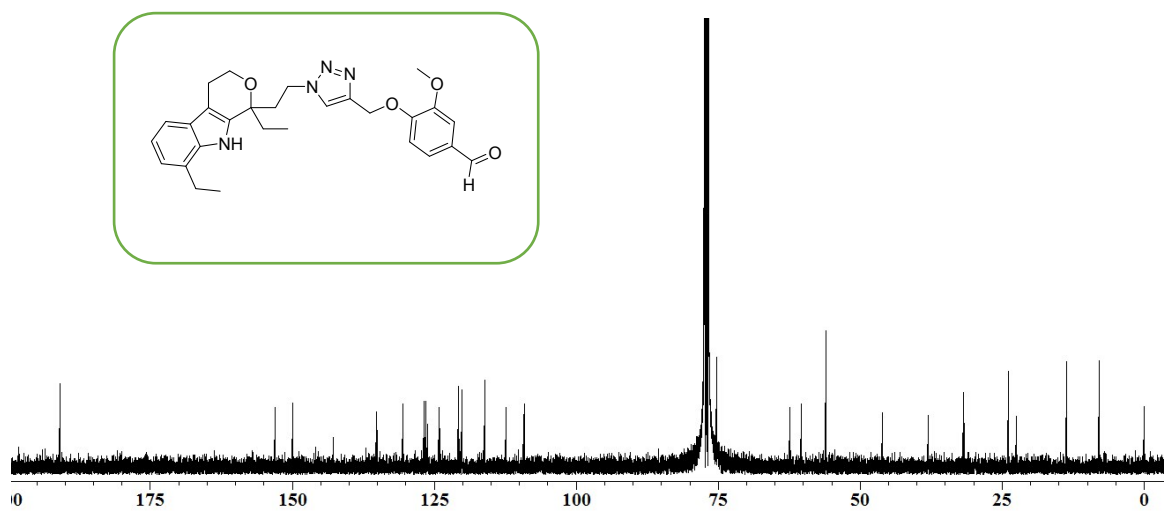
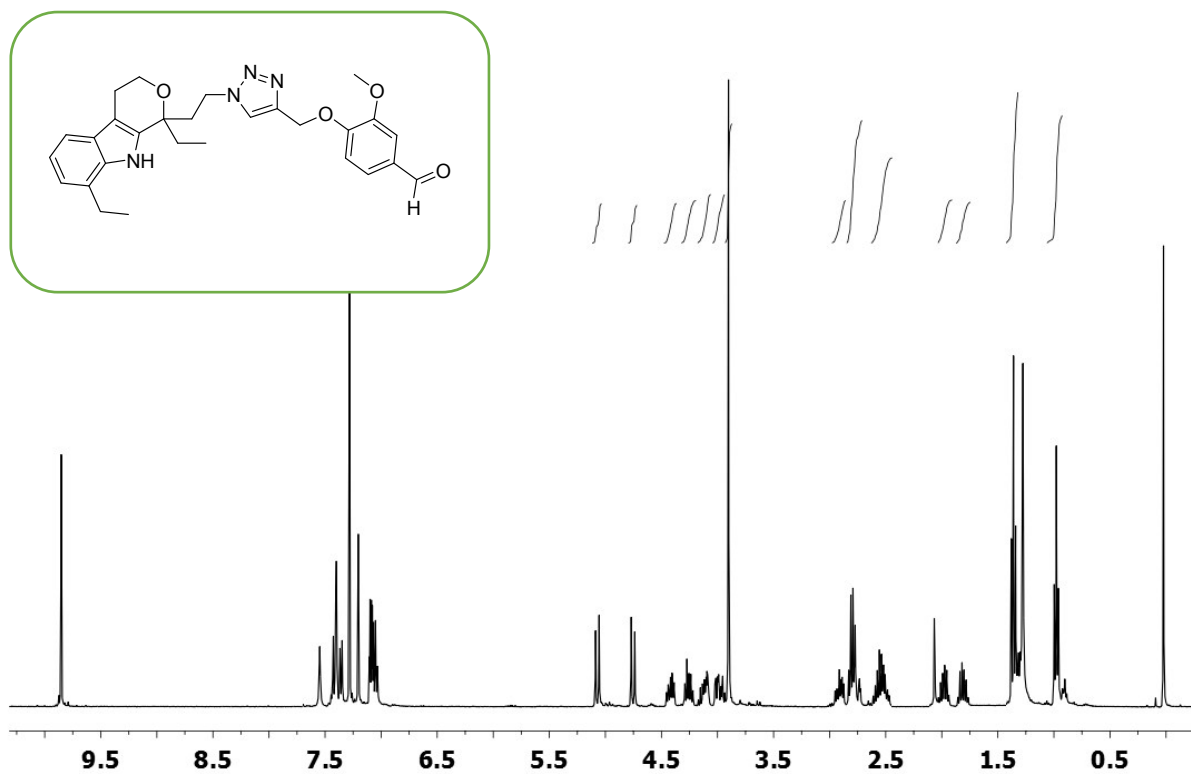
¹H and ¹³C NMR Spectra of compound 6h



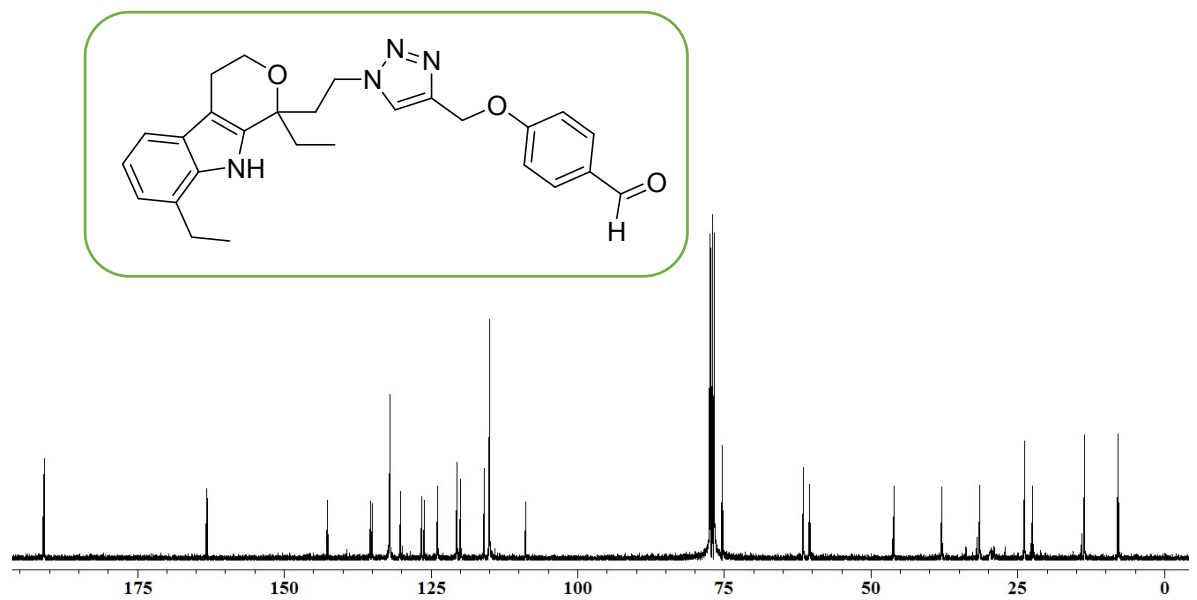
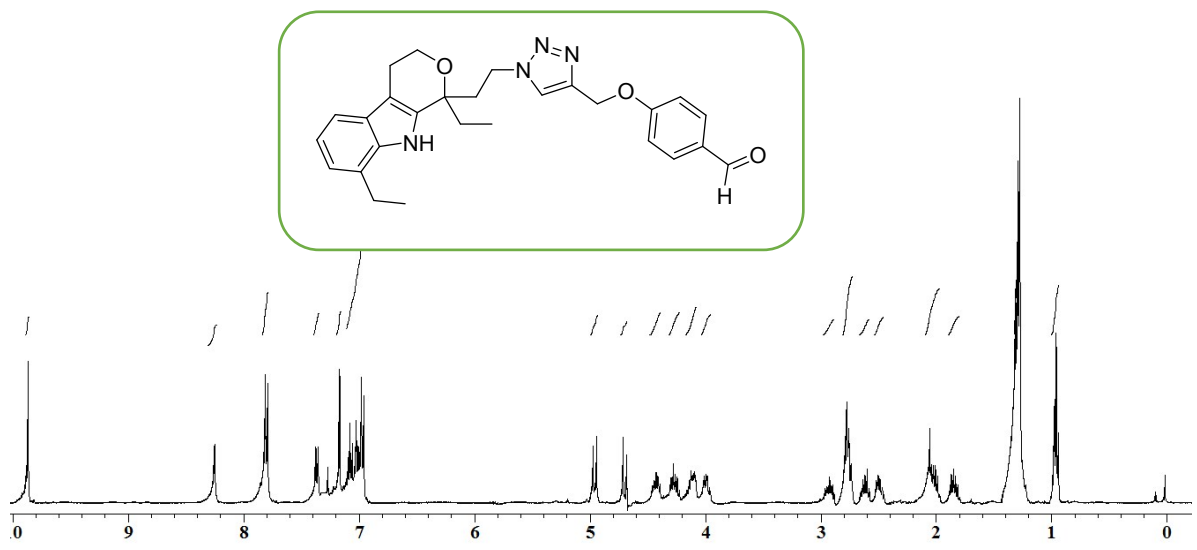
¹H and ¹³C NMR Spectra of compound 6i



^1H and ^{13}C NMR Spectra of compound 6j

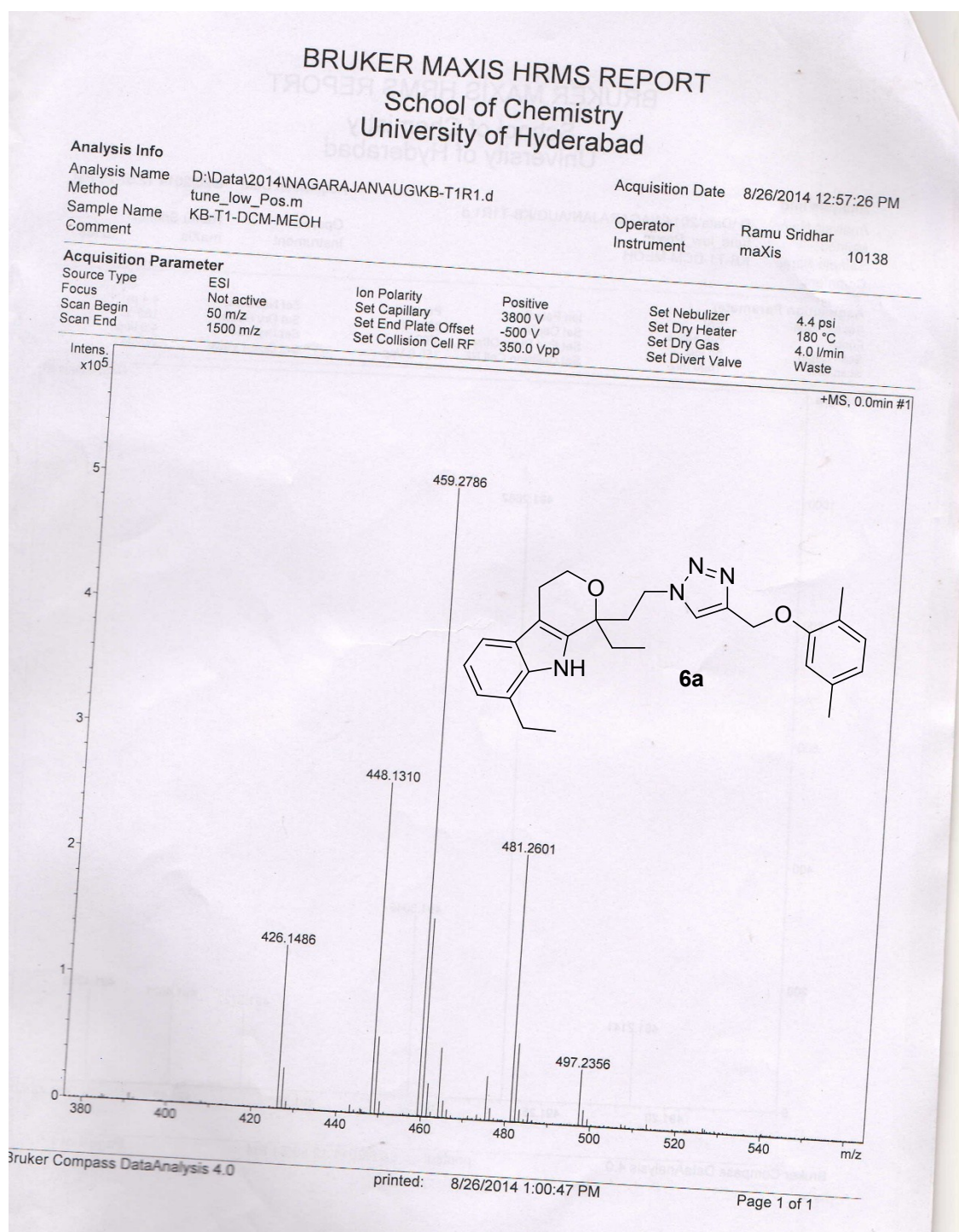


^1H and ^{13}C NMR Spectra of compound 6k



¹H and ¹³C NMR Spectra of compound 6l

HRMS data of compounds 6a-l:



BRUKER MAXIS HRMS REPORT

School of Chemistry
University of Hyderabad

Analysis Info

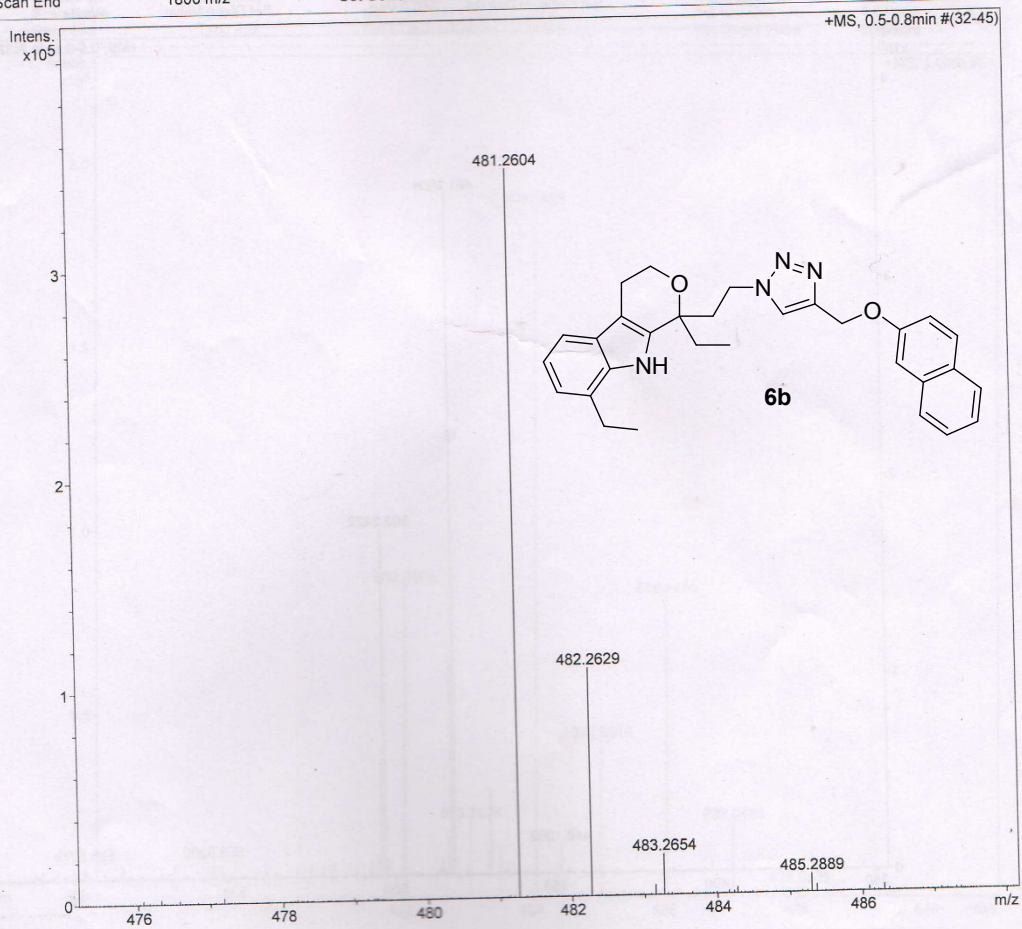
Analysis Name D:\Data\2014\NAGARAJAN\AUG\KB-T2.d
Method tune_low.m
Sample Name KB-T2-DCM-MEOH
Comment

Acquisition Date 8/26/2014 12:31:15 PM

Operator Ramu Sridhar
Instrument maXis 10138

Acquisition Parameter

Source Type	ESI	Ion Polarity	Positive	Set Nebulizer	4.4 psi
Focus	Not active	Set Capillary	4500 V	Set Dry Heater	200 °C
Scan Begin	50 m/z	Set End Plate Offset	-500 V	Set Dry Gas	4.0 l/min
Scan End	1800 m/z	Set Collision Cell RF	350.0 Vpp	Set Divert Valve	Waste



BRUKER MAXIS HRMS REPORT

School of Chemistry
University of Hyderabad

Analysis Info

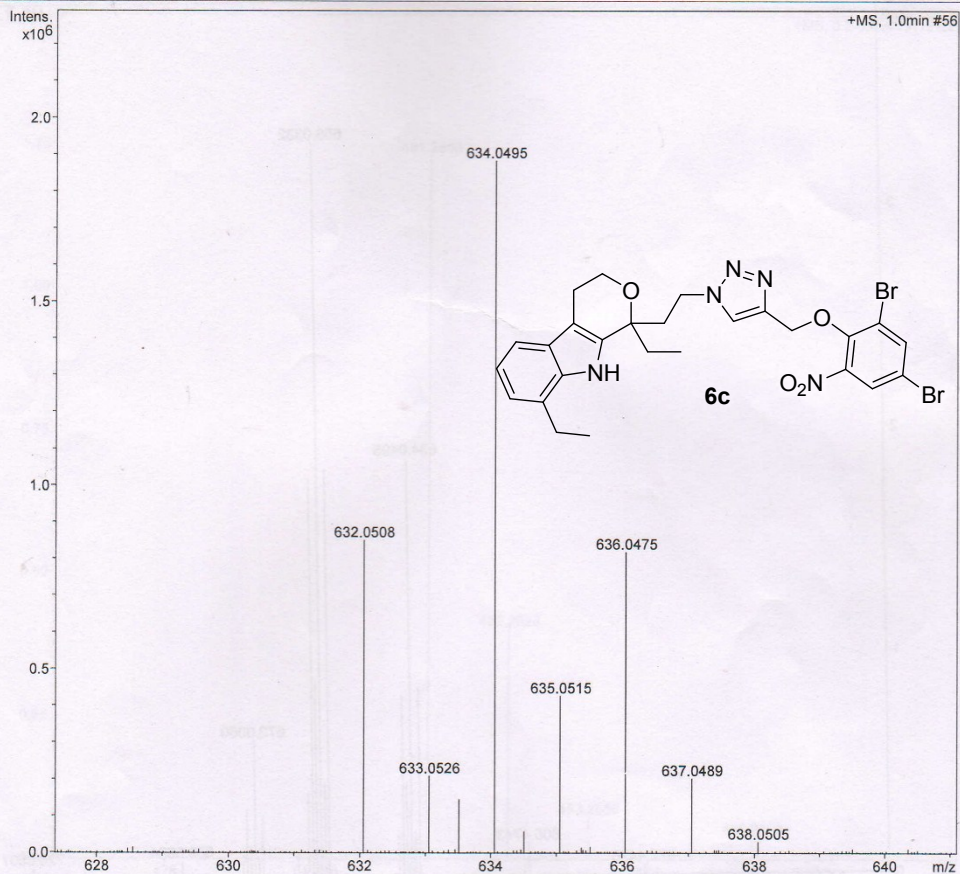
Analysis Name D:\Data\2014\NAGARAJAN\AUG\KB-T3.d
Method tune_low_Pos.m
Sample Name KB-T3-DCM-MEOH
Comment

Acquisition Date 8/28/2014 12:07:45 PM

Operator Ramu Sridhar
Instrument maXis 10138

Acquisition Parameter

Source Type	ESI	Ion Polarity	Positive	Set Nebulizer	4.4 psi
Focus	Not active	Set Capillary	3800 V	Set Dry Heater	180 °C
Scan Begin	50 m/z	Set End Plate Offset	-500 V	Set Dry Gas	4.0 l/min
Scan End	1500 m/z	Set Collision Cell RF	350.0 Vpp	Set Divert Valve	Waste



BRUKER MAXIS HRMS REPORT

School of Chemistry
University of Hyderabad

Analysis Info

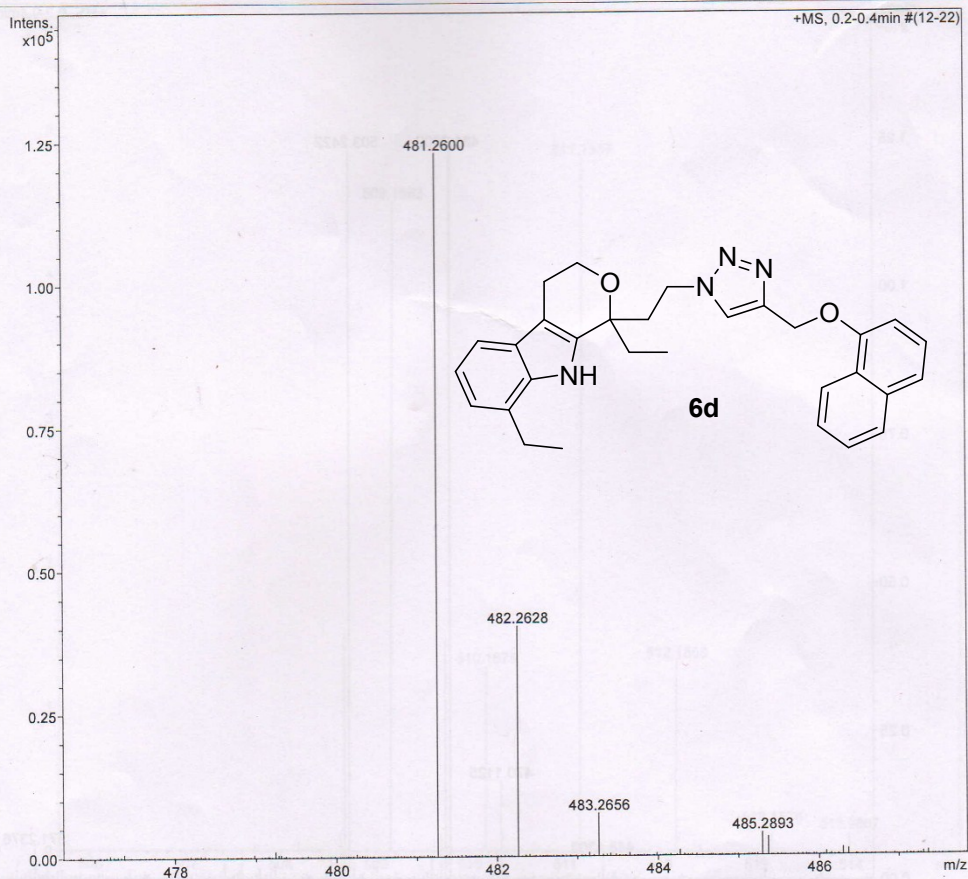
Analysis Name D:\Data\2014\NAGARAJAN\AUG\KB-T4.d
Method tune_low.m
Sample Name KB-T4-DCM-MEOH
Comment

Acquisition Date 8/26/2014 12:36:35 PM

Operator Ramu Sridhar
Instrument maXis 10138

Acquisition Parameter

Source Type	ESI	Ion Polarity	Positive	Set Nebulizer	4.4 psi
Focus	Not active	Set Capillary	4500 V	Set Dry Heater	200 °C
Scan Begin	50 m/z	Set End Plate Offset	-500 V	Set Dry Gas	4.0 l/min
Scan End	1800 m/z	Set Collision Cell RF	350.0 Vpp	Set Divert Valve	Waste



BRUKER MAXIS HRMS REPORT

School of Chemistry
University of Hyderabad

Analysis Info

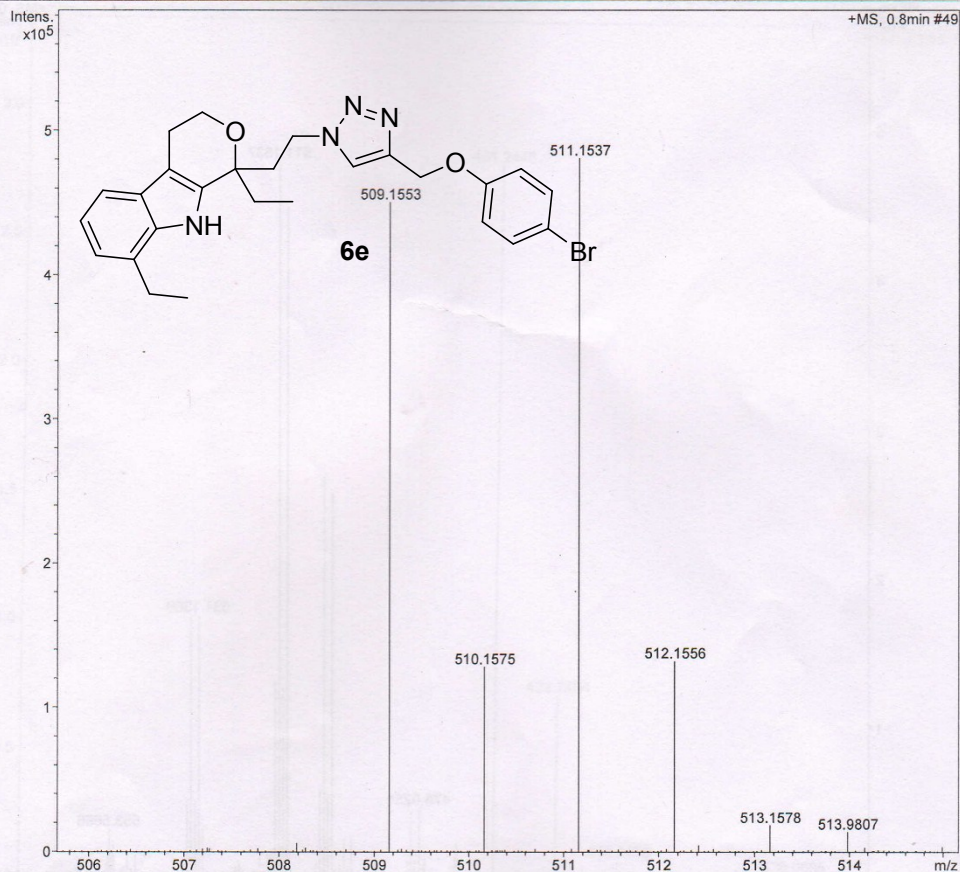
Analysis Name D:\Data\2014\NAGARAJAN\AUG\KB-T5.d
Method tune_low_Pos.m
Sample Name KB-T5-DCM-MEOH
Comment

Acquisition Date 8/28/2014 11:38:44 AM

Operator Ramu Sridhar
Instrument maXis 10138

Acquisition Parameter

Source Type	ESI	Ion Polarity	Positive	Set Nebulizer	4.4 psi
Focus	Not active	Set Capillary	3800 V	Set Dry Heater	180 °C
Scan Begin	50 m/z	Set End Plate Offset	-500 V	Set Dry Gas	4.0 l/min
Scan End	1500 m/z	Set Collision Cell RF	350.0 Vpp	Set Divert Valve	Waste



BRUKER MAXIS HRMS REPORT

School of Chemistry
University of Hyderabad

Analysis Info

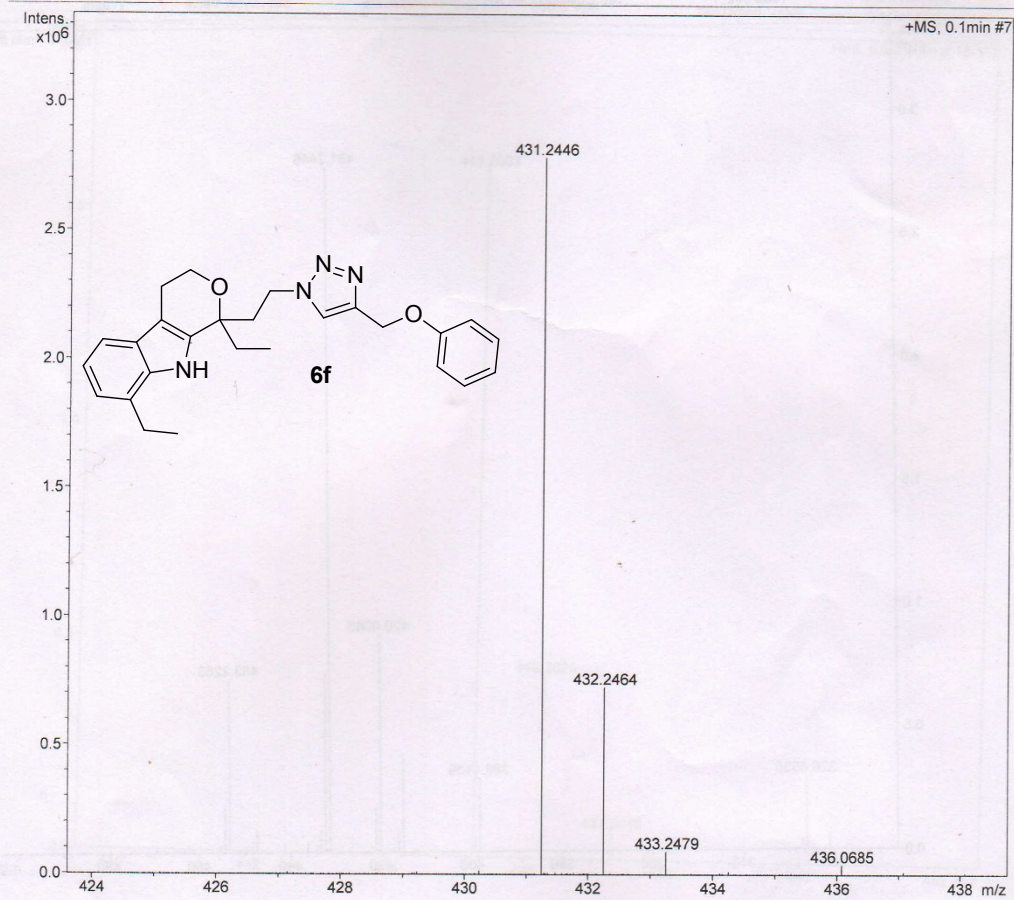
Analysis Name D:\Data\2014\NAGARAJAN\JUL\KB-T6.d
Method tune_low.m
Sample Name KB-T6-DCM-MEOH
Comment

Acquisition Date 7/10/2014 1:11:55 PM

Operator Ramu Sridhar
Instrument maXis 10138

Acquisition Parameter

Source Type	ESI	Ion Polarity	Positive	Set Nebulizer	4.4 psi
Focus	Not active	Set Capillary	4500 V	Set Dry Heater	200 °C
Scan Begin	50 m/z	Set End Plate Offset	-500 V	Set Dry Gas	4.0 l/min
Scan End	1800 m/z	Set Collision Cell RF	350.0 Vpp	Set Divert Valve	Waste



BRUKER MAXIS HRMS REPORT

School of Chemistry
University of Hyderabad

Analysis Info

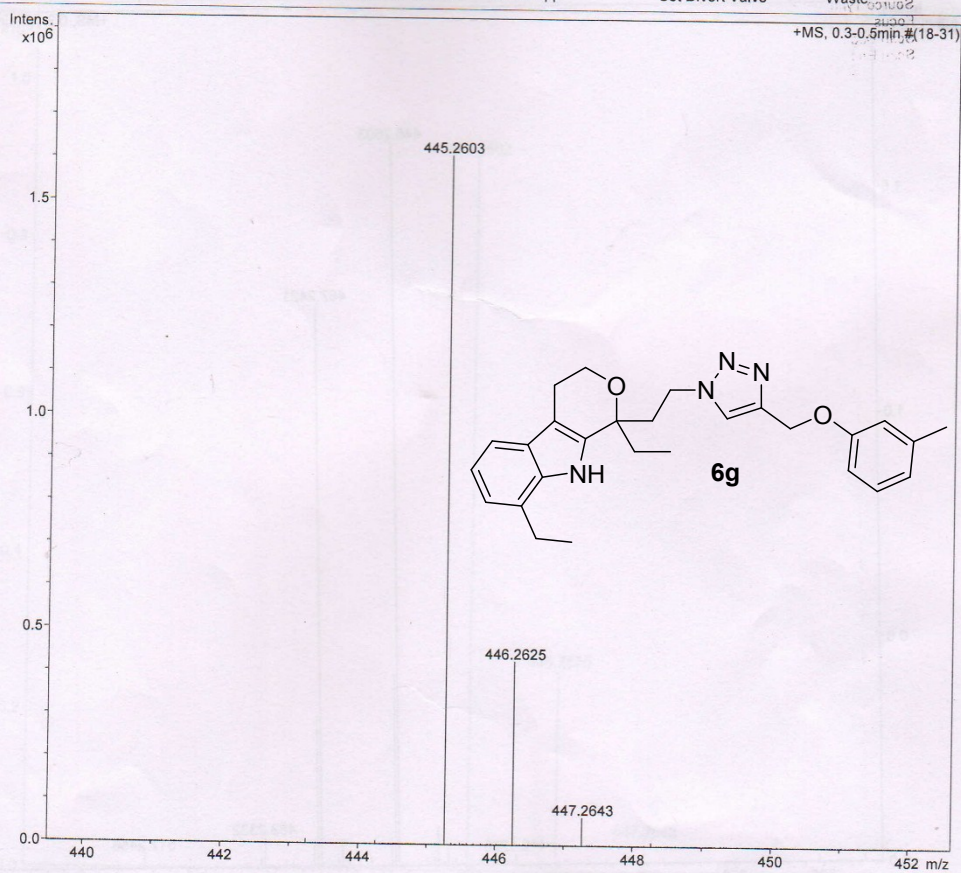
Analysis Name D:\Data\2014\NAGARAJAN\UL\KB-T7.d
Method tune_low.m
Sample Name KB-T7-DCM-MEOH
Comment

Acquisition Date 7/10/2014 1:26:39 PM

Operator Ramu Sridhar
Instrument maxis 10138

Acquisition Parameter

Source Type	ESI	Ion Polarity	Positive	Set Nebulizer	4.4 psi
Focus	Not active	Set Capillary	4500 V	Set Dry Heater	200 °C
Scan Begin	50 m/z	Set End Plate Offset	-500 V	Set Dry Gas	4.0 l/min
Scan End	1800 m/z	Set Collision Cell RF	350.0 Vpp	Set Divert Valve	Waste



BRUKER MAXIS HRMS REPORT

School of Chemistry
University of Hyderabad

Analysis Info

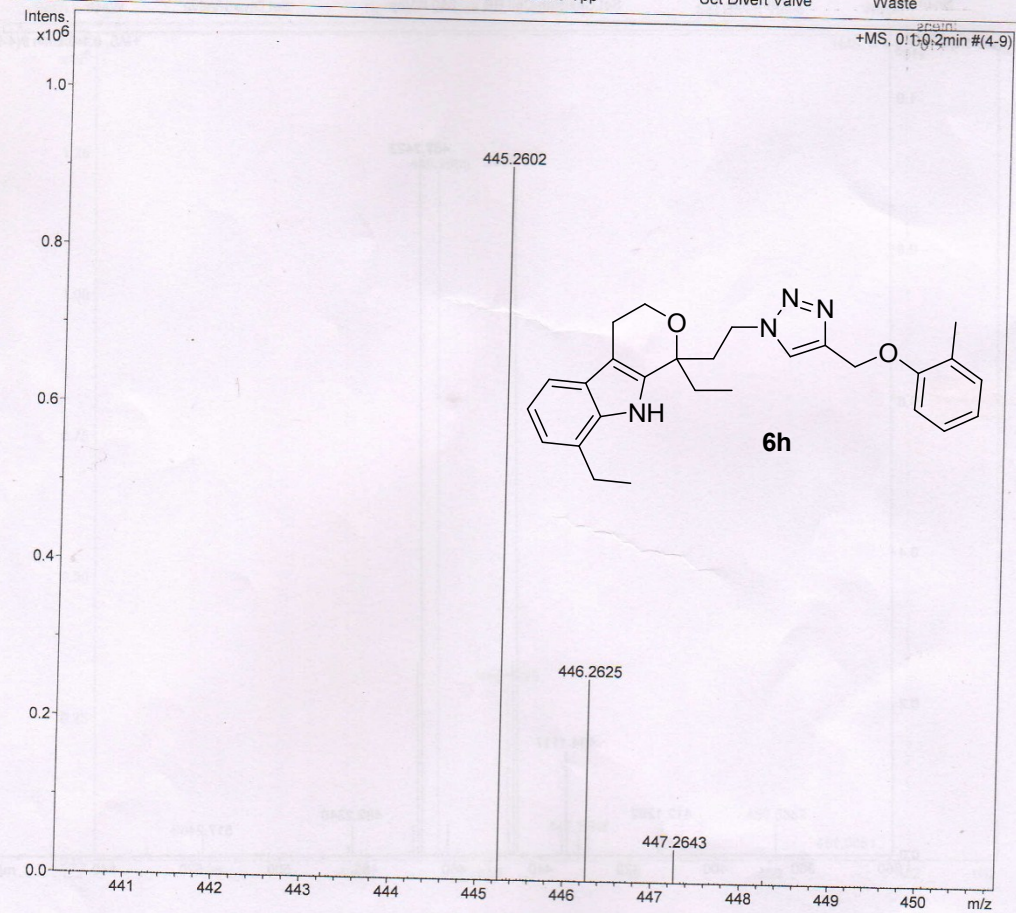
Analysis Name D:\Data\2014\NAGARAJAN\JUL\KB-T8.d
Method tune_low.m
Sample Name KB-T8-DCM-MEOH
Comment

Acquisition Date 7/10/2014 1:30:29 PM

Operator Ramu Sridhar
Instrument maxis 10138

Acquisition Parameter

Source Type	ESI	Ion Polarity	Positive	Set Nebulizer	4.4 psi
Focus	Not active	Set Capillary	4500 V	Set Dry Heater	200 °C
Scan Begin	50 m/z	Set End Plate Offset	-500 V	Set Dry Gas	4.0 l/min
Scan End	1800 m/z	Set Collision Cell RF	350.0 Vpp	Set Divert Valve	Waste



BRUKER MAXIS HRMS REPORT

School of Chemistry
University of Hyderabad

Analysis Info

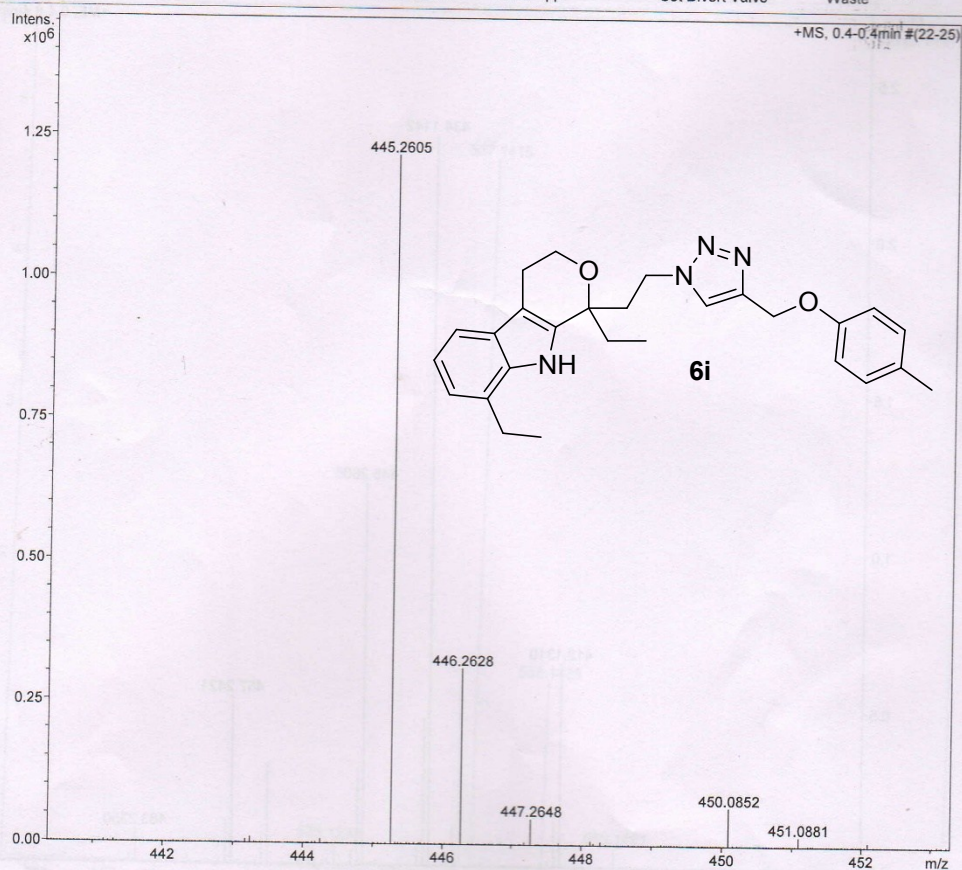
Analysis Name D:\Data\2014\NAGARAJAN\JUL\KB-T9.d
Method tune_low.m
Sample Name KB-T9-DCM-MEOH
Comment

Acquisition Date 7/10/2014 1:34:40 PM

Operator Ramu Sridhar
Instrument maXis 10138

Acquisition Parameter

Source Type	ESI	Ion Polarity	Positive	Set Nebulizer	4.34 psi
Focus	Not active	Set Capillary	4500 V	Set Dry Heater	200 °C
Scan Begin	50 m/z	Set End Plate Offset	-500 V	Set Dry Gas	4.0 l/min
Scan End	1800 m/z	Set Collision Cell RF	350.0 Vpp	Set Divert Valve	Waste



BRUKER MAXIS HRMS REPORT
School of Chemistry
University of Hyderabad

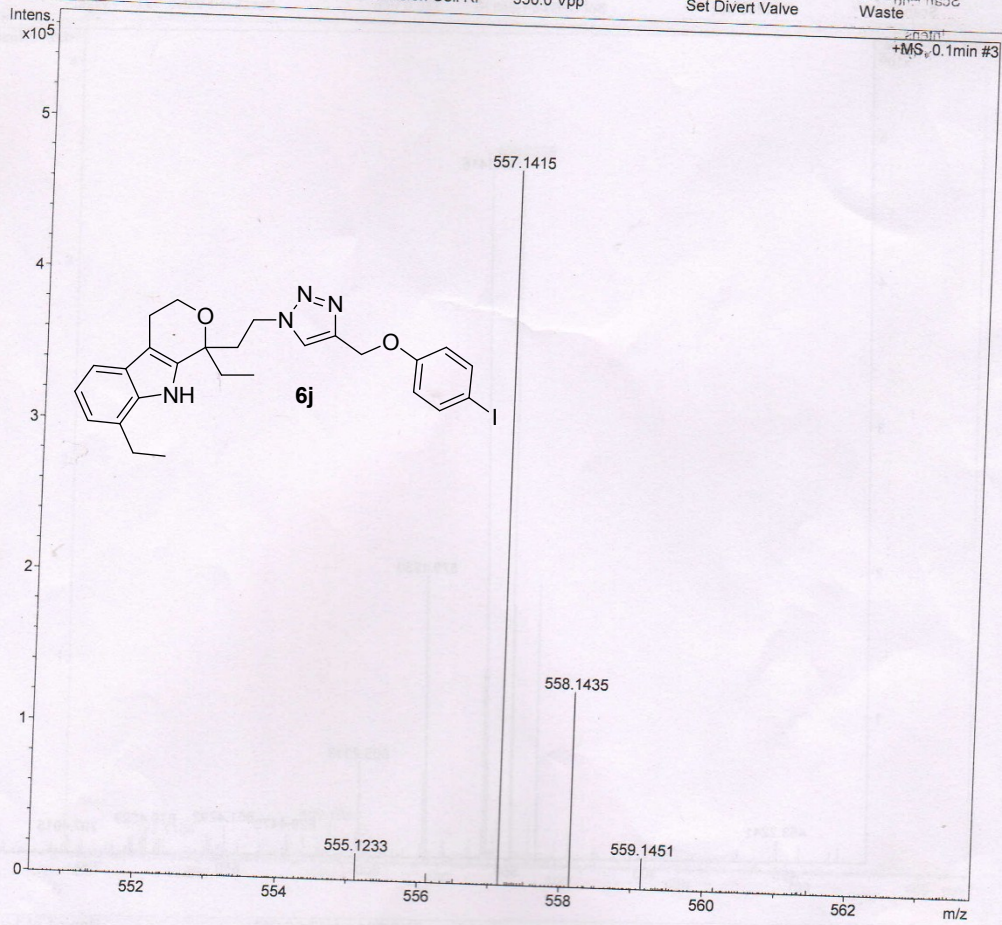
Analysis Info

Analysis Name D:\Data\2014\NAGARAJAN\JUL\KB-T10.d
Method tune_low.m
Sample Name KB-T10-DCM-MEOH
Comment

Acquisition Date 7/10/2014 1:45:13 PM
Operator Ramu Sridhar
Instrument maXis 10138

Acquisition Parameter

Source Type	ESI	Ion Polarity	Positive	Set Nebulizer	4.4 psi
Focus	Not active	Set Capillary	4500 V	Set Dry Heater	200 °C
Scan Begin	50 m/z	Set End Plate Offset	-500 V	Set Dry Gas	4.0 l/min
Scan End	1800 m/z	Set Collision Cell RF	350.0 Vpp	Set Divert Valve	Waste



BRUKER MAXIS HRMS REPORT
School of Chemistry
University of Hyderabad

Analysis Info

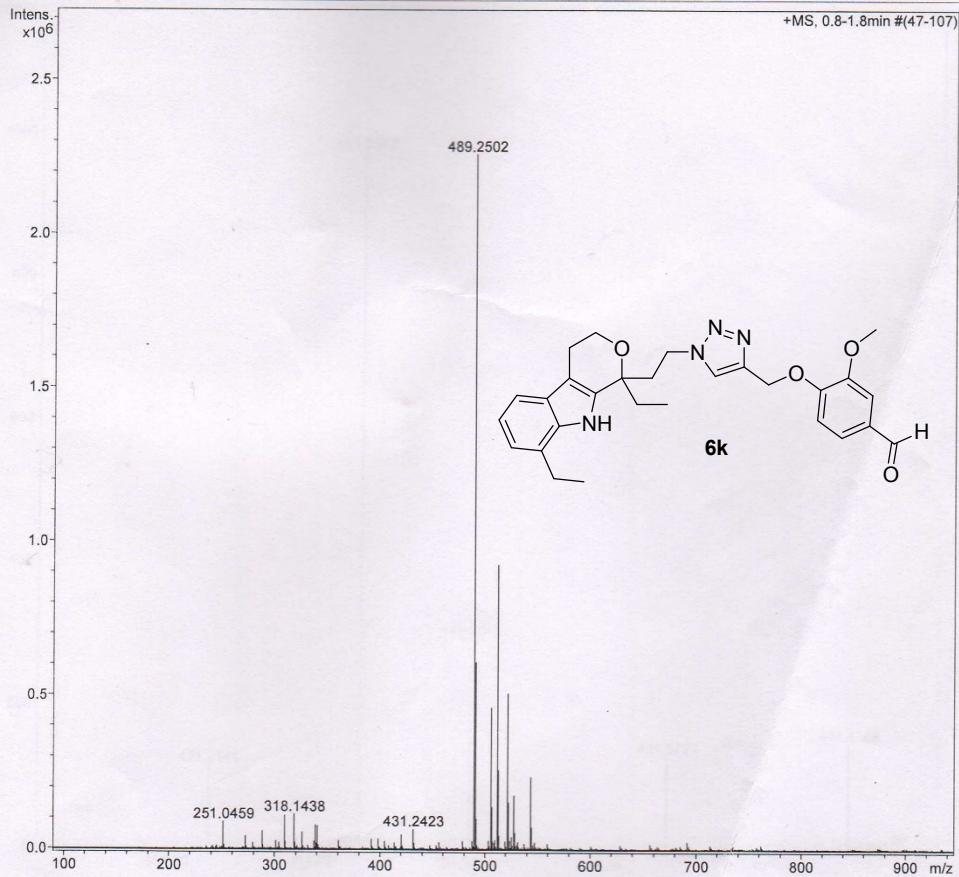
Analysis Name D:\Data\2014\NAGARAJAN\SEPT\KB-T11.d
Method tune_low_Pos.m
Sample Name KB-T11-DCM-MEOH
Comment

Acquisition Date 9/3/2014 2:39:14 PM

Operator Ramu Sridhar
Instrument maXis 10138

Acquisition Parameter

Source Type	ESI	Ion Polarity	Positive	Set Nebulizer	4.4 psi
Focus	Not active	Set Capillary	3800 V	Set Dry Heater	180 °C
Scan Begin	50 m/z	Set End Plate Offset	-500 V	Set Dry Gas	4.0 l/min
Scan End	1500 m/z	Set Collision Cell RF	350.0 Vpp	Set Divert Valve	Waste



BRUKER MAXIS HRMS REPORT
School of Chemistry
University of Hyderabad

Analysis Info

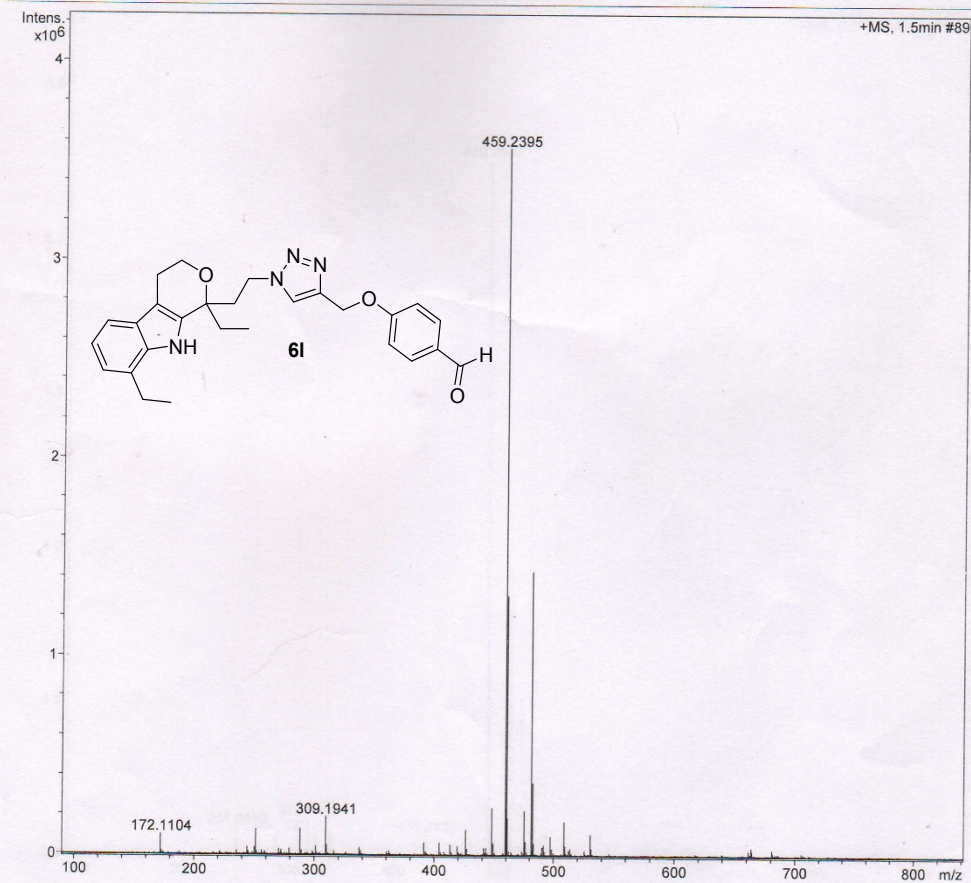
Analysis Name D:\Data\2014\NAGARAJAN\SEPT\KB-T12.d
Method tune_low_Pos.m
Sample Name KB-T12-DCM-MEOH
Comment

Acquisition Date 9/3/2014 2:51:46 PM

Operator Ramu Sridhar
Instrument maXis 10138

Acquisition Parameter

Source Type	ESI	Ion Polarity	Positive	Set Nebulizer	4.4 psi
Focus	Not active	Set Capillary	3800 V	Set Dry Heater	180 °C
Scan Begin	50 m/z	Set End Plate Offset	-500 V	Set Dry Gas	4.0 l/min
Scan End	1500 m/z	Set Collision Cell RF	350.0 Vpp	Set Divert Valve	Waste

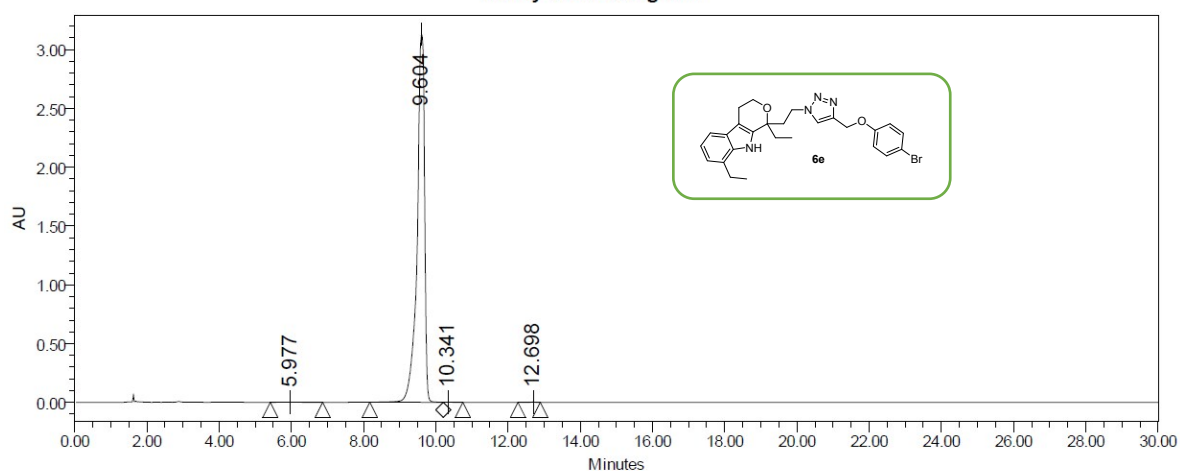


HPLC analysis of compounds 6e, 6f, 6h, 6j and 6l:

PS3 LABORATORIES LLP Analytical Research

Sample Information			
Sample Name:	6e	Acquired By:	E007
Sample Type:	Unknown	Sample Set Name:	April_02
Vial:	77	Acq. Method Set:	PS3_DOCE_MTH
Injection #:	1	Processing Method:	jntu2
Injection Volume:	20.00 ul	Channel Name:	265.0nm
Run Time:	30.0 Minutes	Proc. Chnl. Descr.:	2998 PDA 265.0 nm (2998)
Date Acquired:	05-04-2017 00:53:06 IST		
Date Processed:	05-04-2017 09:25:57 IST		

Purity Chromatogram



Peak Results

	RT	Area	% Area
1	5.977	31025	0.07
2	9.604	44954858	99.83
3	10.341	16223	0.04
4	12.698	27138	0.06

Reported by User: M.Ashok Goud (E007)
Report Method: PS3_Report_LC_PDA
Report Method ID: 2731
Page: 1 of 1

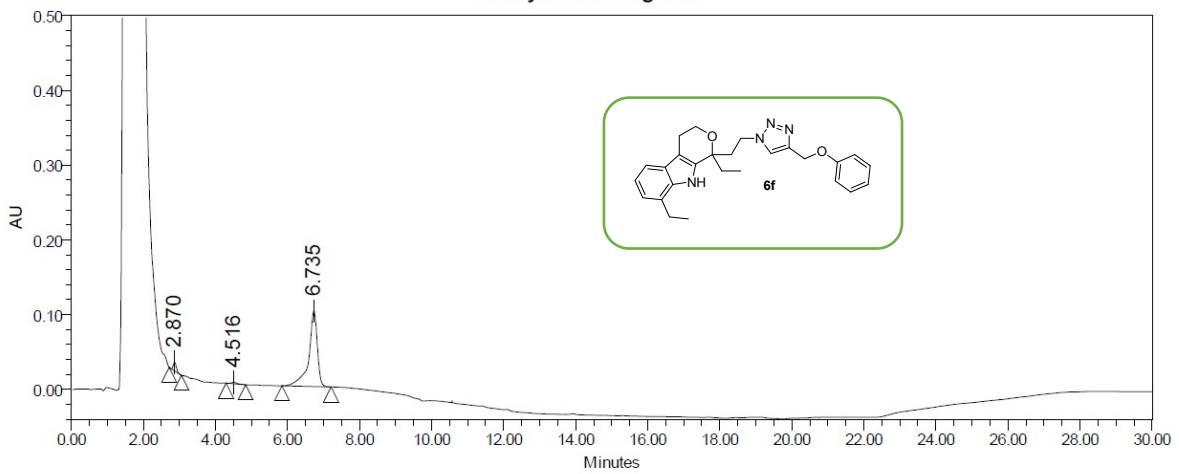
Project Name: PS3_2017\PS3_April_2017
Date Printed: 05-04-2017
09:35:07 Asia/Kolkata

PS3 LABORATORIES LLP
Analytical Research

Sample Information

Sample Name:	6f	Acquired By:	E007
Sample Type:	Unknown	Sample Set Name:	April_02
Vial:	73	Acq. Method Set:	PS3_DOCE_MTH
Injection #:	1	Processing Method:	DCF
Injection Volume:	20.00 ul	Channel Name:	225.0nm
Run Time:	30.0 Minutes	Proc. Chnl. Descr.:	2998 PDA 225.0 nm (2998)
Date Acquired:	04-04-2017 22:37:26 IST		
Date Processed:	05-04-2017 09:29:34 IST		

Purity Chromatogram



Peak Results

	RT	Area	% Area
1	2.870	73137	4.10
2	4.516	20310	1.14
3	6.735	1690889	94.76

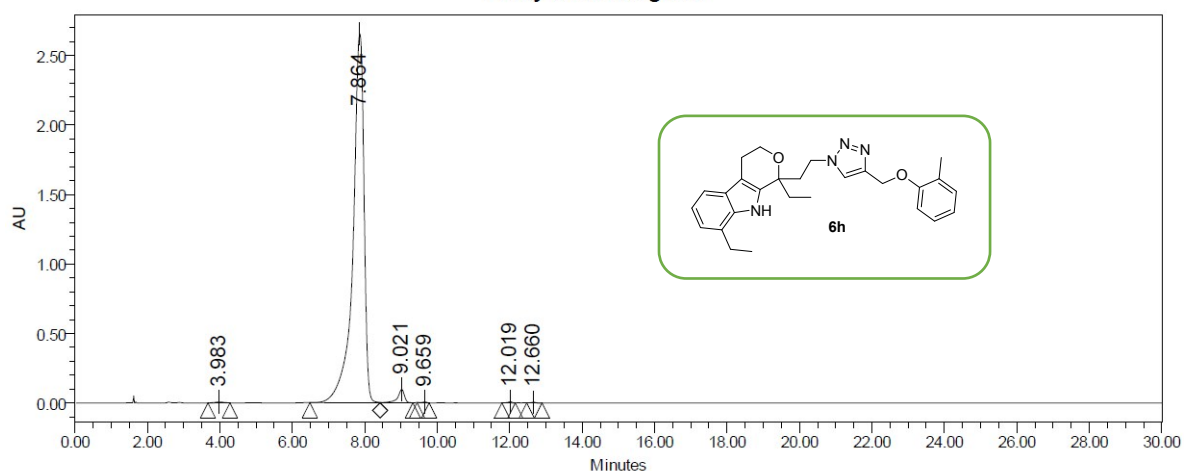
Reported by User: M.Ashok Goud (E007)
Report Method: PS3_Report_LC_PDA
Report Method ID: 2730
Page: 1 of 1

Project Name: PS3_2017\PS3_April_2017
Date Printed:
05-04-2017
09:33:59 Asia/Kolkata

PS3 LABORATORIES LLP
Analytical Research

Sample Information			
Sample Name:	6h	Acquired By:	E007
Sample Type:	Unknown	Sample Set Name:	April_02
Vial:	76	Acq. Method Set:	PS3_DOCE_MTH
Injection #:	1	Processing Method:	jntu2
Injection Volume:	20.00 ul	Channel Name:	305.0nm@1
Run Time:	30.0 Minutes	Proc. Chnl. Descr.:	2998 PDA 305.0 nm (2998)
Date Acquired:	05-04-2017 00:19:13 IST		
Date Processed:	05-04-2017 09:26:39 IST		

Purity Chromatogram



Peak Results

	RT	Area	% Area
1	3.983	101326	0.18
2	7.864	56182897	97.44
3	9.021	1231228	2.14
4	9.659	50536	0.09
5	12.019	58731	0.10
6	12.660	35068	0.06

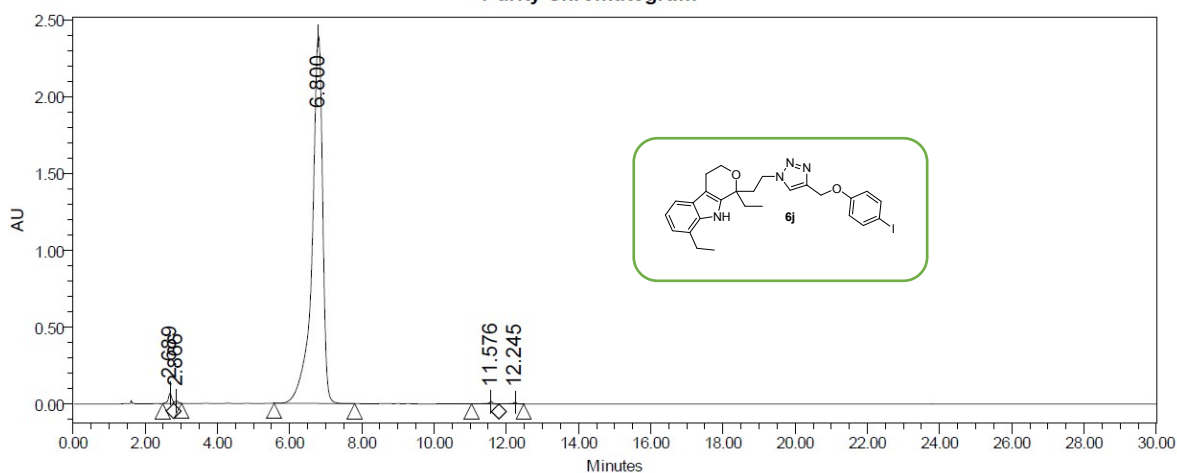
Reported by User: M.Ashok Goud (E007)
Report Method: PS3_Report_LC_PDA
Report Method ID: 2731
Page: 1 of 1

Project Name: PS3_2017\PS3_April_2017
Date Printed: 05-04-2017
09:35:16 Asia/Kolkata

PS3 LABORATORIES LLP
Analytical Research

Sample Information			
Sample Name:	6j	Acquired By:	E007
Sample Type:	Unknown	Sample Set Name:	April_02
Vial:	75	Acq. Method Set:	PS3_DOCE_MTH
Injection #:	1	Processing Method	jntu2
Injection Volume:	20.00 ul	Channel Name:	291.0nm
Run Time:	30.0 Minutes	Proc. Chnl. Descr.:	2998 PDA 291.0 nm (2998)
Date Acquired:	04-04-2017 23:45:13 IST		
Date Processed:	05-04-2017 09:27:14 IST		

Purity Chromatogram



Peak Results

	RT	Area	% Area
1	2.689	459694	0.93
2	2.866	119453	0.24
3	6.800	48566514	98.43
4	11.576	116167	0.24
5	12.245	77770	0.16

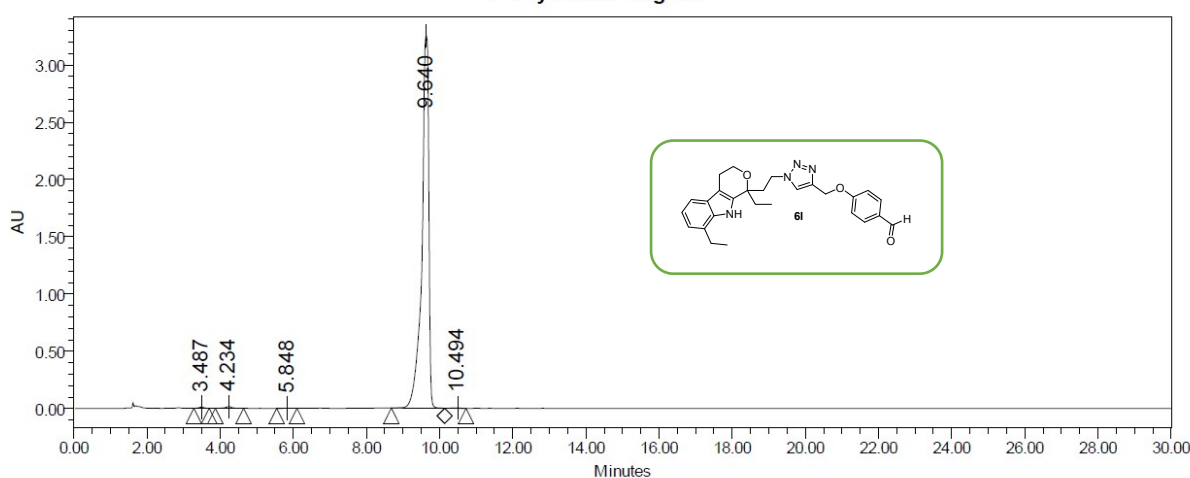
Reported by User: M.Ashok Goud (E007)
Report Method: PS3_Report_LC_PDA
Report Method ID: 2731
Page: 1 of 1

Project Name: PS3_2017\PS3_April_2017
Date Printed:
05-04-2017
09:35:26 Asia/Kolkata

PS3 LABORATORIES LLP
Analytical Research

Sample Information			
Sample Name:	6l	Acquired By:	E007
Sample Type:	Unknown	Sample Set Name:	April_02
Vial:	74	Acq. Method Set:	PS3_DOCE_MTH
Injection #:	1	Processing Method:	jntu2
Injection Volume:	20.00 ul	Channel Name:	258.0nm
Run Time:	30.0 Minutes	Proc. Chnl. Descr.:	2998 PDA 258.0 nm (2998)
Date Acquired:	04-04-2017 23:11:19 IST		
Date Processed:	05-04-2017 09:27:45 IST		

Purity Chromatogram



Peak Results

	RT	Area	% Area
1	3.487	93638	0.22
2	4.234	176162	0.41
3	5.848	19163	0.04
4	9.640	42821600	99.20
5	10.494	55788	0.13

Reported by User: M.Ashok Goud (E007)
Report Method: PS3_Report_LC_PDA
Report Method ID: 2731
Page: 1 of 1

Project Name: PS3_2017\PS3_April_2017
Date Printed: 05-04-2017
09:35:36 Asia/Kolkata