

The Dual Role of Thiourea in Thiotrifluoromethylation of Alkenes

Paolo Ricci,^{†‡} Tanatorn Khotavivattana,^{†‡} Lukas Pfeifer,[†] Maurice Médebielle,[&] John Richard Morphy,[‡] and Véronique Gouverneur^{*†}

[†] Chemistry Research Laboratory, University of Oxford, 12 Mansfield Road, OX1 3TA, Oxford, United Kingdom

[‡] Medicinal Chemistry, Eli Lilly and Company Limited, Erl Wood Manor, Sunninghill Road, Windlesham, Surrey, GU20 6PH, United Kingdom

[&] Université Claude Bernard Lyon I, ICBMS UMR CNRS – UCBL – INSA 5246, Equipe “Synthèse de Molécules d’Intérêt Thérapeutique (SMITH)” 43 bd du 11 Novembre 1918 Villeurbanne 69622, France

Table of Contents

1. General Experimental Information	S2
2. General experimental Procedures and Characterisation Data	S2
3. Mechanistic Experiments	S52
3.1 Thiotrifluoromethylation of 1aa in presence of TEMPO	S52
3.2 Thiotrifluoromethylation of Diethyl 2,2-diallyl Malonate	S53
3.3 Trifluoromethylation-Cyclization of Urea 6 and Amide 8	S55
3.4 Thiotrifluoromethylation of Thioamide 12	S62
3.5 Thiotrifluoromethylation of Pent-4-ene-1-thiol 14	S63
3.6 Thiotrifluoromethylation of 1aa with Different Acids	S67
3.7 Additional Studies on the Selectivity	S68
4. Cyclic Voltammetry Analysis	S74
5. NMR Spectra of Novel Compounds	S77
6. Crystallographic Data	S177

1. General Experimental Information

All NMR spectra were recorded on Bruker AVF400, AVB400 and AVC500 spectrometers. Proton and carbon-13 NMR spectra are reported as chemical shifts (δ) in parts per million (ppm) relative to the solvent peak using the Bruker internal referencing procedure (edlock). Fluorine-19 NMR spectra are referenced relative to CFCl_3 in CDCl_3 . Coupling constants (J) are reported in units of hertz (Hz). The following abbreviations are used to describe multiplicities – s (singlet), d (doublet), t (triplet), q (quartet), m (multiplet), br s (broad singlet). High resolution mass spectra (HRMS, m/z) were recorded on a Bruker MicroTOF spectrometer using positive electrospray ionization (ESI^+) or on a Micromass GCT spectrometer using field ionization (FI^+) or chemical ionization (CI^+). Infrared spectra were recorded either as the neat compound or in a solution using a Bruker Tensor 27 FT-IR spectrometer. Absorptions are reported in wavenumbers (cm^{-1}) and only peaks of interest are reported. Melting points of solids were measured on a Griffin apparatus and are uncorrected. IUPAC names were obtained using the ACD/I-Lab service. Solvents were purchased from Fisher, Acros or Sigma-Aldrich. When dry solvents were required they were purified by expression through an activated alumina column built according to the procedures described by Pangborn and Grubbs.¹ Chemicals were purchased from Acros, Alfa Aesar, Fisher, Fluorochem, Sigma-Aldrich and used as received. Reactions were monitored by thin-layer chromatography (TLC) carried out on Merck Kiesegel 60 F254 plates, silica gel column chromatography was performed over Merck silica gel C60 (40-60 μm).

¹ Pangborn, A. B.; Giardello M. A.; Grubbs, R. H.; Rosen, R. K.; Timmers, F. J. *Organometallics* **1996**, *15*, 1518.

2. General Experimental Procedures and Characterisation data

General procedure A (*Preparation of thioureas from amines*)

To a solution of appropriate amine (1.0–1.2 equiv.) in DCM (0.1 M) was added an appropriate isothiocyanate (1.0–1.2 equiv.) and the mixture was stirred at room temperature for 16 hours under nitrogen atmosphere. The reaction mixture was concentrated *in vacuo*. The crude product was purified by silica gel column chromatography or precipitation by redissolving in DCM followed by addition of Et_2O and *n*-pentane. The solid was collected by filtration and washed with *n*-pentane (x2).

General procedure B (*for the synthesis of thioureas 1ca, 1da, 1ea and 1fa*)

The amine precursor was synthesized by a known procedure.^{2,3} To a solution of the corresponding methallyl bromide (5 mmol) in DCM (12.5 mL), PPh_3 (1.70 g, 6.5 mmol) was

added portionwise at 0 °C and the reaction was stirred at 0 °C for 3 hours. The solvent was removed *in vacuo* and the crude mixture was dissolved in a mixture 4:1 of THF:H₂O (15 mL) and treated with NaN₃ (420 mg, 6.5 mmol). The reaction was stirred at room temperature for 2 hours and then PPh₃ (2.20 g, 8.4 mmol) was added. The reaction was stirred for an additional 12 hours and then THF was removed *in vacuo*. The resulting oil was diluted with concentrated HCl (15 mL) and stirred for 30 minutes at room temperature. The suspension was then extracted with Et₂O (20 mL x 2). The aqueous layer was then basified by adding solid KOH and extracted with Et₂O (2 x 40 mL). The combined organic phase was then dried over Na₂SO₄ and concentrated *in vacuo* to provide the crude methallyl amine. DCM (20 mL) and phenyl isothiocyanate (0.676 g, 5 mmol) were added under N₂ atmosphere and the reaction was stirred for 16 hours at room temperature. Solvent was then removed and Et₂O (10 mL) was added. The corresponding solid was then filtered and washed with *n*-pentane (2 x 10 mL) affording the desired thiourea.

² Kawato, Y.; Kubota, A.; Ono, Y.; Egami, H.; Hamashima, Y. *Org. Lett.* **2015**, *17*, 1244-1247.

³ Tripathi, C. B.; Mukherjee, S. *Angew. Chem., Int. Ed.* **2013**, *52*, 8450-8453.

General procedure C (Preparation of isothiocyanates from amines)

To a solution of appropriate amine (2.0 mmol) in EtOH (4 mL) was added triethylamine (0.28 mL, 2.0 mmol) and carbon disulfide (0.36 mL, 6.0 mmol). The mixture was stirred at room temperature for 2 hours then cooled to 0 °C. Di-*tert*-butyl dicarbonate (437 mg, 2.0 mmol) and 4-(dimethylamino)pyridine (7.3 mg, 0.06 mmol) were added then the mixture was stirred at room temperature for 4 hours. The reaction mixture was diluted with EtOAc (20 mL) and the organic layer was washed with H₂O (20 mL) and brine (20 mL). The organic layer was dried over MgSO₄, filtered and concentrated *in vacuo*. The crude product was purified by silica gel column chromatography.

General procedure D (for the synthesis of thioureas **1la and **1ma**)**

The amine precursor was synthesized by a known procedure.⁴ A solution of methyl anthranilate (5 mmol) in Et₂O (20 mL, 0.25 M) under Ar was cooled to -40 °C and MeMgBr (3 M solution in Et₂O, 4.5 mL, 13.5 mmol) was added dropwise over 20 minutes while maintaining vigorous stirring. The mixture was heated to room temperature and stirred for 3 hours. The mixture was quenched with saturated NaHCO₃. The organic layer was separated and the aqueous layer was extracted with Et₂O (2 x 40 mL). The combined organic layers were washed with brine (50 mL), dried over MgSO₄ and filtered. The solvent was removed *in vacuo* and the crude product was then heated at 230 °C for 20 minutes without stirring. The flask was cooled down to room temperature, Et₂O (100 mL) was added and the organic layer was washed with brine (50 mL), dried over MgSO₄ and the solvent removed *in vacuo*. DCM (20 mL) and phenyl isothiocyanate (5 mmol) were added under N₂ atmosphere

and the reaction was stirred for 16 hours at room temperature. Solvent was then removed and Et₂O (10 mL) was added. The corresponding solid was then filtered and washed with *n*-pentane (2 x 10 mL) affording the desired thiourea.

⁴ Mitsuhiro, A.; Fujii, Y.; Kato, H.; Fukuda, H.; Matsumoto, T.; Ito, M.; Abe, H.; Ito, H. Shuto, S. *Angew. Chem., Int. Ed.* **2013**, *52*, 1003-1007.

General procedure E (*Reduction of aldehydes with NaBH₄*)

Into a solution of appropriate aldehyde (12.0 mmol) in MeOH (20 mL) was added NaBH₄ (302 mg, 8.0 mmol) at 0 °C. The reaction was stirred at room temperature for 3 hours then quenched with water and the mixture was extracted with Et₂O (x2). Combined organic layers were washed with brine, dried over MgSO₄ and concentrated *in vacuo*. The crude alcohol was used in the next step without further purification.

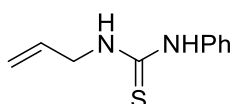
General procedure F (*Synthesis of N-allyl phthalimides from allyl alcohols*)

To the solution of appropriate allyl alcohol (5.0 mmol) in THF (25 mL) was added PPh₃ (1.31 g, 5.0 mmol), phthalimide (736 mg, 5.0 mmol) and diethyl azodicarboxylate (0.79 mL, 5.0 mmol) at 0 °C. After stirring for 16 hours at room temperature, the reaction mixture was concentrated *in vacuo*. The crude product was either purified by silica gel column chromatography or used in the next step without further purification.

General procedure G (*Hydrazinolysis of phthalimides*)

Into a solution of appropriate phthalimide (2.5 mmol) in MeOH (25 mL) was added hydrazine monohydrate (0.18 mL, 3.75 mmol) and the reaction mixture was stirred for 16 hours under reflux. The mixture was cooled, concentrated *in vacuo*, redissolved in 1M HCl (20 mL) and the resulting suspension was filtered. The filtrate was basified to pH = 10 using 5M NaOH and extracted with Et₂O (x2). Combined organic layers were washed with brine, dried over MgSO₄ and concentrated *in vacuo*. The crude amine was used in the next step without further purification.

1-Allyl-3-phenylthiourea (1aa)

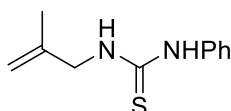


The title compound was prepared following general procedure A using allylamine (0.3 mL, 4.0 mmol), DCM (30 mL) and phenyl isothiocyanate (0.53 mL, 4.4 mmol). The crude product

was purified by precipitation to give the title compound (705 mg, 92 % yield) as a white solid.

(¹H NMR, 400 MHz, CDCl₃): δ (ppm) = 8.01 (br s, 1H), 7.43 (t, *J* = 7.6 Hz, 2H), 7.30 (t, *J* = 7.5 Hz, 1H), 7.22 (d, *J* = 7.6 Hz, 2H), 6.05 (br s, 1H), 5.87 (*app.* dq, *J* = 11.0, 5.7 Hz, 1H), 5.21-5.11 (m, 2H), 4.29 (dt, *J* = 5.7, 1.2 Hz, 2H); (¹³C NMR, 101 MHz, CDCl₃): δ (ppm) = 180.4, 136.1, 133.1, 130.0, 127.1, 125.1, 116.9, 47.5; IR: 3208, 2360, 1644, 1529, 1313, 1235, 1192, 918 cm⁻¹; HRMS (ESI) for C₁₀H₁₃N₂S [M+H]⁺ requires 193.0790 found 193.0797; Mp. = 90–92 °C.

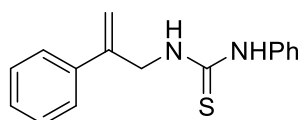
1-(2-Methylallyl)-3-phenylthiourea (1ba)



The title compound was prepared following general procedure A using 2-methylprop-2-en-1-amine (284 mg, 4.0 mmol), DCM (30 mL) and phenyl isothiocyanate (0.53 mL, 4.4 mmol). The crude product was purified by precipitation to give the title compound (745 mg, 90 % yield) as a white solid.

(¹H NMR, 400 MHz, CDCl₃): δ (ppm) = 8.32 (br s, 1H), 7.45 (t, *J* = 7.7 Hz, 2H), 7.33 (t, *J* = 7.5 Hz, 1H), 7.27 (d, *J* = 7.6 Hz, 2H), 6.12 (br s, 1H), 4.86 (s, 1H), 4.79 (s, 1H), 4.24 (d, *J* = 4.4 Hz, 2H), 1.76 (s, 3H); (¹³C NMR, 101 MHz, CDCl₃): δ (ppm) = 180.9, 141.1, 135.9, 130.2, 127.4, 125.4, 111.1, 50.7, 20.5; IR: 3215, 2980, 2360, 1596, 1533, 1496, 1451, 1349, 1313, 1234, 1189, 1028, 943, 892 cm⁻¹; HRMS (ESI) for C₁₁H₁₅N₂S [M+H]⁺ requires 207.0951 found 207.0951; Mp. = 83–84 °C.

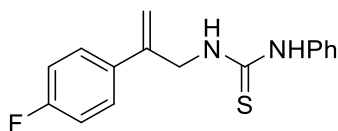
1-Phenyl-3-(2-phenylallyl)thiourea (1ca)



The title compound was prepared following general procedure B using (3-bromoprop-1-en-2-yl)benzene (980 mg, 5.0 mmol). The crude product was purified by precipitation to give the title compound (540 mg, 40 % overall yield) as a white solid.

(¹H NMR, 400 MHz, CDCl₃): δ (ppm) = 8.02 (br s, 1H), 7.44-7.31 (m, 5H), 7.29-16 (m, 3H), 6.91 (d, *J* = 7.6 Hz, 2H), 5.98 (br s, 1H), 5.42 (s, 1H), 5.21 (s, 1H), 4.73 (d, *J* = 5.2 Hz, 2H); (¹³C NMR, 101 MHz, CDCl₃): δ (ppm) = 180.1, 143.5, 138.1, 135.9, 129.8, 128.4, 128.0, 126.7, 126.1, 124.6, 114.2, 49.1; IR = 3379, 3200, 3056, 1632, 1598, 1495, 1350, 1297, 779 cm⁻¹; HRMS (ESI) for C₁₆H₁₇N₂S [M+H]⁺ requires 269.1107 found 269.1106; Mp. 120-122°C.

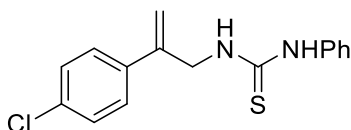
1-(2-(4-Fluorophenyl)allyl)-3-phenylthiourea (1da)



The title compound was prepared following general procedure B using 1-(3-bromoprop-1-en-2-yl)-4-fluorobenzene (1.08 g, 5.0 mmol), providing the title compound (472 mg, 33 % overall yield) as a white solid.

(¹H NMR, 400 MHz, CDCl₃): δ (ppm) = 7.76 (br s, 1H), 7.44-7.36 (m, 2H), 7.31 (t, *J* = 7.4 Hz, 2H), 7.30-7.22 (m, 1H), 7.05 (t, *J* = 8.1 Hz, 2H), 6.96 (d, *J* = 7.7 Hz, 2H), 5.92 (br s, 1H), 5.38 (s, 1H), 5.19 (br s, 1H), 4.72 (d, *J* = 5.3 Hz, 2H); (¹³C NMR, 101 MHz, CDCl₃): δ (ppm) = 180.6, 162.7 (d, *J* = 248.4 Hz), 142.8, 135.8, 134.2 (d, *J* = 3.3 Hz), 130.1, 128.0 (d, *J* = 8.1 Hz), 127.2, 125.0, 115.4 (d, *J* = 21.4 Hz), 114.3, 49.3; (¹⁹F NMR, 377 MHz, CDCl₃): δ (ppm) = -113.6 (m, 1F); IR: 3208, 2360, 1644, 1530, 1419, 1313, 1236, 1191, 993 cm⁻¹; HRMS (ESI) for C₁₆H₁₆N₂FS [M+H]⁺ requires 287.1013 found 287.1013; Mp. 118-120 °C.

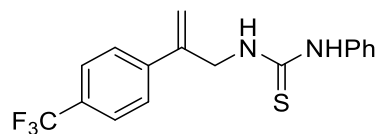
1-(2-(4-chlorophenyl)allyl)-3-phenylthiourea (1ea)



The title compound was prepared following general procedure B using 1-(3-bromoprop-1-en-2-yl)-4-chlorobenzene (1.16 g, 5.0 mmol). The crude product was purified by precipitation to give the title compound (560 mg, 36 % overall yield) as a white solid.

(¹H NMR, 400 MHz, CDCl₃): δ (ppm) = 7.81 (br s, 1H), 7.41-7.31 (m, 6H), 7.30-7.24 (m, 1H), 6.97 (d, *J* = 7.6 Hz, 2H), 5.95 (br s, 1H), 5.44 (s, 1H), 5.24 (s, 1H), 4.73 (d, *J* = 5.3 Hz, 2H); δ =; (¹³C NMR, 101 MHz, CDCl₃): δ (ppm) = 180.6, 142.6, 136.8, 135.8, 134.0, 130.0, 128.7, 127.6, 127.2, 125.0, 114.9, 49.1; IR 3259, 2936, 2832, 1615, 1532, 1322, 1262, 1165, 1119, 1067, 1016, 839 cm⁻¹; ; HRMS (ESI) for C₁₆H₁₆ClN₂S [M+H]⁺ requires 303.0717 found 303.0717; Mp. 135-137°C.

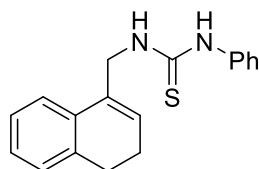
1-phenyl-3-(2-(4-(trifluoromethyl)phenyl)allyl)thiourea (1fa)



The title compound was prepared following general procedure B using 1-(3-bromoprop-1-en-2-yl)-4-(trifluoromethyl)benzene (1.31 g, 5.0 mmol). The crude product was purified by precipitation to give the title compound (420 mg, 25 % overall yield) as a white solid.

(¹H NMR, 400 MHz, CDCl₃): δ (ppm) = 7.67 (br s, 1H), 7.62 (d, *J* = 8.3 Hz, 2H), 7.53 (d, *J* = 8.3 Hz, 2H), 7.34-7.21 (m, 3H), 7.30-7.24 (m, 1H), 6.94 (d, *J* = 7.4 Hz, 2H), 5.90 (br s, 1H), 5.51 (s, 1H), 5.31 (s, 1H), 4.76 (d, *J* = 5.3 Hz, 2H); (¹³C NMR, 101 MHz, CDCl₃ + DMSO-d₆ (5% v/v)): δ (ppm) = 180.9, 142.8, 141.9, 136.7, 130.0 (q, *J* = 32.6 Hz), 129.6, 126.5, 126.4, 125.4 (q, *J* = 4.1 Hz), 125.3 (q, *J* = 272.1 Hz), 124.6, 116.0, 48.5; (¹⁹F NMR, 377 MHz, CDCl₃): δ (ppm) = -62.6 (s, 3F); IR 3208, 2361, 1595, 1531, 1496, 1451, 1314, 1237, 1419, 1237, 1192, 1073, 993 cm⁻¹; HRMS (ESI) for C₁₆H₁₃F₃N₂S [M+H]⁺ requires 337.0976 found 337.0976; Mp. 112-114°C.

1-((3,4-Dihydronaphthalen-1-yl)methyl)-3-phenylthiourea (1ga)

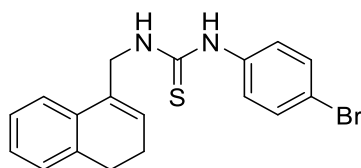


The title compound was prepared following general procedure A using (3,4-dihydronaphthalen-1-yl)methanamine⁵ (796 mg, 5.0 mmol), DCM (50 mL) and phenyl isothiocyanate (0.60 mL, 5.0 mmol). The crude product was purified by precipitation to give the title compound (1.28 g, 87 % yield) as a white solid.

(¹H NMR, 400 MHz, CDCl₃): δ (ppm) = 8.45 (br s, 1H), 7.47-7.40 (m, 3H), 7.37-7.23 (m, 6H), 6.20 (br s, 1H), 6.16 (t, *J* = 4.4 Hz, 1H), 4.81 (d, *J* = 4.4 Hz, 2H), 2.87 (t, *J* = 8.1 Hz, 2H), 2.44-2.39 (m, 2H); (¹³C NMR, 101 MHz, CDCl₃): δ (ppm) = 180.1, 136.3, 136.0, 132.6, 132.2, 130.0, 128.5, 127.7, 127.3, 126.9, 126.6, 124.7, 122.7, 48.0, 27.7, 22.9; IR: ν 3382, 3201, 2934, 2883, 2830, 1596, 1530, 1495, 1449, 1344, 1298, 1236, 1185, 1134, 1072, 1022, 970 cm⁻¹; HRMS (ESI) for C₁₈H₁₉N₂S [M+H]⁺ requires 295.1264 found 295.1264; Mp. 105-108 °C.

⁵ Rauniyar, V; Lackner, A. D.; Hamilton, G. L.; Toste, F. D. *Science* **2011**, *334*, 1681-1684.

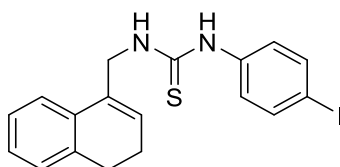
1-(4-Bromophenyl)-3-((3,4-dihydronaphthalen-1-yl)methyl)thiourea (1gb)



The title compound was prepared following general procedure A using (3,4-dihydronaphthalen-1-yl)methanamine⁵ (478 mg, 3.0 mmol), DCM (30 mL) and 4-bromophenyl isothiocyanate (642 mg, 3.0 mmol). The crude product was purified by precipitation to give the title compound (821 mg, 73 % yield) as a white solid.

(¹H NMR, 400 MHz, CDCl₃): δ (ppm) = 8.36 (br s, 1H), 7.43 (dt, *J* = 8.6, 2.4 Hz, 2H), 7.29–7.17 (m, 4H), 7.00 (d, *J* = 8.3 Hz, 2H), 6.06 (t, *J* = 4.3 Hz, 1H), 6.00 (br s, 1H), 4.67 (d, *J* = 3.9 Hz, 2H), 2.77 (t, *J* = 8.1 Hz, 2H), 2.44–2.29 (m, 2H); (¹³C NMR, 101 MHz, CDCl₃): δ (ppm) = 180.1, 136.4, 135.3, 133.2, 132.6, 132.1, 129.1, 127.9, 127.6, 126.8, 126.3, 122.8, 120.3, 48.2, 27.8, 23.0; IR: 3232, 2934, 1534, 1488, 1452, 1308, 1283, 1238, 1099, 1072, 1010, 970, 908, 823 cm⁻¹; HRMS (ESI) for C₁₈H₁₈N₂BrS [M+H]⁺ requires 373.0369 found 373.0370; Mp. 112–114 °C.

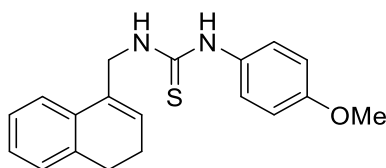
1-(4-Iodophenyl)-3-((3,4-dihydronaphthalen-1-yl)methyl)thiourea (1gc)



The title compound was prepared following general procedure A using (3,4-dihydronaphthalen-1-yl)methanamine⁵ (478 mg, 3.0 mmol), DCM (30 mL) and 4-iodophenyl isothiocyanate (735 mg, 3.0 mmol). The crude product was purified by precipitation to give the title compound (913 mg, 72 % yield) as a white solid.

(¹H NMR, 400 MHz, CDCl₃): δ (ppm) = 8.32 (br s, 1H), 7.72 (d, *J* = 8.6 Hz, 2H), 7.39–7.27 (m, 4H), 6.86 (d, *J* = 7.8 Hz, 2H), 6.16 (t, *J* = 3.9 Hz, 1H), 6.11 (br s, 1H), 4.77 (d, *J* = 3.2 Hz, 2H), 2.87 (t, *J* = 7.9 Hz, 2H), 2.44–2.39 (m, 2H); (¹³C NMR, 101 MHz, CDCl₃): δ (ppm) = 180.0, 139.0, 136.4, 135.9, 132.5, 132.0, 129.0, 127.9, 127.5, 126.7, 126.3, 122.7, 91.3, 48.2, 27.7, 22.9; IR: 3237, 3057, 2934, 2830, 2059, 1533, 1485, 1453, 1309, 1281, 1238, 1059, 1007, 970, 820 cm⁻¹; HRMS (ESI) for C₁₈H₁₈N₂I S [M+H]⁺ requires 421.0230 found 421.0223; Mp. 147–149 °C.

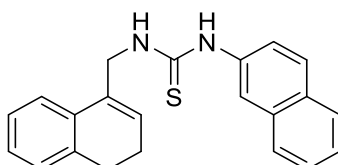
1-((3,4-Dihydronaphthalen-1-yl)methyl)-3-(4-methoxyphenyl)thiourea (1gd)



The title compound was prepared following general procedure C using (3,4-dihydronaphthalen-1-yl)methanamine⁵ (478 mg, 3.0 mmol), DCM (30 mL) and 4-methoxyphenyl isothiocyanate (495 mg, 3.0 mmol). The crude product was purified by precipitation to give the title compound (749 mg, 77 % yield) as a white solid.

(¹H NMR, 400 MHz, CDCl₃): δ (ppm) = 7.67-7.53 (br s, 1H), 7.26-7.09 (m, 4H), 7.02 (d, *J* = 8.7 Hz, 2H), 6.83 (d, *J* = 8.7 Hz, 2H), 5.99 (t, *J* = 4.6 Hz, 1H), 5.78 (br s, 1H), 4.65 (d, *J* = 4.7 Hz, 2H), 3.77 (s, 3H), 2.72 (t, *J* = 7.9 Hz, 2H), 2.32-2.23 (m, 2H); (¹³C NMR, 101 MHz, CDCl₃): δ (ppm) = 180.7, 158.6, 136.2, 132.7, 132.3, 128.4, 128.1, 127.6, 127.2 (2C), 126.6, 122.7, 115.1, 55.4, 47.9, 27.7, 22.9; IR: 3191, 2933, 2833, 1510, 1298, 1243, 1167, 1032, 971, 909, 831 cm⁻¹; HRMS (ESI) for C₁₉H₂₁N₂OS [M+H]⁺ requires 325.1369 found 325.1368; Mp.100-102 °C.

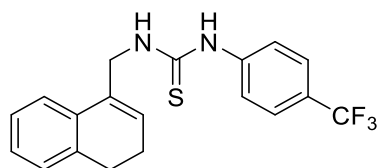
1-((3,4-Dihydronaphthalen-1-yl)methyl)-3-(naphthalen-2-yl)thiourea (1ge)



The title compound was prepared following general procedure A using (3,4-dihydronaphthalen-1-yl)methanamine⁵ (478 mg, 3.0 mmol), DCM (30 mL) and 2-naphthyl isothiocyanate (555 mg, 3.0 mmol). The crude product was purified by precipitation to give the title compound (804 mg, 78 % yield) as a white solid.

(¹H NMR, 400 MHz, CDCl₃): δ (ppm) = 7.97 (br s, 1H), 7.93 (d, *J* = 8.5 Hz, 1H), 7.85 (d, *J* = 8.3 Hz, 1H), 7.81 (d, *J* = 8.3 Hz, 1H), 7.55-7.48 (m, 1H), 7.45-7.37 (m, 2H), 7.32 (d, *J* = 7.3 Hz, 1H), 7.24-7.19 (m, 1H), 7.18-7.05 (m, 3H), 5.86 (t, *J* = 4.4 Hz, 1H), 5.67 (br s, 1H), 4.64 (dd, *J* = 5.2, 1.1 Hz, 2H), 2.61 (t, *J* = 7.9 Hz, 2H), 2.21-2.11 (m, 2H); (¹³C NMR, 101 MHz, CDCl₃) δ (ppm) = 181.3, 136.2, 134.5, 132.6, 132.3, 131.6, 129.7, 128.8, 128.3, 128.1, 127.6, 127.3, 127.2, 127.0, 126.6, 125.6, 124.9, 122.7, 122.5, 48.0, 27.6, 22.8; IR: 3377, 2932, 2361, 2341, 1737, 1595, 1531, 1341, 1200, 1017 cm⁻¹; HRMS (ESI) for C₂₂H₂₁N₂S [M+H]⁺ requires 345.1420 found 345.1421; Mp. 154-156 °C.

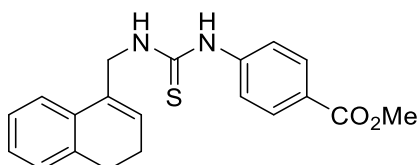
1-((3,4-Dihydronaphthalen-1-yl)methyl)-3-(4-(trifluoromethyl)phenyl)thiourea (1gf)



The title compound was prepared following general procedure A using (3,4-dihydronaphthalen-1-yl)methanamine⁵ (478 mg, 3.0 mmol), DCM (30 mL) and 4-(trifluoromethyl)phenyl isothiocyanate (609 mg, 3.0 mmol). The crude product was purified by precipitation to give the title compound (965 mg, 89 % yield) as a white solid.

(¹H NMR, 400 MHz, CDCl₃): δ (ppm) = 8.07 (br s, 1H), 7.54 (d, *J* = 8.4 Hz, 2H), 7.30–7.14 (m, 6H), 6.11 (br s, 1H), 6.09 (t, *J* = 4.3 Hz, 1H), 4.68 (d, *J* = 4.2 Hz, 2H), 2.76 (t, *J* = 7.9 Hz, 2H), 2.35–2.27 (m, 2H); (¹³C NMR, 101 MHz, CDCl₃): δ (ppm) = 180.0, 139.8, 136.4, 132.4, 131.9, 129.2, 127.9, 127.9 (q, *J* = 32.8 Hz), 127.8, 127.0, 126.7, 123.8 (q, *J* = 272.5 Hz), 123.5, 122.6, 48.1, 27.7, 22.9; (¹⁹F NMR, 377 MHz, CDCl₃): δ (ppm) = -62.5 (s, 3F); IR: 3254, 2360, 1616, 1535, 1323, 1262, 1067, 1016, 840 cm⁻¹; HRMS (ESI) for C₁₉H₁₈F₃N₂S [M+H]⁺ requires 363.1137 found 363.1136; Mp. 120-122 °C.

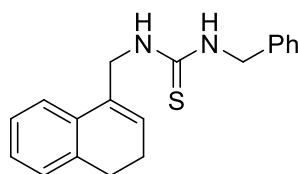
Methyl 4-(3-((3,4-dihydronaphthalen-1-yl)methyl)thioureido)benzoate (1gg)



The title compound was prepared following general procedure A using (3,4-dihydronaphthalen-1-yl)methanamine⁵ (478 mg, 3.0 mmol), DCM (30 mL) and methyl 4-isothiocyanatobenzoate (580 mg, 3.0 mmol). The crude product was purified by precipitation to give the title compound (862 mg, 82 % yield) as a white solid.

(¹H NMR, 400 MHz, CDCl₃): δ (ppm) = 8.04 (br s, 1H), 7.94 (d, *J* = 8.4 Hz, 2H), 7.30–7.07 (m, 6H), 6.17 (br s, 1H), 6.08 (t, *J* = 4.4 Hz, 1H), 5.78 (br s, 1H), 4.68 (d, *J* = 4.0 Hz, 2H), 3.88 (s, 3H), 2.75 (t, *J* = 7.9 Hz, 2H), 2.35–2.25 (m, 2H); (¹³C NMR, 101 MHz, CDCl₃): δ = 179.8, 166.1, 140.8, 136.3, 132.4, 132.0, 131.3, 129.2, 127.9, 127.5, 127.2, 126.7, 122.6, 122.5, 52.1, 48.1, 27.7, 22.9; IR 3301, 2947, 2360, 1717, 1607, 1528, 1435, 1280, 1176, 1113, 1017, 969, 910, 851, 770, 731 cm⁻¹; HRMS (ESI) for C₂₀H₂₁N₂O₂S [M+H]⁺ requires 353.1318 found 353.1318; Mp. 128-130 °C.

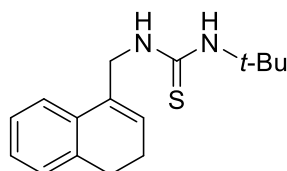
1-Benzyl-3-((3,4-Dihydronaphthalen-1-yl)methyl)thiourea (1gh)



The title compound was prepared following general procedure A using (3,4-dihydronaphthalen-1-yl)methanamine⁵ (318 mg, 2.0 mmol), DCM (20 mL) and benzyl isothiocyanate (0.27 mL, 2.0 mmol). The crude product was purified by silica gel column chromatography (eluent: 20 % EtOAc in *n*-pentane) to provide the title compound (318 mg, 52 % yield) as white solid.

(¹H NMR, 400 MHz, CDCl₃): δ (ppm) = 7.46–7.38 (m, 5H), 7.35–7.26 (m, 4H), 6.25 (br s, 1H), 6.15 (t, *J* = 4.3 Hz, 2H), 5.97 (br s, 1H), 4.75 (br s, 2H), 4.57 (br s, 2H), 2.84 (t, *J* = 8.1 Hz, 2H), 2.42–2.37 (m, 2H); (¹³C NMR, 101 MHz, CDCl₃): δ (ppm) = 181.9, 136.7, 136.3, 132.4, 131.9, 128.8, 128.5, 127.8, 127.8, 127.5, 127.4, 126.7, 122.6, 48.5, 47.0, 27.7, 22.9; IR: 3251, 3061, 2932, 2830, 1547, 1492, 1463, 1344, 1277, 1023, 960, 822 cm⁻¹; HRMS (ESI) for C₁₉H₂₁N₂S [M+H]⁺ requires 309.1420 found 309.1419; Mp. 90–93 °C.

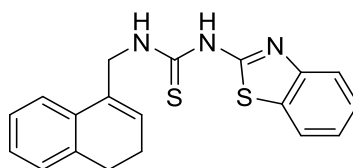
1-(*Tert*-Butyl)-3-((3,4-dihydronaphthalen-1-yl)methyl)thiourea (1gi)



The title compound was prepared following general procedure A using (3,4-dihydronaphthalen-1-yl)methanamine⁵ (318 mg, 2.0 mmol), DCM (20 mL) and *tert*-butyl isothiocyanate (0.25 mL, 2.0 mmol). The crude product was purified by precipitation to give the title compound (393 mg, 72 % yield) as a white solid.

(¹H NMR, 400 MHz, CDCl₃): δ (ppm) = 7.38–7.26 (m, 4H), 6.22 (t, *J* = 4.5 Hz, 1H), 6.17 (br s, 1H), 4.69 (s, 2H), 2.89 (t, *J* = 8.1 Hz, 2H), 2.46–2.41 (m, 2H), 1.43 (s, 9H); (¹³C NMR, 101 MHz, CDCl₃): δ (ppm) = 180.9, 136.3, 132.5 (2C), 128.8, 127.8, 127.4, 126.7, 122.8, 52.7, 48.3, 29.5, 27.8, 23.0; IR 3270, 3061, 2931, 2831, 1535, 1491, 1450, 1392, 1345, 1280, 1198, 1120, 1021, 973, 922, 821 cm⁻¹; HRMS (ESI) for C₁₆H₂₃N₂S [M+H]⁺ requires 275.1577 found 275.1575; Mp. 127–129 °C.

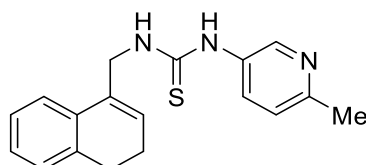
1-(Benzo[d]thiazol-2-yl)-3-((3,4-dihydronaphthalen-1-yl)methyl)thiourea (1gj)



The title compound was prepared following general procedure A for 48 hours using (3,4-dihydronaphthalen-1-yl)methanamine⁵ (478 mg, 3.0 mmol), DCM (30 mL) and 2-isothiocyanatobenzo[d]thiazole (570 mg, 3.0 mmol). The crude product was purified by precipitation to give the title compound (358 mg, 34 % yield) as a white solid.

(¹H NMR, 400 MHz, CDCl₃): δ (ppm) = 11.3 (br s, 1H), 7.68 (d, *J* = 7.9 Hz, 1H), 7.42 (d, *J* = 7.9 Hz, 1H), 7.38-7.32 (m, 2H), 7.30-7.17 (m, 4H), 6.23 (t, *J* = 4.5 Hz, 1H), 4.83 (dd, *J* = 4.9, 1.0 Hz, 2H), 2.83 (*J* = 7.9 Hz, 2H), 2.42-2.33 (m, 2H); (¹³C NMR, 101 MHz, CDCl₃ + DMSO-*d*₆ (5% v/v)): δ (ppm) = 178.2, 160.5, 149.0, 136.2, 132.8, 131.9, 129.9, 127.7, 127.5, 127.0, 126.4, 125.9, 123.6, 122.5, 120.7, 120.0, 47.4, 27.6, 22.8; IR: 3168, 3031, 1555, 1524, 1457, 1314, 1017, 914 cm⁻¹; HRMS (ESI) for C₁₉H₁₈N₃S₂ [M+H]⁺ requires 352.0937 found 352.0936; Mp. 185-187 °C.

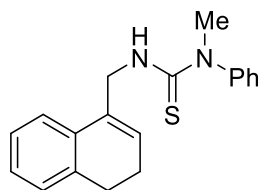
1-((3,4-Dihydronaphthalen-1-yl)methyl)-3-(6-methylpyridin-3-yl)thiourea (1gk)



The title compound was prepared following general procedure A for 48 hours at 50°C using (3,4-dihydronaphthalen-1-yl)methanamine⁵ (478 mg, 3.0 mmol), DCM (30 mL) and 5-isothiocyanato-2-methylpyridine (451 mg, 3.0 mmol). The crude product was purified by precipitation to give the title compound (708 mg, 78 % yield) as a white solid.

(¹H NMR, 400 MHz, CDCl₃): δ (ppm) = 8.53 (br s, 1H), 8.16 (d, *J* = 2.1 Hz, 1H), 7.45 (d, *J* = 7.5 Hz, 1H), 7.25-7.06 (m, 4H), 7.02 (d, *J* = 8.3 Hz, 1H), 6.39 (br s, 1H), 6.00 (t, *J* = 3.4 Hz, 1H), 4.62 (s, 1H), 2.67 (t, *J* = 8.4 Hz, 2H), 2.37 (s, 3H), 2.29-2.19 (m, 2H); (¹³C NMR, 101 MHz, CDCl₃): δ (ppm) = 181.0, 156.6, 145.4, 136.3, 133.1, 132.6, 132.0, 131.0, 128.7, 127.8, 127.4, 126.7, 123.7, 122.6, 47.9, 27.6, 23.7, 22.9; IR 3290, 3072, 2984, 1510, 1370, 1352, 1314, 1054, 928 cm⁻¹; HRMS (ESI) for C₁₈H₂₀N₃S [M+H]⁺ requires 310.1372 found 310.1374; Mp. 79-81 °C.

3-((3,4-Dihydronaphthalen-1-yl)methyl)-1-methyl-1-phenylthiourea (1gl)

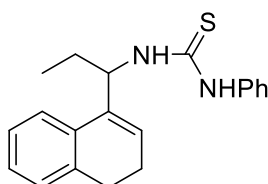


The title compound was prepared following general procedure C using (3,4-dihydronaphthalen-1-yl)methanamine⁵ (318 mg, 2.0 mmol), EtOH (4 mL), triethylamine (0.28 mL, 2.0 mmol), carbon disulfide (0.36 mL, 6.0 mmol), di-*tert*-butyl dicarbonate (437 mg, 2.0 mmol) and 4-(dimethylamino)pyridine (7.3 mg, 0.06 mmol). The crude product was purified by silica gel column chromatography (eluent: 10 % Et₂O in *n*-pentane) to provide the isothiocyanate (285 mg, 71 % yield) as a colourless oil.

The isothiocyanate (242 mg, 1.2 mmol) was then dissolved in DCM (12 mL) and was added *N*-methylaniline (0.16 mL, 1.44 mmol) and triethylamine (0.25 mL, 1.8 mmol). The mixture was stirred at room temperature for 16 hours. The reaction mixture was concentrated *in vacuo* and the crude product was purified by redissolving in DCM followed by addition of Et₂O and *n*-pentane. The solid was collected by filtration and washed with *n*-pentane (x2) to give the title compound (324 mg, 87 % yield) as a white solid.

(¹H NMR, 400 MHz, CDCl₃): δ (ppm) = 7.50–7.40 (m, 3H), 7.32–7.23 (m, 6H), 6.01 (t, *J* = 4.4 Hz, 1H), 5.45 (br s, 1H), 4.74 (dd, *J* = 4.9, 1.0 Hz, 2H), 3.82 (s, 3H), 2.80 (t, *J* = 7.9 Hz, 2H), 2.38–2.32 (m, 2H); (¹³C NMR, 101 MHz, CDCl₃): δ (ppm) = 181.7, 142.6, 136.3, 132.8, 132.7, 130.4, 128.3, 127.5, 127.4, 127.1, 126.9, 126.5, 122.7, 48.4, 43.3, 27.8, 22.9; IR: 3396, 3057, 2931, 2829, 1594, 1513, 1490, 1450, 1384, 1345, 1304, 1280, 1236, 1103, 1072, 1051, 1020, 1001, 970, 812 cm⁻¹; HRMS (ESI) for C₁₉H₂₁N₂S [M+H]⁺ requires 309.1420 found 309.1419; Mp. 108–111 °C.

1-(1-(3,4-Dihydronaphthalen-1-yl)propyl)-3-phenylthiourea (1gn)

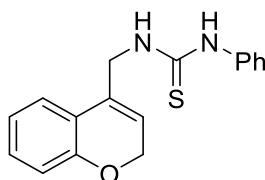


To alpha-tetralone (1.97 ml, 16.2 mmol) and AlCl₃ (3 mg, 0.02 mmol) in an oven dried 100 ml round bottom flask under N₂ was added TMSCN (1.4 ml, 17.8 mmol). The reaction mixture was warmed to 35 °C and stirred for 20 h. To the reaction mixture was added 50 ml of Et₂O, and it was then cooled to 0 °C. EtMgBr (8 ml, 24 mmol, 3M solution in Et₂O) was added dropwise and the reaction was then stirred at reflux for 4h. The solution was then

cooled at RT and MeOH (100 ml) was added slowly. Then, NaBH₄ (1.25 g, 33 mmol) was added in two portions and the reaction was stirred overnight. 100 ml of water was then added and the mixture was extracted with Et₂O (3 x 100 ml) and the combined organic layers were dried on MgSO₄ and evaporated. The resulting oil was then dissolved in EtOH (100 ml), 10 ml of conc. HCl were added and the mixture was heated at 60°C overnight. The reaction mixture was concentrated to dryness by rotary evaporation and the resulting solid was washed with Et₂O and cold CH₂Cl₂, providing the crude amine hydrochloride salt. The solid was then added to a solution of Et₃N (5.6 ml, 40 mmol) in DCM (70 ml) and stirred for 5 minutes. Phenyl isothiocyanate (2.15 ml, 18 mmol) was then added and the reaction was stirred for 3h at RT. The solvent was removed in vacuo and the crude product was purified by column chromatography (20% EtOAc in hexane) to give the title compound (1.56 g, 30 % yield) as a white solid.

(¹H NMR, 400 MHz, CDCl₃): δ (ppm) = 7.73 (br s, 1H), 7.38 (d, *J* = 7.5 Hz, 1H), 7.28 (t, *J* = 7.7 Hz, 2H), 7.05-7.22 (m, 4H), 7.01 (d, *J* = 7.5 Hz, 2H), 5.98 (br s, 1H), 5.86 (br s, 1H), 5.43 (br s, 1H), 2.51-2.72 (m, 2H), 2.15-2.28 (m, 2H), 1.70-1.85 (m, 2H), 0.88 (t, *J* = 7.2 Hz, 3H); (¹³C NMR, 101 MHz, CDCl₃): δ (ppm) = 180.0, 136.7, 136.3, 136.0, 133.4, 130.0, 127.7, 127.1, 126.9, 126.8, 125.2, 124.0, 123.0, 56.7, 28.2, 26.7, 23.0, 10.7. IR: 3277, 3057, 2932, 2876, 1598, 1450, 1125, 1004, cm⁻¹; HRMS (ESI) for C₂₀H₂₃N₂S [M+H]⁺ requires 323.1576 found 323.1577; Mp. 68–70 °C.

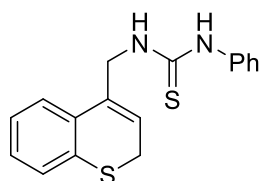
1-((2H-Chromen-4-yl)methyl)-3-phenylthiourea (1ha)



The title compound was prepared following general procedure A using (2H-thiochromen-4-yl)methanamine⁵ (540 mg, 3.0 mmol), DCM (30 mL) and phenyl isothiocyanate (0.36 mL, 3.0 mmol). The crude product was purified by precipitation to give the title compound (560 mg, 67 % yield) as a white solid.

(¹H NMR, 400 MHz, CDCl₃): δ (ppm) = 7.79 (br s, 1H), 7.35 (t, *J* = 7.4 Hz, 2H), 7.26 (t, *J* = 6.6 Hz, 2H), 7.19 (dd, *J* = 7.6, 1.5 Hz, 1H), 7.15 (dt, *J* = 7.8, 1.5 Hz, 1H), 7.10 (d, *J* = 7.6 Hz, 2H), 6.93 (dt, *J* = 7.5, 1.1 Hz, 1H), 6.81 (dd, *J* = 8.1, 1.1 Hz, 1H), 5.98 (br s, 1H), 5.71 (t, *J* = 3.7 Hz, 1H), 4.77-4.72 (m, 2H), 4.70-4.63 (m, 2H); (¹³C NMR, 101 MHz, CDCl₃ + DMSO-d₆ (5% v/v)) δ (ppm) = 181.1, 154.2, 137.9, 130.5, 129.4, 129.3, 125.8, 124.3, 123.5, 121.6, 121.5, 120.2, 116.0, 65.1, 45.7; IR: 3210, 2981, 2888, 2361, 2341, 2002, 1654, 1536, 1075, 966, 814 cm⁻¹; HRMS (ESI) for C₁₇H₁₇N₂OS [M+H]⁺ requires 297.1056 found 297.1054; Mp. 140-142 °C.

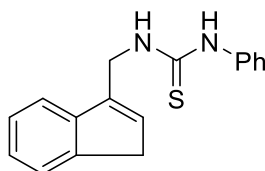
1-((2H-Thiochromen-4-yl)methyl)-3-phenylthiourea (1ia)



The title compound was prepared following general procedure A using (2H-chromen-4-yl)methanamine⁵ (481 mg, 3.0 mmol), DCM (30 mL) and phenyl isothiocyanate (0.36 mL, 3.0 mmol). The crude product was purified by precipitation to give the title compound (674 mg, 72 % yield) as a pale yellow solid.

¹H NMR, 400 MHz, CDCl₃: δ (ppm) = 7.85 (br s, 1H), 7.38-7.25 (m, 4H), 7.23-7.12 (m, 3H), 6.98 (d, *J* = 7.6 Hz, 2H), 6.01 (t, *J* = 5.6 Hz, 1H), 5.91 (br s, 1H), 4.71 (d, *J* = 4.8 Hz, 2H), 3.31 (d, *J* = 5.5 Hz, 2H); ¹³C NMR, 101 MHz, CDCl₃: δ (ppm) = 180.0, 135.9, 134.0, 133.3, 131.2, 129.8, 127.8, 127.4, 126.7, 125.7, 124.8, 124.5, 121.5, 48.1, 24.5; IR: 3208, 2981, 2887, 2360, 2342, 1736, 1598, 1473, 1074, 1028, 810 cm⁻¹; HRMS (ESI) for C₁₇H₁₇N₂S₂ [M+H]⁺ requires 313.0828 found 313.0827; Mp. 120-122°C.

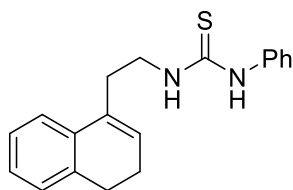
1-((1H-Inden-3-yl)methyl)-3-phenylthiourea (1ja)



The title compound was prepared following general procedure A using (1H-inden-3-yl)methanamine⁵ (435 mg, 3.0 mmol), DCM (30 mL) and phenyl isothiocyanate (0.36 mL, 3.0 mmol). The crude product was purified by precipitation to give the title compound (674 mg, 72 % yield) as a pale yellow solid.

¹H NMR, 400 MHz, CDCl₃: δ (ppm) = 7.94 (br s, 1H), 7.49-7.35 (m, 4H), 7.35-7.16 (m, 5H), 6.33 (t, *J* = 1.5 Hz, 1H), 6.20 (br s, 1H), 4.90-4.84 (m, 2H), 3.37-3.32 (m, 2H); ¹³C NMR, 101 MHz, CDCl₃: δ (ppm) = 180.7, 143.8, 143.0, 140.1, 137.5, 130.0, 128.9, 125.9, 125.4, 124.7, 124.0, 123.5, 119.0, 42.5, 37.4; IR: 3290, 1599, 1536, 1498, 1454, 1352, 1314, 1050, 1004, 821 cm⁻¹; HRMS (ESI) for C₁₇H₁₇N₂S [M+H]⁺ requires 281.1118 found 281.1106; Mp. 140-142°C.

1-(2-(3,4-Dihydronaphthalen-1-yl)ethyl)-3-phenylthiourea (1ka)



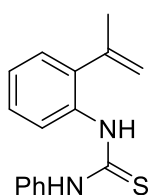
The title compound was prepared following general procedure A using 2-(3,4-dihydronaphthalen-1-yl)ethan-1-amine^{6,7} (520 mg, 3.0 mmol), DCM (30 mL) and phenyl isothiocyanate (0.36 mL, 3.0 mmol). The crude product was purified by silica gel column chromatography (eluent: 20 % EtOAc in *n*-pentane) to provide the title compound (646 mg, 70 % yield) as a white solid.

(¹H NMR, 400 MHz, CDCl₃): δ (ppm) = 7.96 (br s, 1H), 7.32 (t, *J* = 7.6 Hz, 2H), 7.23–7.16 (m, 2H), 7.13–7.02 (m, 5H), 6.03 (br s, 1H), 5.68 (t, *J* = 4.4 Hz, 1H), 3.71 (q, *J* = 6.0 Hz, 2H), 2.66 (t, *J* = 6.2 Hz, 2H), 2.49 (t, *J* = 7.9 Hz, 2H), 2.08–2.02 (m, 2H); (¹³C NMR, 101 MHz, CDCl₃): δ (ppm) = 180.2, 136.6, 135.9, 133.5, 133.4, 130.1, 127.8, 127.7, 127.4, 127.3, 126.6, 125.6, 122.7, 43.6, 31.9, 28.1, 23.0; IR: 3200, 2934, 1531, 1496, 1450, 1314, 1255, 1179, 1109, 910 cm⁻¹; HRMS (ESI) for C₁₉H₂₁N₂S [M+H]⁺ requires 309.1420 found 309.1417; Mp. 76–78 °C.

⁶ N. Noto, K. Miyazawa, T. Koike, M. Akita, *Org. Lett.* **2015**, *17*, 3710–3713.

⁷ J. L. Douglas, J. Meunier, *Can. J. Chem.* **1975**, *53*, 3681–3692

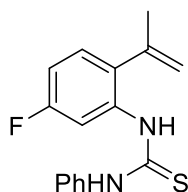
1-Phenyl-3-(2-(prop-1-en-2-yl)phenyl)thiourea (1la)



The title compound was prepared following general procedure D using methyl anthranilate (760 mg, 5 mmol), providing the title compound (683 mg, 51% overall yield) as a white solid.

(¹H NMR, 400 MHz, CDCl₃): δ (ppm) = 8.10 (br s, 1H), 7.99 (br s, 1H), 7.83 (d, *J* = 7.3 Hz, 1H), 7.45–7.26 (m, 8H), 5.19 (s, 1H), 4.93 (s, 1H), 2.05 (s, 3H); (¹³C NMR, 101 MHz, CDCl₃): δ (ppm) = 179.6, 142.7, 139.1, 136.8, 133.7, 129.5, 128.9, 127.9, 127.2, 126.9, 126.3, 125.6, 116.8, 23.7; IR: 3163, 1594, 1530, 1497, 1446, 1352, 1311, 1254, 1221, 1194, 1090, 1028, 907 cm⁻¹; HRMS (ESI) for C₁₆H₁₇N₂S [M+H]⁺ requires 269.1107 found 269.1106; Mp. 129–130 °C.

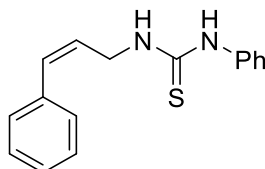
1-(5-Fluoro-2-(prop-1-en-2-yl)phenyl)-3-phenylthiourea (1ma)



The title compound was prepared following general procedure D using methyl 2-amino-4-fluorobenzoate (845 mg, 5 mmol), providing the title compound (600 mg, 42% overall yield) as a white solid.

(¹H NMR, 400 MHz, CDCl₃): δ (ppm) = 8.24 (br s, 1H), 7.84 (br s, 1H), 7.76 (dd, *J*₁ = 5.6 Hz, *J*₂ = 7.8 Hz, 1H), 7.45 (t, *J* = 7.7 Hz, 2H), 7.34 (t, *J* = 6.6 Hz, 3H), 7.03 (td, *J* = 8.4, 2.9 Hz, 1H), 6.96 (dd, *J* = 9.1, 2.9 Hz, 1H), 5.20 (s, 1H), 4.94 (s, 1H), 2.04 (s, 3H); (¹³C NMR, 101 MHz, CDCl₃): δ (ppm) = 180.0, 160.9 (d, *J* = 248.4 Hz), 141.9, 141.4 (d, *J* = 9.2 Hz), 136.5, 130.0, 129.7, 129.0 (d, *J* = 8.7 Hz), 127.4, 125.7, 117.3, 115.4 (d, *J* = 23.1 Hz), 114.6 (d, *J* = 22.2 Hz), 23.4; (¹⁹F NMR, 377 MHz, CDCl₃): δ (ppm) = -114.3 (m, 1F); IR: 3179, 2360, 1595, 1525, 1497, 1448, 1420, 1350, 1312, 1259, 1189, 1073, 1028, 958, 910, 884, 819 cm⁻¹; HRMS (ESI) for C₁₆H₁₆N₂FS [M+H]⁺ requires 287.1013 found 287.1012; Mp. 122–124 °C.

(Z)-1-Phenyl-3-m(3-phenylallyl)thiourea (Z-1na)



The title compound was prepared following general procedure F using 3-phenyl-2-propyn-1-ol (1.50 mL, 12.0 mmol), THF (60 mL), PPh₃ (3.15 g, 12.0 mmol), phthalimide (1.77 g, 12.0 mmol) and diethyl azodicarboxylate (1.89 mL, 12.0 mmol). The crude product was purified by silica gel column chromatography (eluent: 10 % EtOAc in *n*-pentane) to provide (2-(3-phenylprop-2-yn-1-yl)isoindoline-1,3-dione (1.88 g, 60 % yield) as a white solid.

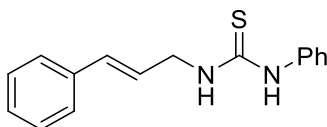
(¹H NMR, 400 MHz, CDCl₃): δ (ppm) = 7.83 (dd, *J* = 5.4, 2.9 Hz, 2H), 7.67 (dd, *J* = 5.4, 2.9 Hz, 2H), 7.36–7.33 (m, 2H), 7.23–7.17 (m, 3H), 4.61 (s, 2H); (¹³C NMR, 101 MHz, CDCl₃): δ (ppm) = 167.1, 134.2, 132.1, 131.9, 128.5, 128.2, 123.5, 122.3, 83.0, 82.6, 27.9.

Data consistent with literature values.⁸

⁸ Moody, C. J. ; Rahimtoola, K. F.; Porter, B.; Ross, B. C. *J. Org. Chem.* **1992**, *57*, 2105–2114.

The title compound was prepared following general procedure G using (2-(3-phenylprop-2-yn-1-yl)isoindoline-1,3-dione (783 mg, 3.0 mmol), hydrazine monohydrate (161 μ L, 3.3 mmol) and MeOH (25 mL). To the solution of crude 3-phenylprop-2-yn-1-amine (347 mg, 2.65 mmol) in DCM (6 mL) and MeOH (6 mL) was added Et₃N (38 μ L, 0.1 mmol) and Lindlar catalyst (44 mg). The resulting suspension was stirred under H₂ balloon for 16 hr then filtered through a pad of Celite[®], concentrated *in vacuo* to provide crude (Z)-3-phenylprop-2-en-1-amine (350 mg) which was used in the next step without further purification. The crude (Z)-3-phenylprop-2-en-1-amine (306 mg, 2.3 mmol) was subjected to the conditions described by general procedure A using phenyl isothiocyanate (0.30 mL, 2.53 mmol) and DCM (23 mL). The crude product was purified by silica gel column chromatography (eluent: 25 % EtOAc in *n*-pentane) to give the title compound (478 mg, 78 % yield) as a white solid. (¹H NMR, 400 MHz, CDCl₃): δ (ppm) = 8.18 (brs, 1H), 7.44–7.17 (m, 10H), 6.61 (d, *J* = 11.5 Hz, 1H), 6.09 (br s, 1H), 5.74 (dt, *J* = 11.7, 6.6, 1H), 4.60 (t, *J* = 5.0 Hz, 2H); (¹³C NMR, 101 MHz, CDCl₃): δ (ppm) = 180.4, 136.0, 135.9, 132.2, 130.2, 128.7, 128.3, 127.4, 127.3, 126.9, 125.2, 43.6; IR: 3205, 1596, 1527, 1494, 1448, 1314, 1238, 1190, 1111, 1075, 1028, 915 cm⁻¹; HRMS (ESI) for C₁₆H₁₇N₂S [M+H]⁺ requires 269.1107 found 269.1109; Mp. 87–88 °C.

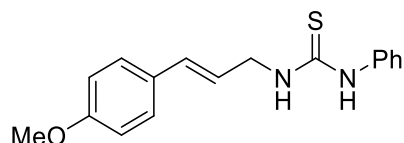
1-Cinnamyl-3-phenylthiourea (E-1na)



The title compound was prepared following general procedure A using (E)-3-phenylprop-2-en-1-amine⁸ (666 mg, 5.0 mmol), DCM (50 mL) and phenyl isothiocyanate (0.60 mL, 5.0 mmol). The crude product was purified by precipitation to give the title compound (1.29 g, 96 % yield) as a white solid.

(¹H NMR, 400 MHz, CDCl₃): δ (ppm) = 8.33 (br s, 1H), 7.48–7.44 (m, 2H), 7.39–7.25 (m, 8H), 6.55 (d, *J* = 15.9 Hz, 1H), 6.27 (dt, *J* = 15.9, 6.4 Hz, 1H), 6.20 (br s, 1H), 4.49 (t, *J* = 5.4 Hz, 2H); (¹³C NMR, 101 MHz, CDCl₃): δ (ppm) = 180.5, 136.2, 135.9, 132.9, 130.2, 128.5, 127.8, 127.3, 126.4, 125.3, 124.3, 47.6; IR: 3211, 3027, 2055, 1596, 1531, 1495, 1450, 1347, 1314, 1260, 1185, 1073, 1028, 966, 910 cm⁻¹; HRMS (ESI) for C₁₆H₁₇N₂S [M+H]⁺ requires 269.1107 found 269.1110; Mp. 96–97 °C.

(E)-1-(3-(4-Methoxyphenyl)allyl)-3-phenylthiourea (10a)



(E)-3-(4-Methoxyphenyl)prop-2-en-1-ol was prepared following general procedure E using (E)-3-(4-methoxyphenyl)acrylaldehyde (813 mg, 5.0 mmol), NaBH₄ (126 mg, 3.3 mmol) and (MeOH 10 mL). The crude alcohol was then subjected to conditions described in general procedure F using THF (25 mL), PPh₃ (1.31 g, 5.0 mmol), phthalimide (736 mg, 5.0 mmol) and diethyl azodicarboxylate (0.79 mL, 5.0 mmol). The crude product was purified by silica gel column chromatography (eluent: 10 % EtOAc in *n*-pentane) to provide (E)-2-(3-(4-methoxyphenyl)allyl)isoindoline-1,3-dione (340 mg, 23 % yield) as a white solid.

(¹H NMR, 400 MHz, CDCl₃): δ (ppm) = 7.86 (dd, *J* = 5.4, 2.9 Hz, 2H), 7.72 (dd, *J* = 5.4, 3.2 Hz, 2H), 7.30 (d, *J* = 8.8 Hz, 2H), 6.83 (d, *J* = 8.8 Hz, 2H), 6.62 (d, *J* = 15.7 Hz, 1H), 6.13 (dt, *J* = 15.7, 6.6 Hz, 1H), 4.43 (dd, *J*₁ = 1.2 Hz, *J*₂ = 6.6 Hz, 2H), 3.79 (s, 3H); (¹³C NMR, 101 MHz, CDCl₃): δ (ppm) = 168.0, 159.4, 133.9, 133.3, 132.2, 129.0, 127.7, 123.2, 120.4, 113.9, 55.2, 39.7.

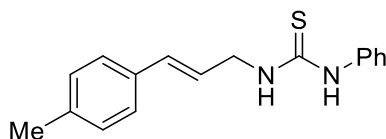
Data consistent with literature values.⁹

The title compound was prepared following general procedure G using (E)-2-(3-(4-methoxyphenyl)allyl)isoindoline-1,3-dione (323 mg, 1.1 mmol), hydrazine monohydrate (80 μL, 1.65 mmol) and MeOH (10 mL). The crude amine was subjected to the conditions described by general procedure A using phenyl isothiocyanate (0.116 mL, 0.97 mmol) and DCM (9 mL). The crude product was purified by precipitation to give the title compound (253 mg, 77 % yield) as a white solid.

(¹H NMR, 400 MHz, CDCl₃): δ (ppm) = 8.13 (br s, 1H), 7.45 (t, *J* = 7.8 Hz, 2H), 7.34–7.25 (m, 5H), 6.86 (d, *J* = 8.8 Hz, 2H), 6.49 (d, *J* = 15.9 Hz, 1H), 6.13 (dt, *J* = 15.7, 6.5 Hz, 1H), 6.13 (br s, 1H), 4.45 (t, *J* = 5.6 Hz, 2H), 3.82 (s, 3H); (¹³C NMR, 101 MHz, CDCl₃): δ (ppm) = 180.4, 159.4, 135.9, 132.6, 130.2, 128.9, 127.6, 127.4, 125.3, 121.9, 114.0, 55.2, 47.8; IR: 3205, 2981, 2361, 1606, 1529, 1509, 1452, 1420, 1298, 1246, 1175, 1031, 967, 840 cm⁻¹; HRMS (ESI) for C₁₇H₁₉ON₂S [M+H]⁺ requires 299.1213 found 299.1212; Mp. 130–132 °C.

⁹Z. Jiang, L. Zhang, C. Dong, B. Ma, W. Tang, L. Xua, Q. Fan, J. Xiao, *Tetrahedron* **2012**, *68*, 4919–4926.

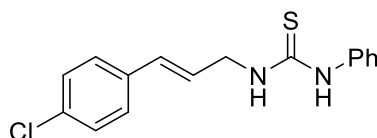
(E)-1-Phenyl-3-(3-(*p*-tolyl)allyl)thiourea (1pa)



(*E*)-3-(*p*-Tolyl)prop-2-en-1-ol was prepared following general procedure E using (*E*)-3-(*p*-tolyl)acrylaldehyde (1.462 g, 10.0 mmol), NaBH₄ (252 mg, 6.7 mmol) and (MeOH 20 mL). The crude alcohol (815 mg, 5.5 mmol) was then dissolved in THF (30 mL) and to the solution was added PPh₃ (1.59 g, 6.05 mmol), phthalimide (890 mg, 6.05 mmol) and diethyl azodicarboxylate (0.95 mL, 6.05 mmol). After stirring for 2 hours at room temperature, hydrazine monohydrate (0.8 mL, 16.5 mmol) was added and the reaction mixture was stirred at room temperature for 16 hours. The mixture was diluted with H₂O (15 mL) and conc. HCl (3 mL) was added. After stirring for 30 minutes, the suspension was filtered and the filtrate was washed with EtOAc (x2), basified to pH = 10 using 5 M NaOH and extracted with Et₂O (x2). Combined organic layers were washed with brine, dried over MgSO₄ and concentrated *in vacuo*. The crude amine (589 mg, 4.0 mmol) was subjected to the conditions described by general procedure A using phenyl isothiocyanate (0.525 mL, 4.4 mmol) and DCM (40 mL). The crude product was purified by precipitation to give the title compound (819 mg, 72 % yield) as a yellow solid.

(¹H NMR, 400 MHz, CDCl₃): δ (ppm) = 8.11 (br s, 1H), 7.45 (t, *J* = 7.8 Hz, 2H), 7.34–7.25 (m, 5H), 7.14 (d, *J* = 7.8 Hz, 2H), 6.51 (d, *J* = 15.7 Hz, 1H), 6.20 (dt, *J* = 15.7, 6.5 Hz, 1H), 6.14 (br s, 1H), 4.47 (t, *J* = 5.6 Hz, 2H), 2.35 (s, 3H); (¹³C NMR, 101 MHz, CDCl₃): δ (ppm) = 180.5, 137.8, 135.9, 133.4, 132.9, 130.2, 129.3, 127.4, 126.3, 125.3, 123.2, 47.8, 21.2; IR: 3120, 3024, 2360, 1595, 1529, 1496, 1451, 1345, 1313, 1260, 1183, 1119, 968 cm⁻¹; HRMS (ESI) for C₁₇H₁₉N₂S [M+H]⁺ requires 283.1264 found 283.1266; Mp. 147–149 °C.

(E)-1-(3-(4-Chlorophenyl)allyl)-3-phenylthiourea (1qa)

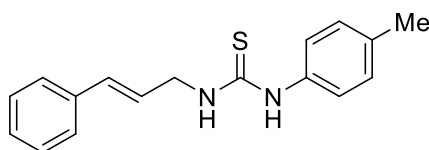


(*E*)-3-(4-Chlorophenyl)prop-2-en-1-ol was prepared following general procedure E using (*E*)-3-(4-chlorophenyl)acrylaldehyde (1.00 g, 6.0 mmol), NaBH₄ (151 mg, 4.0 mmol) and (MeOH 10 mL). The crude alcohol (742 mg, 4.4 mmol) was then dissolved in THF (25 mL) and to the solution was added PPh₃ (1.27 g, 4.84 mmol), phthalimide (712 mg, 4.84 mmol) and diethyl azodicarboxylate (0.76 mL, 4.84 mmol). After stirring for 2 hours at room temperature,

hydrazine monohydrate (0.64 mL, 13.2 mmol) was added and the reaction mixture was stirred at room temperature for 16 hours. The mixture was diluted with H₂O (15 mL) and conc. HCl (3 mL) was added. After stirring for 30 minutes, the suspension was filtered and the filtrate was washed with EtOAc (x2), basified to pH = 10 using 5 M NaOH and extracted with Et₂O (x2). Combined organic layers were washed with brine, dried over MgSO₄ and concentrated *in vacuo*. The crude amine (642 mg, 3.83 mmol) was subjected to the conditions described by general procedure A using phenyl isothiocyanate (0.50 mL, 4.21 mmol) and DCM (38 mL). The crude product was purified by precipitation to give the title compound (981 mg, 85 % yield) as a pale yellow solid.

(¹H NMR, 400 MHz, CDCl₃): δ (ppm) = 8.30 (br s, 1H), 7.45 (t, *J* = 7.8 Hz, 2H), 7.34–7.25 (m, 7H), 6.48 (d, *J* = 15.9 Hz, 1H), 6.24 (dt, *J* = 15.9, 6.4 Hz, 1H), 6.20 (br s, 1H), 4.47 (t, *J* = 5.5 Hz, 2H); (¹³C NMR, 101 MHz, CDCl₃): δ (ppm) = 180.6, 135.9, 134.7, 133.4, 131.5, 130.2, 128.7, 127.6, 127.4, 125.3, 125.2, 47.4; IR: ν 3214, 2981, 2360, 1715, 1594, 1531, 1492, 1451, 1380, 1345, 1313, 1258, 1233, 1184, 1091, 1012, 967, 844 cm⁻¹; HRMS (ESI) for C₁₆H₁₆N₂ClS [M+H]⁺ requires 303.0717 found 303.0720; Mp. 121–123 °C.

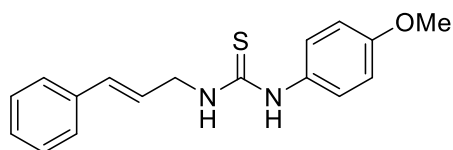
1-Cinnamyl-3-(*p*-tolyl)thiourea (1nb)



The title compound was prepared following general procedure A using (*E*)-3-phenylprop-2-en-1-amine (533 mg, 4.0 mmol), DCM (30 mL) and *p*-tolyl isothiocyanate (657 mg, 4.4 mmol). The crude product was purified by precipitation to give the title compound (838 mg, 74 % yield) as a white solid.

(¹H NMR, 400 MHz, CDCl₃): δ (ppm) = 8.09 (br s, 1H), 7.38–7.24 (m, 7H), 7.15 (d, *J* = 8.3 Hz, 2H), 6.53 (d, *J* = 15.9 Hz, 1H), 6.25 (dt, *J* = 15.9, 6.4 Hz, 1H), 6.08 (br s, 1H), 4.47 (t, *J* = 5.5 Hz, 2H), 2.38 (s, 3H); (¹³C NMR, 101 MHz, CDCl₃): δ (ppm) = 180.7, 137.7, 136.2, 133.1, 132.8, 130.8, 128.5, 127.8, 126.4, 125.6, 124.5, 47.6, 21.0; IR: 3198, 3026, 1510, 1449, 1311, 1259, 1188, 966, 910, 819 cm⁻¹; HRMS (ESI) for C₁₇H₁₉N₂S [M+H]⁺ requires 283.1264 found 283.1268; Mp. 117–118 °C.

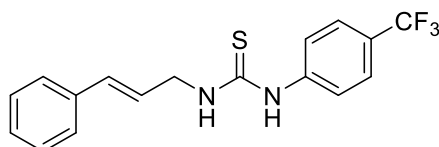
1-Cinnamyl-3-(4-methoxyphenyl)thiourea (1nc)



The title compound was prepared following general procedure A using (*E*)-3-phenylprop-2-en-1-amine (533 mg, 4.0 mmol), DCM (30 mL) and 4-Methoxyphenyl isothiocyanate (727 mg, 4.4 mmol). The crude product was purified by precipitation to give the title compound (1.05 g, 88 % yield) as a white solid.

^1H NMR, 400 MHz, CDCl_3): δ (ppm) = 8.06 (br s, 1H), 7.37–7.24 (m, 5H), 7.20 (d, J = 8.8 Hz, 2H), 6.95 (d, J = 8.8 Hz, 2H), 6.52 (d, J = 15.9 Hz, 1H), 6.24 (dt, J = 15.9, 6.5 Hz, 1H), 5.96 (br s, 1H), 4.46 (t, J = 5.6 Hz, 2H), 3.82 (s, 3H); ^{13}C NMR, 101 MHz, CDCl_3): δ (ppm) = 181.1, 159.0, 136.2, 132.7, 128.5, 128.2, 127.8, 127.8, 126.4, 124.5, 115.3, 55.5, 47.5; IR: 3190, 1507, 1292, 1240, 1166, 1105, 1030, 966, 910, 830 cm^{-1} ; HRMS (ESI) for $\text{C}_{17}\text{H}_{19}\text{ON}_2\text{S}$ $[\text{M}+\text{H}]^+$ requires 299.1213 found 299.1213; Mp. 97–98 °C.

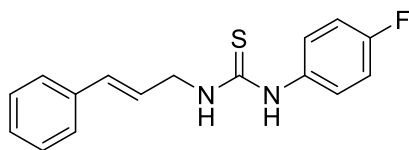
1-Cinnamyl-3-(4-(trifluoromethyl)phenyl)thiourea (1nd)



The title compound was prepared following general procedure A using (*E*)-3-phenylprop-2-en-1-amine (533 mg, 4.0 mmol), DCM (30 mL) and 4-(trifluoromethyl)phenyl isothiocyanate (894 mg, 4.4 mmol). The crude product was purified by precipitation to give the title compound (952 mg, 71 % yield) as a white solid.

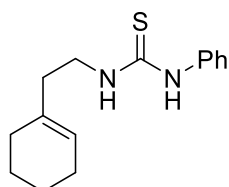
^1H NMR, 400 MHz, CDCl_3): δ = 8.65 (br s, 1H), 7.68 (d, J = 8.3 Hz, 2H), 7.41–7.26 (m, 7H), 6.60 (d, J = 15.7 Hz, 1H), 6.35 (br s, 1H), 6.28 (dt, J = 15.9, 6.5 Hz, 1H), 4.48 (t, J = 4.9 Hz, 2H); ^{13}C NMR, 101 MHz, CDCl_3): δ (ppm) = 180.3, 139.6, 136.0, 133.6, 128.6, 128.3, 128.1, 127.3, 126.4, 124.2, 123.7, 123.6 (q, J = 271.8 Hz), 47.7; ^{19}F NMR, 377 MHz, CDCl_3): δ (ppm) = -62.5 (s, 3F); IR: 3267, 1619, 1552, 1333, 1162, 1115, 1071, 1015, 967, 840 cm^{-1} ; HRMS (ESI) for $\text{C}_{17}\text{H}_{16}\text{N}_2\text{F}_3\text{S}$ $[\text{M}+\text{H}]^+$ requires 337.0981 found 337.0981; Mp. 123–124 °C.

1-Cinnamyl-3-(4-fluorophenyl)thiourea (1ne)



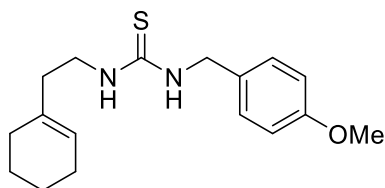
The title compound was prepared following general procedure A using (*E*)-3-phenylprop-2-en-1-amine (533 mg, 4.0 mmol), DCM (30 mL) and 4-fluorophenyl isothiocyanate (674 mg, 4.4 mmol). The crude product was purified by silica gel column chromatography (eluent: 20 % EtOAc in *n*-pentane) to provide the title compound (879 mg, 77 % yield) as a white solid. (¹H NMR, 400 MHz, CDCl₃): δ (ppm) = 8.43 (br s, 1H), 7.37–7.31 (m, 4H), 7.29–7.25 (m, 3H), 7.13 (t, *J* = 8.6 Hz, 2H), 6.54 (d, *J* = 15.9 Hz, 1H), 6.25 (dt, *J* = 15.8, 6.5 Hz, 1H), 6.04 (br s, 1H), 4.46 (t, *J* = 5.6 Hz, 2H); (¹³C NMR, 101 MHz, CDCl₃): δ (ppm) = 180.8, 161.4 (d, *J* = 248.0 Hz), 136.1, 133.0, 131.9, 128.6, 127.9 (d, *J* = 7.2 Hz), 127.7, 126.4, 124.2, 117.0 (d, *J* = 23.1 Hz), 47.5; (¹⁹F NMR, 377 MHz, CDCl₃): δ (ppm) = -113.0 (br s, 1F); IR: 3216, 1529, 1504, 1340, 1214, 1153, 966, 910, 834 cm⁻¹; HRMS (ESI) for C₁₆H₁₆N₂FS [M+H]⁺ requires 287.1013 found 287.1015; Mp. 90–91 °C.

1-(2-(Cyclohex-1-en-1-yl)ethyl)-3-phenylthiourea (1ra)



The title compound was prepared following general procedure A using 2-(cyclohex-1-en-1-yl)ethan-1-amine (372 mg, 3.0 mmol), DCM (30 mL) and phenyl isothiocyanate (0.36 mL, 3.0 mmol). The crude product was purified by precipitation to give the title compound (670 mg, 89 % yield) as a white solid. (¹H NMR, 400 MHz, CDCl₃): δ (ppm) = 7.78 (br s, 1H), 7.41 (t, *J* = 7.5 Hz, 2H), 7.29 (t, *J* = 7.5 Hz, 1H), 7.17 (t, *J* = 7.5 Hz, 2H), 6.24 (br s, 1H), 5.33–5.25 (m, 1H), 3.70–3.62 (m, 2H), 2.27 (t, *J* = 6.3 Hz, 2H), 2.06–1.89 (m, 4H), 1.68–1.48 (m, 4H), 1.36 (s, 9H); (¹³C NMR, 101 MHz, CDCl₃): δ (ppm) = 179.8, 136.0, 134.4, 129.8, 126.8, 125.0, 124.5, 42.3, 36.7, 27.1, 25.0, 22.5, 22.0; IR: 3170, 3019, 2923, 2852, 1594, 1522, 1495, 1396, 1249, 1156, 906 cm⁻¹; HRMS (ESI) for C₁₅H₂₁N₂S [M+H]⁺ requires 261.1420 found 261.1424; Mp. = 100–102 °C.

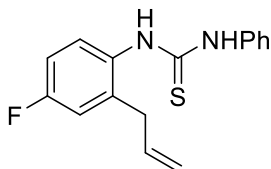
1-(2-(cyclohex-1-en-1-yl)ethyl)-3-(4-methoxybenzyl)thiourea (1rb)



The title compound was prepared following general procedure A using 2-(cyclohex-1-en-1-yl)ethan-1-amine (372 mg, 3.0 mmol), DCM (30 mL) and *p*-methoxybenzyl isothiocyanate (0.47 mL, 3.0 mmol). The crude product was purified by silica gel column chromatography (eluent: 30 % Et₂O in *n*-pentane) to provide the title compound (740 mg, 81 % yield) as a thick oil.

(¹H NMR, 400 MHz, CDCl₃): δ (ppm) = 7.22 (d, *J* = 8.4 Hz, 2H), 6.86 (d, *J* = 8.4 Hz, 2H), 6.16 (br s, 1H), 5.72 (br s, 1H), 5.98 (br s, 1H), 5.62 (br s, 1H), 5.46-5.34 (m, 1H), 4.50 (s, 2H), 3.78 (s, 3H), 2.15 (t, *J* = 5.8 Hz, 2H), 1.97-1.80 (m, 4H), 1.61-1.50 (m, 4H); (¹³C NMR, 101 MHz, CDCl₃): δ (ppm) = 181.2, 159.1, 134.0, 128.6, 124.1, 114.1 (2C), 55.2, 47.6, 42.0, 36.8, 27.5, 25.0, 22.5, 22.1; IR: 3247, 2926, 2884, 1611, 1544, 1511, 1245, 1174, 1084, 818 cm⁻¹; HRMS (ESI) for C₁₇H₂₅N₂OS [M+H]⁺ requires 305.1682 found 305.1679.

1-(2-Allyl-4-fluorophenyl)-3-phenylthiourea (1sa)



2-allyl-4-fluoroaniline was prepared following a modified literature procedure.¹⁰

A round-bottomed flask equipped with a reflux condenser was charged with *N*-allyl-4-fluoroaniline (1.21 g, 8.0 mmol) and BF₃•OEt₂ (1.48 mL, 12.0 mmol). The reaction mixture was heated at 140 °C for 12 hours, then treated with a sat. Na₂CO_{3(aq)} and extracted with DCM (x2). Combined organic layers were washed with brine, dried over MgSO₄ and concentrated *in vacuo*. The crude product was purified by silica gel column chromatography (eluent: 10 % Et₂O in *n*-pentane) to provide the title compound (654 mg, 54 % yield) as a yellow oil.

(¹H NMR, 400 MHz, CDCl₃): δ (ppm) = 6.82–6.76 (m, 2H), 6.64–6.60 (m, 1H), 5.99–5.89 (m, 1H), 5.19–5.09 (m, 2H), 3.53 (br s, 2H), 3.29 (dt, *J* = 6.1, 1.6 Hz, 2H); (¹³C NMR, 101 MHz, CDCl₃): δ (ppm) = 156.4 (d, *J* = 235.2 Hz), 140.7 (d, *J* = 1.6 Hz), 135.0, 125.6 (d, *J* = 6.4 Hz), 116.6, 116.5 (d, *J* = 8.0 Hz), 116.3 (d, *J* = 23.1 Hz), 36.1.

Data consistent with literature values.¹⁰

The title compound was prepared following general procedure A using 2-allyl-4-fluoroaniline (605 mg, 4.0 mmol), DCM (30 mL) and phenyl isothiocyanate (0.53 mL, 4.4 mmol). The crude product was purified by precipitation to give the title compound (853 mg, 74 % yield) as a white solid.

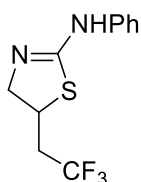
(¹H NMR, 400 MHz, CDCl₃): δ (ppm)= 8.18 (br s, 1H), 7.68 (br s, 1H), 7.46–7.40 (m, 3H), 7.35 (d, *J* = 7.3 Hz, 2H), 7.30 (t, *J* = 7.2 Hz, 1H), 7.02–6.97 (m, 2H), 5.87–5.77 (m, 1H), 4.99 (d, *J* = 10.0 Hz, 1H), 4.89 (d, *J* = 17.1 Hz, 1H), 3.35 (d, *J* = 6.1 Hz, 2H); (¹³C NMR, 101 MHz, CDCl₃): δ = 180.6, 161.7 (d, *J* = 248.0 Hz), 138.9, 136.7, 135.0, 131.7, 130.2 (d, *J* = 8.7 Hz), 129.7, 127.3, 125.5, 117.2, 117.0, 114.3 (d, *J* = 23.1 Hz), 36.2; (¹⁹F NMR, 377 MHz, CDCl₃): δ (ppm) = –113.1 (br s, 1F); IR: 3192, 2980, 2361, 1593, 1524, 1496, 1448, 1349, 1314, 1263, 1219, 1147, 998, 967, 922, 867 cm⁻¹; HRMS (ESI) for C₁₆H₁₆N₂FS [M+H]⁺ requires 287.1013 found 287.1010; Mp. 129–130 °C.

¹⁰ W. R. Martínez, G. C. G. Militão, T. G. da Silva, R. O. Silva, P. H. Menezes, *RSC Adv.* **2014**, *4*, 14715–14718.

General procedure H (Trifluoromethylation-cyclisation with Togni II reagent)

Into a vial containing appropriate thiourea (0.3 mmol), 1-trifluoromethyl-1,2-benziodoxol-3-(1H)-one (113.8 mg, 0.36 mmol), 4Å MS (30 mg) and a stirrer bar was added a solution of trifluoroacetic acid (45.9 μL, 0.6 mmol) in CDCl₃ (3.0 mL) under Ar atmosphere. The vial was sealed and allowed to stir at room temperature for 24 hours. The reaction mixture was then concentrated and purified by silica gel column chromatography.

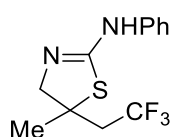
N-Phenyl-5-(2,2,2-trifluoroethyl)-4,5-dihydrothiazol-2-amine (2aa)



The title compound was prepared following general procedure H using 1-allyl-3-phenylthiourea (57.7 mg, 0.3 mmol), 1-trifluoromethyl-1,2-benziodoxol-3-(1H)-one (113.8 mg, 0.36 mmol), 4Å MS (30 mg), trifluoroacetic acid (45.9 μL, 0.6 mmol) and CDCl₃ (3.0 mL). The crude product was purified by silica gel column chromatography (eluent: 1% Et₃N and 25 % EtOAc in *n*-pentane) to provide the title compound (62.8 mg, 80 % yield) as a white solid.

(¹H NMR, 400 MHz, CDCl₃): δ (ppm) = 7.30 (t, *J* = 7.8 Hz, 2H), 7.14 (d, *J* = 7.6 Hz, 2H), 7.08 (t, *J* = 7.3 Hz, 1H), 6.66 (br s, 1H), 4.04–3.95 (m, 2H), 3.69–3.64 (m, 1H), 2.64–2.48 (m, 2H); (¹³C NMR, 101 MHz, CDCl₃): δ (ppm) = 159.9, 146.2, 129.0, 125.5 (q, *J* = 277.4 Hz), 123.5, 120.9, 56.7, 41.9, 38.9 (q, *J* = 27.8 Hz); (¹⁹F NMR, 377 MHz, CDCl₃): δ (ppm) = -64.9 (t, *J* = 10.4 Hz, 3F); IR: 3246, 3194, 3128, 3008, 2979, 2861, 2362, 1591, 1557, 1497, 1446, 1377, 1331, 1265, 1244, 1191, 1174, 1154, 1141, 1096, 1072, 1036, 982, 904, 839 cm⁻¹; HRMS (ESI) for C₁₁H₁₂N₂F₃S [M+H]⁺ requires 261.0668 found 261.0667; Mp. 129–130 °C.

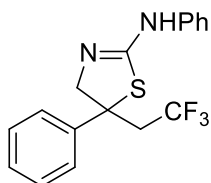
5-Methyl-*N*-phenyl-5-(2,2,2-trifluoroethyl)-4,5-dihydrothiazol-2-amine (2ba)



The title compound was prepared following general procedure H using 1-(2-methylallyl)-3-phenylthiourea (61.9 mg, 0.3 mmol), 1-trifluoromethyl-1,2-benziodoxol-3-(1H)-one (113.8 mg, 0.36 mmol), 4 Å MS (30 mg), trifluoroacetic acid (45.9 μL, 0.6 mmol) and CDCl₃ (3.0 mL). The crude product was purified by silica gel column chromatography (eluent: 30 % EtOAc in *n*-pentane) to provide the title compound (78.7 mg, 96 % yield) as a white solid.

(¹H NMR, 400 MHz, CDCl₃): δ (ppm) = 7.23–7.18 (m, 2H), 7.02–6.95 (m, 3H), 3.60 (d, A of AB *J*_{AB} = 11.4 Hz, 1H), 3.50 (d, B of AB *J*_{AB} = 11.4 Hz, 1H), 2.65–2.52 (m, 2H), 1.58 (s, 3H); (¹³C NMR, 101 MHz, CDCl₃): δ (ppm) = 160.4, 147.0, 129.0, 125.4 (q, *J* = 279.0 Hz), 123.4, 121.1, 61.9, 53.8, 43.6 (q, *J* = 27.8 Hz), 25.5; (¹⁹F NMR, 377 MHz, CDCl₃): δ (ppm) = -61.1 (t, *J* = 11.3 Hz, 3F); IR: 3032, 2858, 2360, 1639, 1590, 1492, 1445, 1390, 1370, 1312, 1257, 1173, 1148, 1106, 1089, 1053, 975, 902, 858 cm⁻¹; HRMS (ESI) for C₁₂H₁₄N₂F₃S [M+H]⁺ requires 275.0824 found 275.0822; Mp. 118–119 °C.

N,5-Diphenyl-5-(2,2,2-trifluoroethyl)-4,5-dihydrothiazol-2-amine (2ca)

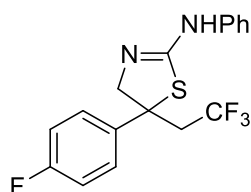


The title compound was prepared following general procedure H using 1-phenyl-3-(2-phenylallyl)thiourea (80.5 mg, 0.3 mmol), 1-trifluoromethyl-1,2-benziodoxol-3-(1H)-one (113.8 mg, 0.36 mmol), 4 Å MS (30 mg), trifluoroacetic acid (45.9 μL, 0.6 mmol) and CDCl₃

(3.0 mL). The crude product was purified by silica gel column chromatography (eluent: 1% Et₃N and 10 % EtOAc in *n*-pentane) to provide the title compound (90.8 mg, 90 % yield) as a white solid.

(¹H NMR, 400 MHz, CDCl₃): δ (ppm) = 7.40–7.30 (m, 7H), 7.15–7.09 (m, 3H), 4.16 (dd, *J*₁ = 11.7 Hz, *J*₂ = 15.9 Hz, 2H), 3.20–3.00 (m, 2H); (¹³C NMR, 101 MHz, CDCl₃): δ = 160.0, 146.5, 139.6, 129.1, 128.6, 128.0, 126.3, 124.9 (q, *J* = 279.8 Hz), 123.6, 121.1, 60.8, 60.2, 44.9 (q, *J* = 26.8 Hz); (¹⁹F NMR, 377 MHz, CDCl₃): δ (ppm) = –60.4 (t, *J* = 10.4 Hz, 3F); IR: ν 3030, 2865, 1639, 1590, 1556, 1494, 1446, 1362, 1322, 1256, 1256, 1218, 1183, 1126, 1081, 1037, 995, 857; HRMS (ESI) for C₁₇H₁₆N₂F₃S [M+H]⁺ requires 337.0981 found 337.0975; Mp. 82–84 °C.

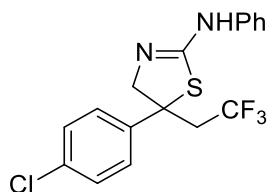
5-(4-Fluorophenyl)-N-phenyl-5-(2,2,2-trifluoroethyl)-4,5-dihydrothiazol-2-amine (2da)



The title compound was prepared following general procedure H using 1-(2-(4-fluorophenyl)allyl)-3-phenylthiourea (86 mg, 0.3 mmol), 1-trifluoromethyl-1,2-benziodoxol-3-(1H)-one (113.8 mg, 0.36 mmol), 4Å MS (30 mg), trifluoroacetic acid (45.9 μL, 0.6 mmol) and CDCl₃ (3.0 mL). The crude product was purified by silica gel column chromatography (eluent: 10% Et₂O in DCM) to provide the title compound (94 mg, 88 % yield) as a thick colourless oil.

(¹H NMR, 400 MHz, CDCl₃): δ (ppm) = 7.26–7.18 (m, 4H), 7.09–6.91 (m, 5H), 4.07 (d, A of AB *J*_{AB} = 12.1 Hz, 1H), 4.03 (d, B of AB *J*_{AB} = 12.1 Hz, 1H), 3.10–2.85 (m, 2H); (¹³C NMR, 101 MHz, CDCl₃): δ = 162.2 (d, *J* = 248.2 Hz), 159.4, 145.9, 135.6 (d, *J* = 3.4 Hz), 129.1, 128.2 (d, *J* = 8.2 Hz), 124.9 (q, *J* = 279.8 Hz), 123.7, 120.9, 115.5 (d, *J* = 21.8 Hz), 61.3, 60.5, 44.9 (q, *J* = 27.0 Hz); (¹⁹F NMR, 377 MHz, CDCl₃): δ (ppm) = –60.5 (t, *J* = 10.4 Hz, 3F), –113.9 (m, 1F); IR: ν 3001, 2964, 1641, 1500, 1489, 1436, 1352, 1215, 1163, 1146, 1081; HRMS (ESI) for C₁₇H₁₅N₂F₄S [M+H]⁺ requires 355.0887 found 355.0881.

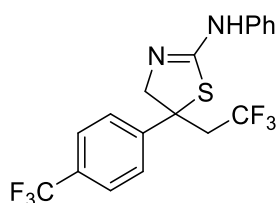
5-(4-Chlorophenyl)-N-phenyl-5-(2,2,2-trifluoroethyl)-4,5-dihydrothiazol-2-amine (2ea)



The title compound was prepared following general procedure H using 1-(2-(4-chlorophenyl)allyl)-3-phenylthiourea (90 mg, 0.3 mmol), 1-trifluoromethyl-1,2-benziodoxol-3-(1H)-one (113.8 mg, 0.36 mmol), 4Å MS (30 mg), trifluoroacetic acid (45.9 μ L, 0.6 mmol) and CDCl_3 (3.0 mL). The crude product was purified by silica gel column chromatography (eluent: 10% Et_2O in DCM) to provide the title compound (102 mg, 90 % yield) as a thick colourless oil.

(^1H NMR, 400 MHz, CDCl_3): δ (ppm) = 7.26–7.13 (m, 6H), 7.06–6.93 (m, 3H), 4.03 (d, A of AB J_{AB} = 11.7 Hz, 1H), 3.97 (d, B of AB J_{AB} = 11.7 Hz, 1H), 3.23–2.85 (m, 2H); (^{13}C NMR, 101 MHz, CDCl_3): δ (ppm) = 159.5, 145.9, 138.4, 133.9, 129.1, 128.7, 127.8, 126.1, 124.9 (q, J = 279.8 Hz), 123.7, 61.2, 60.5, 44.7 (q, J = 26.8 Hz); (^{19}F NMR, 377 MHz, CDCl_3): δ (ppm) = -60.4 (t, J = 10.4 Hz, 3F); IR: ν 2987, 2831, 1669, 1595, 1546, 1454, 1266, 1382, 1356, 1216, , 1146, 1080, 921.

N-Phenyl-5-(2,2,2-trifluoroethyl)-5-(4-(trifluoromethyl)phenyl)-4,5-dihydrothiazol-2-amine (2fa)

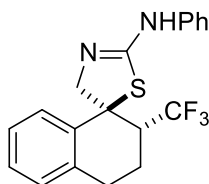


The title compound was prepared following general procedure H using 1-phenyl-3-(2-(4-(trifluoromethyl)phenyl)allyl)thiourea (101 mg, 0.3 mmol), 1-trifluoromethyl-1,2-benziodoxol-3-(1H)-one (113.8 mg, 0.36 mmol), 4Å MS (30 mg), trifluoroacetic acid (45.9 μ L, 0.6 mmol) and CDCl_3 (3.0 mL). The crude product was purified by silica gel column chromatography (eluent: 10% Et_2O in DCM) to provide the title compound (109 mg, 90 % yield) as a thick colourless oil.

(^1H NMR, 400 MHz, CDCl_3): δ (ppm) = 7.53 (d, J = 8.2 Hz, 2H), 7.40 (d, J = 8.2 Hz, 2H), 7.22 (t, J = 8.2 Hz, 2H), 7.06 (d, J = 8.2 Hz, 2H), 7.00 (d, J = 7.9 Hz, 2H), 4.12 (d, A of AB J_{AB} = 12.1 Hz, 1H), 4.06 (d, B of AB J_{AB} = 12.1 Hz, 1H), 3.14–2.89 (m, 2H); (^{13}C NMR, 101 MHz, CDCl_3): δ = (^{13}C NMR, 101 MHz, CDCl_3): δ (ppm) = 158.9, 145.3, 143.9, 130.3 (q, J = 32.1 Hz), 129.2, 126.9, 125.6 (q, J = 3.5 Hz), 124.7 (q, J = 279.1 Hz), 123.9, 123.8 (q, J = 272.5 Hz), 120.8, 62.2,

61.1, 44.7 (q, $J = 26.8$ Hz); (^{19}F NMR, 377 MHz, CDCl_3): δ (ppm) = -60.4 (t, $J = 10.4$ Hz, 3F), -62.7 (s, 3F); IR: ν 3016, 2978, 1631, 1580, 1534, 1484, 1456, 1362, 1300, 1278, 1249, 1225, 1091, 1057, 986; HRMS (ESI) for $\text{C}_{18}\text{H}_{15}\text{N}_2\text{F}_6\text{S}$ $[\text{M}+\text{H}]^+$ requires 405.0855 found 405.0854.

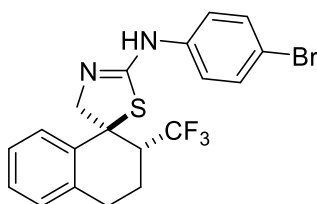
(1*S,2*S**)-*N*-Phenyl-2-(trifluoromethyl)-3,4-dihydro-2*H*,4'*H*-spiro[naphthalene-1,5'-thiazol]-2'-amine (2ga)**



The title compound was prepared following general procedure H using 1-((3,4-dihydronaphthalen-1-yl)methyl)-3-phenylthiourea (88.2 mg, 0.3 mmol), 1-trifluoromethyl-1,2-benziodoxol-3-(1*H*)-one (113.8 mg, 0.36 mmol), 4Å MS (30 mg), trifluoroacetic acid (45.9 μL , 0.6 mmol) and CDCl_3 (3.0 mL). The crude product was purified by silica gel column chromatography (eluent: 1% Et_3N and 15 % EtOAc in *n*-pentane) to provide the title compound (90.5 mg, 83 % yield) as a white solid.

(^1H NMR, 400 MHz, CDCl_3): δ (ppm) = 7.66–7.62 (m, 1H), 7.20–7.06 (m, 6H), 7.00–6.93 (m, 2H), 4.30 (d, A of AB, $J_{AB} = 13.0$ Hz, 1H), 4.23 (d, B of AB, $J_{AB} = 13.0$ Hz, 1H), 3.13–3.04 (m, 1H), 2.92–2.76 (m, 2H), 2.27–2.19 (m, 1H), 2.09 (br s, 1H); (^{13}C NMR, 101 MHz, CDCl_3): δ (ppm) = 158.8, 145.9, 137.9, 134.4, 128.9, 128.8, 127.7, 126.9, 126.5 (q, $J = 283.7$ Hz), 126.0, 123.3, 121.0, 61.1, 60.6, 47.9 (q, $J = 24.6$ Hz), 25.5, 22.7; (^{19}F NMR, 377 MHz, CDCl_3): δ (ppm) = -63.7 (d, $J = 10.4$ Hz, 3F); IR: 2931, 1636, 1589, 1491, 1445, 1303, 1263, 1191, 1150, 1117, 1035, 896 cm^{-1} ; HRMS (ESI) for $\text{C}_{19}\text{H}_{18}\text{N}_2\text{F}_3\text{S}$ $[\text{M}+\text{H}]^+$ requires 363.1137 found 363.1134; Mp. 117–121 $^\circ\text{C}$.

(1*S,2*S**)-*N*-(4-Bromophenyl)-2-(trifluoromethyl)-3,4-dihydro-2*H*,4'*H*-spiro[naphthalene-1,5'-thiazol]-2'-amine (2gb)**

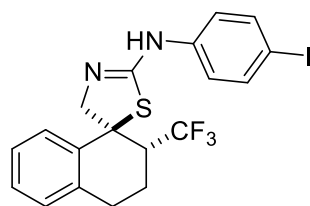


The title compound was prepared following general procedure H using 1-(4-bromophenyl)-3-((3,4-dihydronaphthalen-1-yl)methyl)thiourea (112.0 mg, 0.3 mmol), 1-trifluoromethyl-

1,2-benziodoxol-3-(1H)-one (113.8 mg, 0.36 mmol), 4Å MS (30 mg), trifluoroacetic acid (45.9 µL, 0.6 mmol) and CDCl₃ (3.0 mL). The crude product was purified by silica gel column chromatography (eluent: 1% Et₃N and 15 % EtOAc in *n*-pentane) to provide the title compound (109 mg, 82 % yield) as a white solid.

(¹H NMR, 400 MHz, CDCl₃): δ (ppm) = 7.72 (dt, *J*₁ = 3.7 Hz, *J*₂ = 9.3 Hz, 1H), 7.36 (dt, *J* = 9.3, 2.3 Hz, 2H), 7.21 (dt, *J* = 9.3, 3.7 Hz, 2H), 7.09 (dd, *J*₁ = 5.6, 3.9 Hz, 1H), 7.01 (d, *J* = 8.8 Hz, 2H), 4.25 (d, A of AB, *J*_{AB} = 12.6 Hz, 1H), 4.18 (d, B of AB, *J*_{AB} = 12.6 Hz, 1H), 3.19–3.12 (m, 1H), 2.97–2.87 (m, 2H), 2.35–2.27 (m, 1H), 2.19 (br s, 1H); (¹³C NMR, 126 MHz, CDCl₃): δ (ppm) = 157.8, 145.4, 137.6, 134.6, 131.9, 129.0, 127.9, 127.0, 126.5 (q, *J* = 283.9 Hz), 126.0, 122.5, 116.0, 61.4, 60.3, 48.0 (q, *J* = 24.9 Hz), 25.6, 22.7; (¹⁹F NMR, 377 MHz, CDCl₃): δ (ppm) = -63.8 (d, *J* = 10.4 Hz, 3F); IR: 3059, 2934, 2361, 1636, 1579, 1542, 1487, 1457, 1397, 1373, 1340, 1307, 1263, 1191, 1151, 1117, 1071, 1034, 1007, 934 cm⁻¹; HRMS (ESI) for C₁₉H₁₇N₂BrF₃S [M+H]⁺ requires 441.0242 found 441.0248; Mp. 179–181 °C.

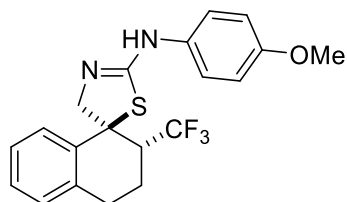
(1*S,2*S**)-N-(4-iodophenyl)-2-(trifluoromethyl)-3,4-dihydro-2H,4'H-spiro[naphthalene-1,5'-thiazol]-2'-amine (2gc)**



The title compound was prepared following general procedure H using 1-(4-iodomophenyl)-3-((3,4-dihydronaphthalen-1-yl)methyl)thiourea (126.1 mg, 0.3 mmol), 1-trifluoromethyl-1,2-benziodoxol-3-(1H)-one (113.8 mg, 0.36 mmol), 4Å MS (30 mg), trifluoroacetic acid (45.9 µL, 0.6 mmol) and CDCl₃ (3.0 mL). The crude product was purified by silica gel column chromatography (eluent: 1% Et₃N and 15 % EtOAc in *n*-pentane) to provide the title compound (103 mg, 70 % yield) as a white solid.

(¹H NMR, 400 MHz, CDCl₃): δ (ppm) = 7.71 (dt, *J*₂ = 9.3, 3.7 Hz, 1H), 7.55 (d, *J* = 8.8 Hz, 2H), 7.21 (dt, *J* = 9.3, 3.7 Hz, 2H), 7.09 (dd, *J* = 9.1, 3.7 Hz, 1H), 6.89 (d, *J* = 8.8 Hz, 2H), 4.23 (d, A of AB, *J*_{AB} = 12.6 Hz, 1H), 4.16 (d, B of AB, *J*_{AB} = 12.6 Hz, 1H), 3.18–3.11 (m, 1H), 3.01–2.85 (m, 2H), 2.34–2.27 (m, 1H), 2.19 (br s, 1H); (¹³C NMR, 101 MHz, CDCl₃): δ (ppm) = 158.1, 146.2, 137.9, 137.6, 134.6, 129.0, 127.9, 127.0, 126.5 (q, *J* = 283.2 Hz), 126.0, 123.0, 86.6, 61.3, 60.1, 48.0 (q, *J* = 24.9 Hz), 25.6, 22.7; (¹⁹F NMR, 377 MHz, CDCl₃): δ (ppm) = -63.8 (d, *J* = 8.7 Hz, 3F); IR: 3024, 1635, 1575, 1538, 1514, 1483, 1451, 1394, 1372, 1341, 1308, 1263, 1191, 1150, 1118, 1035, 1003, 935 cm⁻¹; HRMS (ESI) for C₁₉H₁₇N₂F₃IS [M+H]⁺ requires 489.0104 found 489.0101; Mp. 164–166 °C.

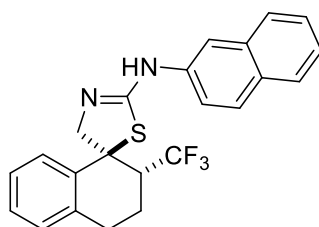
(1*S*,2*S*)-N-(4-methoxyphenyl)-2-(trifluoromethyl)-3,4-dihydro-2*H*,4'*H*-spiro[naphthalene-1,5'-thiazol]-2'-amine (2*gd*)



The title compound was prepared following general procedure H using 1-((3,4-dihydronaphthalen-1-yl)methyl)-3-(4-methoxyphenyl)thiourea (96.8 mg, 0.3 mmol), 1-trifluoromethyl-1,2-benziodoxol-3-(1*H*)-one (113.8 mg, 0.36 mmol), 4Å MS (30 mg), trifluoroacetic acid (45.9 μ L, 0.6 mmol) and CDCl_3 (3.0 mL). The crude product was purified by silica gel column chromatography (eluent: Et_2O 10% in DCM) to provide the title compound (93 mg, 79 % yield) as a white solid.

(^1H NMR, 400 MHz, CDCl_3): δ (ppm) = 7.72–7.62 (m, 1H), 7.13–7.05 (m, 2H), 7.00–6.92 (m, 3H), 6.75–6.68 (m, 2H), 4.23 (d, A of AB, J_{AB} = 13.1 Hz, 1H), 4.17 (d, B of AB, J_{AB} = 13.1 Hz, 1H), 3.66 (s, 3H), 3.17–2.96 (m, 1H), 2.92–2.72 (m, 2H), 2.30–2.05 (m, 2H); (^{13}C NMR, 101 MHz, CDCl_3): δ (ppm) = 159.1, 156.0, 139.0, 138.1, 134.3, 127.9, 127.6, 126.9, 126.6 (q, J = 283.7 Hz), 126.0, 125.1, 122.7, 114.1, 61.3, 48.0 (q, J = 24.6 Hz), 25.5, 22.7 (q, J = 2.8 Hz); (^{19}F NMR, 377 MHz, CDCl_3): δ (ppm) = –63.7 (d, J = 10.0 Hz, 3F); IR: 2931, 2361, 1635, 1588, 1496, 1462, 1263, 1222, 1158, 1120, 1033, 860 cm^{-1} ; HRMS (ESI) for $\text{C}_{20}\text{H}_{20}\text{N}_2\text{F}_3\text{OS}$ [$\text{M}+\text{H}$] $^+$ requires 393.1248 found 393.1259; Mp. 146–148 $^\circ\text{C}$.

(1*S,2*S**)-N-(naphthalen-2-yl)-2-(trifluoromethyl)-3,4-dihydro-2*H*,4'*H*-spiro[naphthalene-1,5'-thiazol]-2'-amine (2*ge*)**

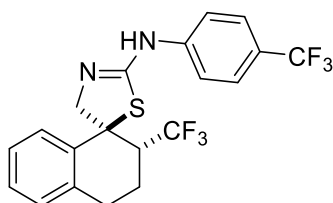


The title compound was prepared following general procedure H using 1-((3,4-dihydronaphthalen-1-yl)methyl)-3-(naphthalen-2-yl)thiourea (103 mg, 0.3 mmol), 1-trifluoromethyl-1,2-benziodoxol-3-(1*H*)-one (113.8 mg, 0.36 mmol), 4Å MS (30 mg), trifluoroacetic acid (45.9 μ L, 0.6 mmol) and CDCl_3 (3.0 mL). The crude product was purified

by silica gel column chromatography (eluent: Et₂O 5% in DCM) to provide the title compound (101 mg, 82 % yield) as a white solid.

(¹H NMR, 400 MHz, CDCl₃): δ (ppm) = 8.13-8.03 (m, 1H), 7.71 (d, *J* = 8.2 Hz, 1H), 7.48 (d, *J* = 8.6 Hz, 1H), 7.42-7.33 (m, 2H), 7.27 (t, *J* = 7.6 Hz, 1H), 7.19-7.05 (m, 3H), 7.01 (d, *J* = 8.2 Hz, 1H), 6.93 (d, *J* = 7.6 Hz, 1H), 7.13-7.05 (m, 2H), 4.07 (d, A of AB, *J*_{AB} = 11.5 Hz, 1H), 4.02 (d, B of AB, *J*_{AB} = 11.5 Hz, 1H), 3.07-2.92 (m, 1H), 2.90-2.61 (m, 2H), 2.18-1.97 (m, 1H); (¹³C NMR, 101 MHz, CDCl₃): δ (ppm) = 161.1, 146.1, 137.3, 134.7, 134.2, 128.9, 128.6, 127.9, 127.7, 126.8, 126.5 (q, *J* = 284.1 Hz), 126.1, 126.0, 125.8, 125.4, 123.9, 123.4, 117.1, 58.4, 55.7, 48.0 (q, *J* = 24.6 Hz), 22.0 (q, *J* = 2.8 Hz); (¹⁹F NMR, 377 MHz, CDCl₃): δ (ppm) = -63.7 (d, *J* = 9.6 Hz, 3F); IR: 3156, 3025, 1675, 1558, 1498, 1421, 1250, 1242, 1132, 1120, 1023, 960 cm⁻¹; HRMS (ESI) for C₂₃H₂₀N₂F₃S [M+H]⁺ requires 413.1294 found 413.1290; Mp. 148-150 °C.

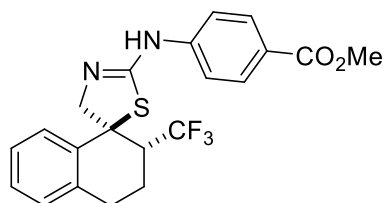
(1*S,2*S**)-2-(trifluoromethyl)-*N*-(4-(trifluoromethyl)phenyl)-3,4-dihydro-2*H*,4'*H*-spiro[naphthalene-1,5'-thiazol]-2'-amine (2gf)**



The title compound was prepared following general procedure H using 1-((3,4-dihydronaphthalen-1-yl)methyl)-3-(4-(trifluoromethyl)phenyl)thiourea (109.1 mg, 0.3 mmol), 1-trifluoromethyl-1,2-benziodoxol-3-(1*H*)-one (113.8 mg, 0.36 mmol), 4Å MS (30 mg), trifluoroacetic acid (45.9 μL, 0.6 mmol) and CDCl₃ (3.0 mL). The crude product was purified by silica gel column chromatography (eluent: Et₂O 5% in DCM) to provide the title compound (82 mg, 64 % yield) as a yellow thick oil.

(¹H NMR, 400 MHz, CDCl₃): δ (ppm) = 7.62-7.56 (m, 1H), 7.45-7.30 (m, 4H), 7.17-6.92 (m, 3H), 4.36 (d, A of AB, *J*_{AB} = 13.1 Hz, 1H), 4.31 (d, B of AB, *J*_{AB} = 13.1 Hz, 1H), 3.19-2.98 (m, 1H), 2.92-2.75 (m, 2H), 2.31-2.05 (m, 2H); (¹³C NMR, 101 MHz, CDCl₃): δ (ppm) = 158.6, 149.6, 137.4, 134.7, 129.1, 128.0, 127.0, 126.3 (q, *J* = 3.7 Hz), 125.3, 126.0, 120.8, 120.6 (q, *J* = 283.8 Hz), 61.3, 59.9, 48.1 (q, *J* = 24.6 Hz), 25.7, 22.6; (¹⁹F NMR, 377 MHz, CDCl₃): δ (ppm) = -61.7 (s, 3F), -63.9 (d, *J* = 9.4 Hz, 3F); IR: 2991, 2341, 1625, 1578, 1490, 1452, 1283, 1212, 1138, 1110, 1013, 900 cm⁻¹; HRMS (ESI) for C₂₃H₂₀N₂F₃S [M+H]⁺ requires 413.1294 found 413.1290; Mp. 148-150 °C.

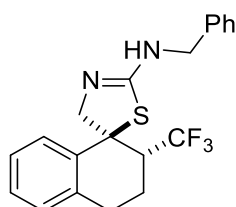
Methyl 4-(((1*S,2*S**)-2-(trifluoromethyl)-3,4-dihydro-2*H*,4'*H*-spiro[naphthalene-1,5'-thiazol]-2'-yl)amino)benzoate (2gg)**



The title compound was prepared following general procedure H for 48h using methyl 4-(3-((3,4-dihydronaphthalen-1-yl)methyl)thioureido)benzoate (107 mg, 0.3 mmol), 1-trifluoromethyl-1,2-benziodoxol-3-(1*H*)-one (113.8 mg, 0.36 mmol), 4Å MS (30 mg), trifluoroacetic acid (45.9 μ L, 0.6 mmol) and CDCl_3 (3.0 mL). The crude product was purified by silica gel column chromatography (eluent: Et_2O 10% in DCM) to provide the title compound (73 mg, 58 % yield) as a white solid.

(^1H NMR, 400 MHz, CDCl_3): δ (ppm) = 7.95 (dt, J = 8.6, 2.0 Hz, 2H), 7.70 (dt, J = 9.3, 3.7 Hz, 1H), 7.23–7.19 (m, 4H), 7.11–7.08 (m, 1H), 4.30 (d, A of AB, J_{AB} = 13.2 Hz, 1H), 4.23 (d, B of AB, J_{AB} = 13.2 Hz, 1H), 3.88 (s, 3H), 3.20–3.13 (m, 1H), 2.97–2.90 (m, 2H), 2.35–2.28 (m, 1H), 2.18 (br s, 1H); (^{13}C NMR, 101 MHz, CDCl_3): δ (ppm) = 166.8, 157.5, 149.8, 137.6, 134.5, 130.9, 129.0, 128.0, 127.0, 126.4 (q, J = 282.9 Hz), 126.0, 124.6, 119.9, 61.9, 61.3, 51.9, 47.9 (q, J = 25.4 Hz), 25.6, 22.8; (^{19}F NMR, 377 MHz, CDCl_3): δ (ppm) = -63.9 (d, J = 8.7 Hz, 3F); IR: 3328, 3024, 2949, 1715, 1639, 1593, 1539, 1436, 1413, 1280, 1265, 1192, 1175, 1116, 1103, 858 cm^{-1} ; HRMS (ESI) for $\text{C}_{21}\text{H}_{20}\text{O}_2\text{N}_2\text{F}_3\text{S}$ [$\text{M}+\text{H}$] $^+$ requires 421.1192 found 421.1180; Mp. 195–196 $^\circ\text{C}$.

(1*S,2*S**)-*N*-Benzyl-2-(trifluoromethyl)-3,4-dihydro-2*H*,4'*H*-spiro[naphthalene-1,5'-thiazol]-2'-amine (2gh)**

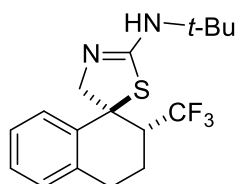


The title compound was prepared following general procedure H using 1-benzyl-3-((3,4-dihydronaphthalen-1-yl)methyl)thiourea (92.5 mg, 0.3 mmol), 1-trifluoromethyl-1,2-benziodoxol-3-(1*H*)-one (113.8 mg, 0.36 mmol), 4Å MS (30 mg), trifluoroacetic acid (45.9 μ L, 0.6 mmol) and CDCl_3 (3.0 mL). The crude product was purified by silica gel column

chromatography (eluent: 1% Et₃N and 15 % EtOAc in *n*-pentane) to provide the title compound (84.7 mg, 75 % yield) as a white solid.

(¹H NMR, 400 MHz, CDCl₃): δ (ppm) = 7.64–7.62 (m, 1H), 7.37–7.27 (m, 5H), 7.24–7.19 (m, 2H), 7.10–7.08 (m, 2H), 4.34 (s, 2H), 4.30 (d, A of AB, *J*_{AB} = 14.2 Hz, 1H), 4.24 (d, B of AB, *J*_{AB} = 14.2 Hz, 1H), 3.23–3.13 (m, 1H), 3.02–2.87 (m, 2H), 2.40–2.32 (m, 1H), 2.16–2.08 (m, 1H); (¹³C NMR, 101 MHz, CDCl₃): δ (ppm) = 158.6, 139.3, 138.3, 133.6, 128.6, 128.5, 127.6, 127.5, 127.4, 126.8, 126.5 (q, *J* = 283.7 Hz), 125.8, 68.4, 66.2, 48.5, 47.8 (q, *J* = 24.9 Hz), 25.5, 23.9; (¹⁹F NMR, 377 MHz, CDCl₃): δ (ppm) = –63.9 (d, *J* = 8.7 Hz, 3F); IR: 3195, 3028, 2938, 1625, 1541, 1491, 1454, 1372, 1338, 1298, 1264, 1178, 1147, 1117, 1032, 933 cm⁻¹; HRMS (ESI) for C₂₀H₂₀N₂F₃S [M+H]⁺ requires 377.1294 found 377.1303; Mp. 67–68 °C.

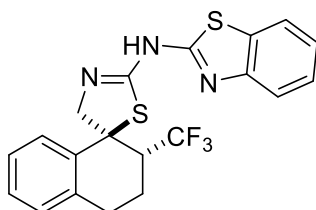
(1*S,2*S**)-N-(*tert*-butyl)-2-(trifluoromethyl)-3,4-dihydro-2H,4'H-spiro[naphthalene-1,5'-thiazol]-2'-amine (2gi)**



The title compound was prepared following general procedure H using 1-(*tert*-butyl)-3-((3,4-dihydronaphthalen-1-yl)methyl)thiourea (82.3 mg, 0.3 mmol), 1-trifluoromethyl-1,2-benziodoxol-3-(1H)-one (113.8 mg, 0.36 mmol), 4Å MS (30 mg), trifluoroacetic acid (45.9 μL, 0.6 mmol) and CDCl₃ (3.0 mL). The crude product was purified by silica gel column chromatography (eluent: 1% Et₃N and 10 % EtOAc in *n*-pentane) to provide the title compound (84.2 mg, 82 % yield) as a white solid.

(¹H NMR, 400 MHz, CDCl₃): δ (ppm) = 7.64 (dt, *J* = 9.3, 3.6 Hz, 1H), 7.19 (dt, *J* = 9.3, 3.6 Hz, 2H), 7.08–7.06 (m, 1H), 4.38 (d, A of AB, *J*_{AB} = 14.2 Hz, 1H), 4.33 (d, B of AB, *J*_{AB} = 14.2 Hz, 1H), 4.12 (br s, 1H), 3.19–3.09 (m, 1H), 3.00–2.86 (m, 2H), 2.39–2.31 (m, 1H), 2.15–2.07 (m, 1H), 1.40 (s, 9H); (¹³C NMR, 101 MHz, CDCl₃): δ (ppm) = 155.2, 139.5, 133.7, 128.6, 127.4, 126.7, 126.5 (q, *J* = 283.7 Hz), 125.8, 70.1, 65.3, 53.0, 47.8 (q, *J* = 24.6 Hz), 28.9, 25.6, 24.1 (q, *J* = 2.4 Hz); (¹⁹F NMR, 377 MHz, CDCl₃): δ (ppm) = –64.1 (d, *J* = 10.4 Hz, 3F); IR: 3279, 2965, 1638, 1490, 1453, 1391, 1364, 1339, 1298, 1247, 1219, 1201 1189, 1178, 1148, 1117, 1106, 1024, 933 cm⁻¹; HRMS (ESI) for C₁₇H₂₂N₂F₃S [M+H]⁺ requires 343.1450 found 343.1447; Mp. 114–116 °C.

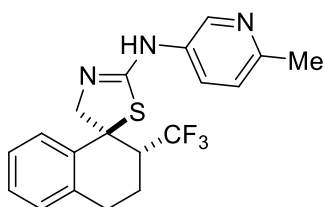
(1*S,2*S**)-*N*-(Benzo[d]thiazol-2-yl)-2-(trifluoromethyl)-3,4-dihydro-2*H*,4'*H*-spiro[naphthalene-1,5'-thiazol]-2'-amine (2gj)**



The title compound was prepared following general procedure H using 1-(benzo[d]thiazol-2-yl)-3-((3,4-dihydronaphthalen-1-yl)methyl)thiourea (105.4 mg, 0.3 mmol), 1-trifluoromethyl-1,2-benziodoxol-3-(1*H*)-one (113.8 mg, 0.36 mmol), 4Å MS (30 mg), trifluoroacetic acid (45.9 μ L, 0.6 mmol) and CDCl_3 (3.0 mL). The crude product was purified by silica gel column chromatography (eluent: 1% Et_3N and 20 % EtOAc in *n*-pentane) to provide the title compound (68.4 mg, 54 % yield) as a yellow solid.

(^1H NMR, 400 MHz, DMSO-d_6): δ (ppm) = 9.31 (br s, 1H), 7.80 (d, J = 7.8 Hz, 1H), 7.70 (d, J = 6.1 Hz, 1H), 7.59 (d, J = 7.8 Hz, 1H), 7.32 (t, J = 7.6 Hz, 1H), 7.25–7.13 (m, 4H), 4.15 (br s, 2H), 3.55–3.49 (m, 1H), 3.10–2.71 (m, 2H), 2.20 (app q, J = 5.6 Hz, 2H); (^{13}C NMR, 126 MHz, DMSO-d_6): δ (ppm) = 170.9, 165.6, 151.6, 138.1, 135.5, 132.9, 129.4, 128.2, 127.4 (q, J = 283.9 Hz), 127.2, 126.3, 126.1, 123.4, 121.9, 120.5, 57.8, 53.7, 46.5 (q, J = 24.2 Hz), 25.7, 21.7; (^{19}F NMR, 377 MHz, DMSO-d_6): δ (ppm) = -63.3 (d, J = 9.5 Hz, 3F); IR: 2980, 1611, 1495, 1441, 1325, 1247, 1178, 1151, 1113, 1093, 1034, 915 cm^{-1} ; HRMS (ESI) for $\text{C}_{20}\text{H}_{17}\text{N}_3\text{F}_3\text{S}_2$ $[\text{M}+\text{H}]^+$ requires 420.0811 found 420.0808; Mp. cannot be determined due to decomposition at >250 $^\circ\text{C}$.

(1*S,2*S**)-*N*-(6-Methylpyridin-3-yl)-2-(trifluoromethyl)-3,4-dihydro-2*H*,4'*H*-spiro[naphthalene-1,5'-thiazol]-2'-amine (2gk)**

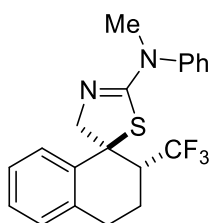


The title compound was prepared following general procedure H using 1-((3,4-dihydronaphthalen-1-yl)methyl)-3-(6-methylpyridin-3-yl)thiourea (92.8 mg, 0.3 mmol), 1-trifluoromethyl-1,2-benziodoxol-3-(1*H*)-one (113.8 mg, 0.36 mmol), 4Å MS (30 mg), trifluoroacetic acid (45.9 μ L, 0.6 mmol) and CDCl_3 (3.0 mL). The crude product was purified

by silica gel column chromatography (eluent: 1% Et₃N and 20 % EtOAc in DCM) to provide the title compound (60.0 mg, 53 % yield) as a white solid.

(¹H NMR, 400 MHz, CDCl₃): δ (ppm) = 8.21 (d, *J* = 2.5 Hz, 1H), 7.74–7.71 (m, 1H), 7.37 (dd, *J* = 8.1, 2.7 Hz, 1H), 7.27–7.17 (m, 2H), 7.08–7.02 (m, 2H), 6.40 (br s, 1H), 4.31 (d, A of AB, *J*_{AB} = 12.6 Hz, 1H), 4.25 (d, B of AB, *J*_{AB} = 12.6 Hz, 1H), 3.17–3.08 (m, 1H), 2.99–2.83 (m, 2H), 2.48 (s, 3H), 2.31–2.23 (m, 1H), 2.16 (br s, 1H); (¹³C NMR, 101 MHz, CDCl₃): δ (ppm) = 160.1, 152.9, 142.3, 141.5, 137.2, 134.7, 129.0, 129.0, 127.9, 126.9, 126.4 (q, *J* = 283.7 Hz), 126.0, 123.0, 60.4, 58.3, 47.9 (q, *J* = 25.4 Hz), 25.6, 23.6, 22.4; (¹⁹F NMR, 377 MHz, CDCl₃): δ (ppm) = –63.8 (d, *J* = 10.4 Hz, 3F); IR: 3020, 2925, 1633, 1547, 1490, 1451, 1373, 1302, 1264, 1190, 1149, 1117, 1034, 934, 895, 834 cm⁻¹; HRMS (ESI) for C₁₉H₁₉N₃F₃S [M+H]⁺ requires 378.1246 found 378.1243; Mp. 193–194 °C.

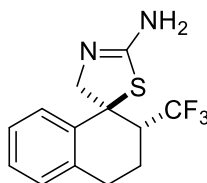
(1S*,2S*)-N-Methyl-N-phenyl-2-(trifluoromethyl)-3,4-dihydro-2H,4'H-spiro[naphthalene-1,5'-thiazol]-2'-amine (2gl)



The title compound was prepared following general procedure H using 3-((3,4-dihydronaphthalen-1-yl)methyl)-1-methyl-1-phenylthiourea (92.5 mg, 0.3 mmol), 1-trifluoromethyl-1,2-benziodoxol-3-(1H)-one (113.8 mg, 0.36 mmol), 4Å MS (30 mg), trifluoroacetic acid (45.9 μL, 0.6 mmol) and CDCl₃ (3.0 mL). The crude product was purified by silica gel column chromatography (eluent: 1% Et₃N and 10 % EtOAc in *n*-pentane) to provide the title compound (95.6 mg, 85 % yield) as a pale yellow oil.

(¹H NMR, 400 MHz, CDCl₃): δ (ppm) = 7.72 (d, *J* = 7.8 Hz, 1H), 7.33–7.30 (m, 2H), 7.23–7.16 (m, 5H), 7.03 (d, *J* = 7.3 Hz, 1H), 4.58 (d, A of AB, *J*_{AB} = 15.6 Hz, 1H), 4.54 (d, B of AB, *J*_{AB} = 15.6 Hz, 1H), 3.46 (s, 3H), 3.16–3.09 (m, 1H), 2.96–2.78 (m, 2H), 2.32–2.24 (m, 1H), 2.06 (br s, 1H); (¹³C NMR, 101 MHz, CDCl₃): δ (ppm) = 160.4, 145.9, 139.6, 133.8, 129.1, 128.7, 127.5, 126.9, 126.7, 126.7 (q, *J* = 283.5 Hz), 126.3, 126.2, 69.4 (q, *J* = 2.4 Hz), 66.5, 48.2 (q, *J* = 24.6 Hz), 40.2, 25.8, 23.8 (q, *J* = 3.2 Hz); (¹⁹F NMR, 377 MHz, CDCl₃): δ (ppm) = –63.9 (d, *J* = 10.4 Hz, 3F); IR: 2938, 1617, 1590, 1496, 1453, 1355, 1264, 1178, 1146, 1116, 1030, 933 cm⁻¹; HRMS (ESI) for C₂₀H₂₀N₂F₃S [M+H]⁺ requires 377.1294 found 377.1299.

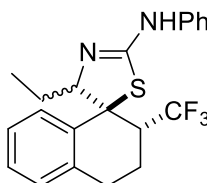
(1*S,2*S**)-2-(Trifluoromethyl)-3,4-dihydro-2*H*,4'*H*-spiro[naphthalene-1,5'-thiazol]-2'-amine (2gm)**



Into a vial containing (1*S**,2*S**)-*N*-(*tert*-butyl)-2-(trifluoromethyl)-3,4-dihydro-2*H*,4'*H*-spiro[naphthalene-1,5'-thiazol]-2'-amine (57.3 mg, 0.2 mmol) was added conc. HCl (0.5 mL) and the suspension was stirred at 110 °C for 30 min. The mixture was cooled in ice bath and basified to pH 10 with sat. NaHCO_{3(aq)} (5 mL). The mixture was extracted with EtOAc (x2) and combined organic layers were washed with brine, dried over MgSO₄ and concentrated *in vacuo*. The crude solid was dissolved in minimum amount of CHCl₃ then precipitated by addition of *n*-pentane. After filtration, the title compound was obtained (44.2 mg, 77 % yield) as a white solid.

(¹H NMR, 400 MHz, CDCl₃): δ (ppm) = 7.63–7.59 (m, 1H), 7.22–7.18 (m, 2H), 7.09–7.07 (m, 1H), 4.58 (br s, 2H), 4.44 (d, A of AB, *J*_{AB} = 14.5 Hz, 1H), 4.39 (d, B of AB, *J*_{AB} = 14.5 Hz, 1H), 3.23–3.14 (m, 1H), 3.01–2.87 (m, 2H), 2.39–2.31 (m, 1H), 2.14–2.08 (m, 1H); (¹³C NMR, 126 MHz, CDCl₃): δ (ppm) = 158.1, 139.2, 133.8, 128.8, 127.8, 127.0, 126.5 (q, *J* = 283.2 Hz), 126.0, 68.9 (q, *J* = 2.9 Hz), 67.7, 48.1 (q, *J* = 24.9 Hz), 25.7, 23.9 (q, *J* = 2.9 Hz); (¹⁹F NMR, 377 MHz, CDCl₃): δ (ppm) = -64.0 (d, *J* = 10.4 Hz, 3F); IR: 3452, 2937, 1658, 1490, 1458, 1345, 1303, 1262, 1244, 1177, 1145, 1112, 1031, 991, 932, 894, 832 cm⁻¹; HRMS (ESI) for C₁₃H₁₄N₂F₃S [M+H]⁺ requires 287.0824 found 287.0824; Mp. 180–182 °C.

4'-Ethyl-*N*-phenyl-3,4-dihydro-2*H*,4'*H*-spiro[naphthalene-1,5'-thiazol]-2'-amine (2gn)

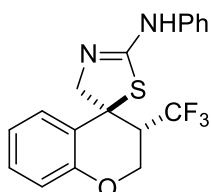


Into a vial containing 1-(1-(3,4-dihydronaphthalen-1-yl)propyl)-3-phenylthiourea **1gn** (162 mg, 0.5 mmol), 1-trifluoromethyl-1,2-benziodoxol-3-(1*H*)-one (190 mg, 0.6 mmol) and a stirrer bar was added a solution of trifluoroacetic acid (76.8 μL, 1 mmol) in CHCl₃ (5.0 mL) under Ar atmosphere. The vial was sealed and allowed to stir at room temperature for 24 hours. The reaction mixture was then concentrated and purified by silica gel column chromatography (eluent: EtOAc:hexane:Et₃N = 80:20:1) to provide 4'-ethyl-*N*-phenyl-3,4-

dihydro-2H,4'H-spiro[naphthalene-1,5'-thiazol]-2'-amine (93 mg, 48 % yield) as a pale yellow oil (93 mg, pale yellow oil) as a mixture of diastereomers (d.r. = 3.5:1, crude d.r. = 1.2:1).

(¹H NMR, 400 MHz, CDCl₃): δ (ppm) = 7.79-7.84 (m, 1H (major)), 6.85-7.48 (m, 8H (major) + 9H (minor)), 4.26 (d, *J* = 9.6 Hz, 1H (minor)), 4.13 (dd, *J* = 10.3, 2.2 Hz, 1H (major)), 3.11-3.25 (m, 1H (minor)), 2.71-2.94 (m, 3H (major) + 2H (minor)), 1.94-2.30 (m, 2H (major) + 2H (minor)), 1.69-1.83 (m, 1H, (minor)) 1.30-1.44 (m, 1H (major)), 1.06 (t, *J* = 2.4 Hz, 3H (minor)), 0.91-1.03 (m, 1H (major) + 1H (minor)), 0.78 (t, *J* = 7.4 Hz, 3H (major)); (¹³C NMR, 101 MHz, CDCl₃): δ (ppm) = 157.6 (major), 155.6 (minor), 147.1 (major), 146.6 (minor), 137.8 (minor), 136.0 (major), 135.9 (minor), 135.1 (major), 130.0 (major), 129.0 (major), 128.9 (major + minor), 128.7 (minor), 127.9 (major), 127.8 (minor), 127.0 (q, *J* = 282.4 Hz, (major)), 126.8 (q, *J* = 282.4 Hz, (minor)), 126.1 (minor), 126.0 (major), 124.3 (minor), 123.2 (major), 123.0 (minor), 121.3 (major), 120.9 (minor), 69.4 (major), 68.4 (minor), 64.4 (minor), 63.9 (major), 49.6 (q, *J* = 25.7 Hz), 43.6 (*J* = 25.7 Hz), 27.8 (major), 27.7 (major), 24.5 (minor), 23.6 (minor), 22.0 (major), 21.8 (minor), 12.4 (major), 11.2 (minor); (¹⁹F NMR, 377 MHz, CDCl₃): δ (ppm) = -63.6 (d, *J* = 9.1 Hz, 3F (minor), -63.7 (d, *J* = 9.1 Hz, 3F (major)); IR: 2968, 2361, 1638, 1447, 1374, 1111, 1021, 951 cm⁻¹; HRMS (ESI) for C₂₁H₂₂N₂F₃S [M+H]⁺ requires 391.1450 found 391.1463;

(3S*,4S*)-N-Phenyl-3-(trifluoromethyl)-4'H-spiro[chromane-4,5'-thiazol]-2'-amine (2ha)

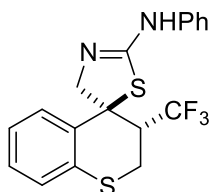


The title compound was prepared following general procedure H using 1-((2H-chromen-4-yl)methyl)-3-phenylthiourea (88 mg, 0.3 mmol), 1-trifluoromethyl-1,2-benziodoxol-3-(1H)-one (113.8 mg, 0.36 mmol), 4Å MS (30 mg), trifluoroacetic acid (45.9 μL, 0.6 mmol) and CDCl₃ (3.0 mL). The crude product was purified by silica gel column chromatography (eluent: 1% Et₃N and 20 % EtOAc in *n*-pentane) to provide the title compound (68.4 mg, 54 % yield) as a yellow solid.

(¹H NMR, 400 MHz, CDCl₃): δ (ppm) = 7.87 (dd, *J* = 8.1, 1.2 Hz, 1H), 7.29 (t, *J* = 7.8 Hz, 2H), 7.20 (td, *J* = 7.7, 1.4 Hz, 1H), 7.15 (d, *J* = 7.6 Hz, 2H), 7.07 (t, *J* = 7.5 Hz, 1H), 6.98 (td, *J* = 7.7, 1.0 Hz, 1H), 6.85 (d, *J* = 8.3 Hz, 1H), 4.65 (dd, *J* = 12.2, 3.2 Hz, 1H), 4.39-4.24 (m, 3H), 3.19-3.12 (m, 1H); (¹³C NMR, 101 MHz, CDCl₃): δ (ppm) = 158.3, 153.3, 145.9, 129.6, 129.1, 127.0, 125.2 (q, *J* = 283.2 Hz), 123.7, 122.1, 121.8, 121.0, 117.3, 64.0 (q, *J* = 2.9 Hz), 59.1, 57.4, 47.2 (q, *J* = 25.7 Hz); (¹⁹F NMR, 377 MHz, CDCl₃): δ (ppm) = -63.4 (d, *J* = 8.7 Hz, 3F); IR: 3034, 2889, 1639, 1590, 1489, 1449, 1358, 1313, 1277, 1236, 1164, 1130, 1108, 1073, 1040,

908, 856 cm^{-1} ; HRMS (ESI) for $\text{C}_{18}\text{H}_{16}\text{ON}_2\text{F}_3\text{S}$ $[\text{M}+\text{H}]^+$ requires 365.0930 found 365.0928; Mp. 144–146 $^{\circ}\text{C}$.

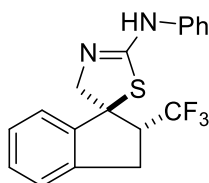
(3'R*,5S*)-N-Phenyl-3'-(trifluoromethyl)-4H-spiro[thiazole-5,4'-thiochroman]-2-amine (2ia)



The title compound was prepared following general procedure H using 1-((2H-thiochromen-4-yl)methyl)-3-phenylthiourea (94 mg, 0.3 mmol), 1-trifluoromethyl-1,2-benziodoxol-3-(1H)-one (113.8 mg, 0.36 mmol), 4Å MS (30 mg), trifluoroacetic acid (45.9 μL , 0.6 mmol) and CDCl_3 (3.0 mL). The crude product was purified by silica gel column chromatography (eluent: 1% Et_3N and 20 % EtOAc in *n*-pentane) to provide the title compound (68.4 mg, 54 % yield) as a yellow solid.

(^1H NMR, 400 MHz, CDCl_3): δ (ppm) = 7.40 (d, J = 8.1 Hz, 1H), 7.16 (t, J = 7.0 Hz, 2H), 7.23–7.20 (m, 5H), 6.93 (t, J = 8.0 Hz, 1H), 4.52 (d, A of AB, J_{AB} = 13.2 Hz, 1H), 4.08 (d, B of AB, J_{AB} = 13.2 Hz, 1H), 3.44–3.26 (m, 3H), 3.21 (dd, J = 13.5, 3.0 Hz 1H); (^{13}C NMR, 101 MHz, CDCl_3): δ (ppm) = 157.8, 144.1, 134.4, 132.1, 129.0, 128.3, 127.1, 125.6, 125.4 (q, J = 283.2 Hz), 125.2, 123.5, 120.4, 61.9, 61.6, 47.0 (q, J = 25.7 Hz), 25.9 (q, J = 2.8 Hz); (^{19}F NMR, 377 MHz, CDCl_3): δ (ppm) = -64.8 (d, J = 8.7 Hz, 3F); IR: 3015, 2899, 1626, 1550, 1519, 1489, 1378, 1388, 1279, 1296, 1194, 1160, 1148, 1004, 978, 841 cm^{-1} ; HRMS (ESI) for $\text{C}_{18}\text{H}_{16}\text{N}_2\text{F}_3\text{S}_2$ $[\text{M}+\text{H}]^+$ requires 381.0707 found 381.0712; Mp. 170–172 $^{\circ}\text{C}$.

(1S*,2S*)-N-Phenyl-2-(trifluoromethyl)-2,3-dihydro-4'H-spiro[indene-1,5'-thiazol]-2'-amine (2ja)

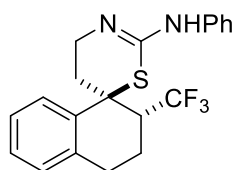


The title compound was prepared following general procedure H using 1-((1H-inden-3-yl)methyl)-3-phenylthiourea (84.0 mg, 0.3 mmol), 1-trifluoromethyl-1,2-benziodoxol-3-(1H)-

one (113.8 mg, 0.36 mmol), 4Å MS (30 mg), trifluoroacetic acid (45.9 µL, 0.6 mmol) and CDCl₃ (3.0 mL). The crude product was purified by silica gel column chromatography (eluent: 1% Et₃N and 20 % EtOAc in DCM) to provide the title compound (78.4 mg, 75 % yield) as a white solid.

(¹H NMR, 400 MHz, CDCl₃): δ (ppm) = 7.41 (d, *J* = 7.8 Hz, 1H), 7.23-7.14 (m, 2H), 7.15-6.92 (m, 6H), 3.50-3.31 (m, 2H), (m, 1H), 7.20-7.06 (m, 6H), 7.00-6.93 (m, 2H), 4.56 (d, A of AB, *J*_{AB} = 13.2 Hz, 1H), 4.12 (d, B of AB, *J*_{AB} = 13.2 Hz, 1H), 3.48-3.30 (m, 2H), 3.25 (dd, *J* = 13.4, 2.7 Hz, 1H); (¹³C NMR, 101 MHz, CDCl₃): δ (ppm) = 157.1, 143.6, 134.5, 132.1, 129.1, 128.4, 127.1, 125.6, 125.4 (q, *J* = 284.7 Hz), 125.3, 123.4, 120.1, 62.9, 62.2, 47.1 (q, *J* = 26.0 Hz), 26.0 (q, *J* = 3.0 Hz); (¹⁹F NMR, 377 MHz, CDCl₃): δ (ppm) = -66.3 (br s, 3F); IR: 2981, 1676, 1589, 1497, 1467, 1345, 1283, 1171, 1130, 1127, 1055, 996 cm⁻¹; HRMS (ESI) for C₁₈H₁₆N₂F₃S [M+H]⁺ requires 349.0981 found 349.0977; Mp. 138-140 °C.

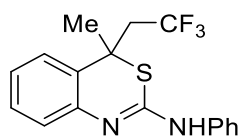
(1*S,2*S**)-N-Phenyl-2-(trifluoromethyl)-3,4,4',5'-tetrahydro-2H-spiro[naphthalene-1,6'-[1,3]thiazin]-2'-amine (2ka)**



The title compound was prepared following general procedure H using *N*-((3,4-dihydronaphthalen-1-yl)methyl)benzamide (92.5 mg, 0.3 mmol), 1-trifluoromethyl-1,2-benziodoxol-3-(1H)-one (113.8 mg, 0.36 mmol), 4Å MS (30 mg), trifluoroacetic acid (45.9 µL, 0.6 mmol) and CDCl₃ (3.0 mL). The crude product was purified by silica gel column chromatography (eluent: 1% Et₃N and 10 % EtOAc in *n*-pentane) to provide the title compound (59.5 mg, 53 % yield) as a white solid.

(¹H NMR, 400 MHz, CDCl₃): δ (ppm) = 7.47 (d, *J* = 7.6 Hz, 1H), 7.17-7.06 (m, 6H), 6.98 (d, *J* = 7.1 Hz, 1H), 6.90 (t, *J* = 7.2 Hz, 1H), 6.46 (br s, 1H), 3.81-3.71 (m, 2H), 3.08-2.99 (m, 1H), 2.89-2.71 (m, 3H), 2.54 (br s, 1H), 2.34 (d, *J* = 14.4 Hz, 1H), 2.19-2.12 (m, 1H); (¹³C NMR, 101 MHz, CDCl₃): δ (ppm) = 149.7, 143.4, 137.1, 135.8, 129.2, 128.8, 127.6, 126.8 (q, *J* = 284.6 Hz), 126.7, 126.6, 122.8, 121.2, 50.6, 45.7 (q, *J* = 24.0 Hz), 41.8, 30.7, 25.3, 20.0 (q, *J* = 2.9 Hz); (¹⁹F NMR, 377 MHz, CDCl₃): δ (ppm) = -61.4 (d, *J* = 8.7 Hz, 3F); IR: 2980, 1625, 1587, 1495, 1439, 1367, 1309, 1261, 1200, 1176, 1141, 1121, 1107, 1078, 1019, 947, 837 cm⁻¹; HRMS (ESI) for C₂₀H₂₀N₂F₃S [M+H]⁺ requires 377.1294 found 377.1299; Mp. 136-139 °C.

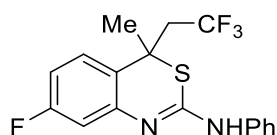
4-Methyl-*N*-phenyl-4-(2,2,2-trifluoroethyl)-4H-benzo[d][1,3]thiazin-2-amine (2la)



The title compound was prepared following general procedure H using 1-phenyl-3-(2-(prop-1-en-2-yl)phenyl)thiourea (80.5 mg, 0.3 mmol), 1-trifluoromethyl-1,2-benziodoxol-3-(1H)-one (113.8 mg, 0.36 mmol), 4Å MS (30 mg), trifluoroacetic acid (45.9 μL, 0.6 mmol) and CDCl₃ (3.0 mL). The crude product was purified by silica gel column chromatography (eluent: 1% Et₃N and 5 % EtOAc in *n*-pentane) to provide the title compound (58.8 mg, 58 % yield) as a white solid.

(¹H NMR, 400 MHz, CDCl₃): δ (ppm) = 7.51 (d, *J* = 7.8 Hz, 2H), 7.37 (t, *J* = 8.1 Hz, 3H), 7.31 (t, *J* = 7.6 Hz, 1H), 7.21–7.11 (m, 3H), 2.69 (ddq, *J* = 63.0, 15.4, 10.8 Hz, 2H), 1.98 (s, 3H); (¹³C NMR, 101 MHz, CDCl₃): δ (ppm) = 150.4, 142.8, 141.3, 129.0, 128.6, 126.8, 125.1 (q, *J* = 279.7 Hz), 124.4, 123.9, 123.8, 122.7, 120.9, 44.7, 43.5 (q, *J* = 27.0 Hz), 23.1; (¹⁹F NMR, 377 MHz, CDCl₃): δ (ppm) = -60.1 (t, *J* = 10.4 Hz, 3F); IR: 2980, 2361, 1617, 1578, 1521, 1496, 1478, 1439, 1359, 1315, 1257, 1232, 1127, 1105, 1074, 1032, 940 cm⁻¹; HRMS (ESI) for C₁₇H₁₆N₂F₃S [M+H]⁺ requires 337.0981 found 337.0983; Mp. 82–84 °C.

7-Fluoro-4-methyl-*N*-phenyl-4-(2,2,2-trifluoroethyl)-4H-benzo[d][1,3]thiazin-2-amine (2ma)

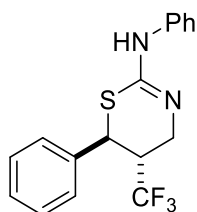


The title compound was prepared following general procedure H using 1-(5-fluoro-2-(prop-1-en-2-yl)phenyl)-3-phenylthiourea (85.9 mg, 0.3 mmol), 1-trifluoromethyl-1,2-benziodoxol-3-(1H)-one (113.8 mg, 0.36 mmol), 4Å MS (30 mg), trifluoroacetic acid (45.9 μL, 0.6 mmol) and CDCl₃ (3.0 mL). The crude product was purified by silica gel column chromatography (eluent: 1% Et₃N and 10 % EtOAc in *n*-pentane) to provide the title compound (68.3 mg, 64 % yield) as a white solid.

(¹H NMR, 400 MHz, CDCl₃): δ (ppm) = 7.60 (d, *J* = 7.8 Hz, 2H), 7.37 (t, *J* = 7.9 Hz, 2H), 7.24 (dd, *J* = 8.6, 5.6 Hz, 1H), 7.13 (t, *J* = 7.6 Hz, 1H), 7.09–7.01 (m, 2H), 6.92 (br s, 1H), 2.65 (ddq, *J* = 58.8, 15.4, 10.8 Hz, 2H), 1.95 (s, 3H); (¹³C NMR, 101 MHz, CDCl₃): δ (ppm) = 161.2, 158.8, 149.2, 140.1 (d, *J* = 2.4 Hz), 139.9, 129.0, 126.3 (d, *J* = 8.0 Hz), 125.0 (q, *J* = 279.8 Hz), 123.8,

120.5, 115.3 (d, $J = 22.3$ Hz), 109.7 (d, $J = 24.6$ Hz), 44.5, 43.2 (q, $J = 27.0$ Hz), 23.0; (^{19}F NMR, 377 MHz, CDCl_3): δ (ppm) = -60.0 (t, $J = 10.4$ Hz, 3F), -117.5 (q, $J = 7.5$ Hz, 1F); IR: 2981, 2360, 1616, 1587, 1521, 1498, 1480, 1439, 1360, 1316, 1257, 1187, 1145, 1091, 1035, 958 cm^{-1} ; HRMS (ESI) for $\text{C}_{17}\text{H}_{15}\text{N}_2\text{F}_4\text{S}$ $[\text{M}+\text{H}]^+$ requires 355.0887 found 355.0880; Mp. 133–135 $^\circ\text{C}$.

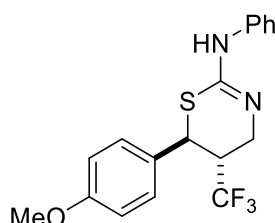
(5*R,6*S**)-*N*,6-Diphenyl-5-(trifluoromethyl)-5,6-dihydro-4*H*-1,3-thiazin-2-amine (2na)**



The title compound was prepared following general procedure H using 1-cinnamyl-3-phenylthiourea (80.5 mg, 0.3 mmol), 1-trifluoromethyl-1,2-benziodoxol-3-(1*H*)-one (113.8 mg, 0.36 mmol), 4Å MS (30 mg), trifluoroacetic acid (45.9 μL , 0.6 mmol) and CDCl_3 (3.0 mL). The crude product was purified by silica gel column chromatography (eluent: 1% Et_3N and 10 % EtOAc in *n*-pentane) to provide the title compound (40.0 mg, 40 % yield) as a white solid.

(^1H NMR, 400 MHz, CDCl_3): δ (ppm) = 7.28–7.15 (m, 9H), 6.96–6.92 (m, 1H), 5.65 (br s, 1H), 4.46 (d, $J = 8.8$ Hz, 1H), 3.88 (dd, A of ABX, $J_{\text{AB}} = 13.7$ Hz, $J_{\text{AX}} = 4.4$ Hz, 1H), 3.56 (B of ABX, $J_{\text{AB}} = 13.7$ Hz, $J_{\text{BX}} = 7.8$ Hz, 1H), 2.89–2.81 (m, 1H); (^{13}C NMR, 101 MHz, CDCl_3): δ (ppm) = 152.7, 142.5, 139.9, 129.0, 128.9, 128.4, 127.7, 126.3 (q, $J = 281.7$ Hz), 123.2, 120.6, 46.1 (q, $J = 24.2$ Hz), 45.4, 44.8; (^{19}F NMR, 377 MHz, CDCl_3): δ (ppm) = -68.5 (d, $J = 6.9$ Hz, 3F); IR: 2981, 1626, 1589, 1520, 1496, 1456, 1439, 1382, 1308, 1248, 1167, 1118, 1079, 995, 955 cm^{-1} ; HRMS (ESI) for $\text{C}_{17}\text{H}_{16}\text{N}_2\text{F}_3\text{S}$ $[\text{M}+\text{H}]^+$ requires 337.0981 found 337.0976; Mp. 116–118 $^\circ\text{C}$.

(5*R,6*S**)-6-(4-Methoxyphenyl)-*N*-phenyl-5-(trifluoromethyl)-5,6-dihydro-4*H*-1,3-thiazin-2-amine (2oa)**

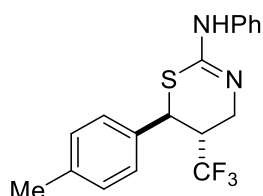


The title compound was prepared following general procedure H using (*E*)-1-(3-(4-methoxyphenyl)allyl)-3-phenylthiourea (89.5 mg, 0.3 mmol), 1-trifluoromethyl-1,2-benziodoxol-3-(1*H*)-one (113.8 mg, 0.36 mmol), 4Å MS (30 mg), trifluoroacetic acid (45.9 μL ,

0.6 mmol) and CDCl_3 (3.0 mL). The crude product was purified by silica gel column chromatography (eluent: 1% Et_3N and 10 % EtOAc in *n*-pentane) to provide the title compound (60.4 mg, 55 % yield) as a white solid.

(^1H NMR, 400 MHz, CDCl_3): δ (ppm) = 7.33–7.28 (m, 6H), 7.08–7.03 (m, 1H), 6.90 (dt, J = 8.6, 2.6 Hz, 2H), 6.07 (br s, 1H), 4.56 (d, J = 9.1 Hz, 1H), 4.00 (dd, J = 13.9, 4.2 Hz, 1H), 3.83 (s, 3H), 3.67 (dd, J = 13.7, 8.1 Hz, 1H), 2.99–2.88 (m, 1H); (^{13}C NMR, 101 MHz, CDCl_3): δ (ppm) = 159.6, 153.0, 142.6, 131.6, 129.0, 129.0, 126.3 (q, J = 282.1 Hz), 123.2, 120.6, 114.4, 55.3, 46.3 (q, J = 27.8 Hz), 45.0, 44.9; (^{19}F NMR, 377 MHz, CDCl_3): δ (ppm) = –68.4 (d, J = 6.9 Hz, 3F); IR: 2980, 2360, 1611, 1588, 1497, 1459, 1439, 1381, 1306, 1247, 1176, 1109, 1033, 995, 835 cm^{-1} ; HRMS (ESI) for $\text{C}_{18}\text{H}_{18}\text{ON}_2\text{F}_3\text{S}$ $[\text{M}+\text{H}]^+$ requires 367.1087 found 367.1083; Mp. 136–138 °C.

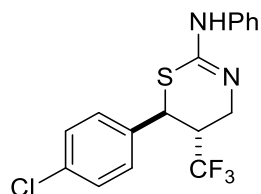
(5*R,6*S**)-*N*-Phenyl-6-(*p*-tolyl)-5-(trifluoromethyl)-5,6-dihydro-4*H*-1,3-thiazin-2-amine (2pa)**



The title compound was prepared following general procedure H using (*E*)-1-Phenyl-3-(3-(*p*-tolyl)allyl)thiourea (84.7 mg, 0.3 mmol), 1-trifluoromethyl-1,2-benziodoxol-3-(1*H*)-one (113.8 mg, 0.36 mmol), 4Å MS (30 mg), trifluoroacetic acid (45.9 μL , 0.6 mmol) and CDCl_3 (3.0 mL). The crude product was purified by silica gel column chromatography (eluent: 1% Et_3N and 10 % EtOAc in *n*-pentane) to provide the title compound (49.2 mg, 47 % yield) as a white solid.

(^1H NMR, 400 MHz, CDCl_3): δ (ppm) = 7.21–7.13 (m, 6H), 7.06 (d, J = 8.1 Hz, 2H), 6.96–6.92 (m, 1H), 4.44 (d, J = 9.1 Hz, 1H), 3.89 (dd, A of ABX, J_{AB} = 13.7 Hz, J_{AX} = 4.2 Hz, 1H), 3.55 (dd, B of ABX, J_{AB} = 13.7 Hz, J_{BX} = 8.1 Hz, 1H), 2.87–2.82 (m, 1H), 2.25 (s, 3H); (^{13}C NMR, 101 MHz, CDCl_3): δ (ppm) = 153.0, 142.6, 138.3, 136.8, 129.6, 128.9, 127.6, 126.3 (q, J = 281.3 Hz), 123.1, 120.5, 46.2 (q, J = 23.8 Hz), 45.2, 44.9, 21.1; (^{19}F NMR, 377 MHz, CDCl_3): δ (ppm) = –68.5 (d, J = 6.9 Hz, 3F); IR: 2981, 2360, 1627, 1589, 1515, 1496, 1438, 1438, 1381, 1307, 1248, 1166, 1111, 1074, 995, 955, 844 cm^{-1} ; HRMS (ESI) for $\text{C}_{18}\text{H}_{18}\text{N}_2\text{F}_3\text{S}$ $[\text{M}+\text{H}]^+$ requires 351.1137 found 351.1140; Mp. 117–119 °C.

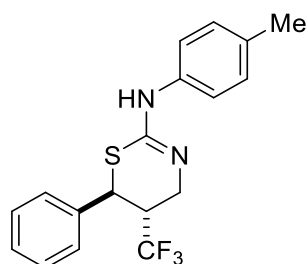
(5*R,6*S**)-6-(4-Chlorophenyl)-*N*-phenyl-5-(trifluoromethyl)-5,6-dihydro-4*H*-1,3-thiazin-2-amine (2qa)**



The title compound was prepared following general procedure H using (*E*)-1-(3-(4-chlorophenyl)allyl)-3-phenylthiourea (90.8 mg, 0.3 mmol), 1-trifluoromethyl-1,2-benziodoxol-3-(1*H*)-one (113.8 mg, 0.36 mmol), 4Å MS (30 mg), trifluoroacetic acid (45.9 μ L, 0.6 mmol) and CDCl_3 (3.0 mL). The crude product was purified by silica gel column chromatography (eluent: 1% Et_3N and 10 % EtOAc in *n*-pentane) to provide the title compound (55.8 mg, 50 % yield) as a white solid.

(^1H NMR, 400 MHz, CDCl_3): δ (ppm) = 7.25–7.17 (m, 8H), 6.95 (t, J = 6.7 Hz, 1H), 4.44 (d, J = 8.8 Hz, 1H), 3.89 (dd, A of ABX, J_{AB} = 13.9 Hz, J_{AX} = 4.4 Hz, 1H), 3.54 (dd, A of ABX, J_{AB} = 13.9 Hz, J_{AX} = 4.4 Hz, 1H), 2.82–2.75 (m, 1H); (^{13}C NMR, 101 MHz, CDCl_3): δ (ppm) = 152.4, 142.3, 138.4, 134.3, 129.2, 129.1, 129.0, 126.1 (q, J = 281.3 Hz), 123.3, 120.5, 46.1 (q, J = 24.4 Hz), 44.8, 44.8; (^{19}F NMR, 377 MHz, CDCl_3): δ (ppm) = -68.4 (d, J = 8.7 Hz, 3F); IR: 2981, 2888, 2360, 1628, 1589, 1520, 1493, 1438, 1381, 1310, 1248, 1167, 1119, 1074, 1015, 995, 955, 841 cm^{-1} ; HRMS (ESI) for $\text{C}_{17}\text{H}_{15}\text{N}_2\text{ClF}_3\text{S}$ [$\text{M}+\text{H}$] $^+$ requires 371.0591 found 371.0591; Mp. 98–99 $^\circ\text{C}$.

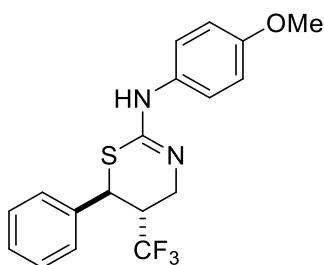
(5*R,6*S**)-6-phenyl-*N*-(*p*-tolyl)-5-(trifluoromethyl)-5,6-dihydro-4*H*-1,3-thiazin-2-amine (2nb)**



The title compound was prepared following general procedure H using 1-cinnamyl-3-(*p*-tolyl)thiourea (84.7 mg, 0.3 mmol), 1-trifluoromethyl-1,2-benziodoxol-3-(1*H*)-one (113.8 mg, 0.36 mmol), 4Å MS (30 mg), trifluoroacetic acid (45.9 μ L, 0.6 mmol) and CDCl_3 (3.0 mL). The crude product was purified by silica gel column chromatography (eluent: 1% Et_3N and 20 % EtOAc in *n*-pentane) to provide the title compound (45.6 mg, 44 % yield) as a white solid.

(¹H NMR, 400 MHz, CDCl₃): δ (ppm) = 7.38–7.29 (m, 5H), 7.15 (d, *J* = 7.6 Hz, 2H), 7.09 (d, *J* = 8.3 Hz, 2H), 4.55 (d, *J* = 9.1 Hz, 1H), 3.99 (dd, A of ABX, *J*_{AB} = 13.7 Hz, *J*_{AX} = 3.7 Hz, 1H), 3.65 (dd, B of ABX, *J*_{AB} = 13.7 Hz, *J*_{AX} = 8.1 Hz, 1H), 2.98–2.92 (m, 1H), 2.30 (s, 3H); (¹³C NMR, 101 MHz, CDCl₃): δ (ppm) = 152.9, 140.0, 139.8, 132.9, 129.5, 128.9, 128.4, 127.7, 126.3 (q, *J* = 281.3 Hz), 120.8, 46.2 (q, *J* = 24.6 Hz), 45.4 (q, *J* = 24.6 Hz), 44.8 (q, *J* = 1.0 Hz), 20.8; (¹⁹F NMR, 377 MHz, CDCl₃): δ (ppm) = -68.5 (d, *J* = 8.7 Hz, 3F); IR: 2981, 1628, 1605, 1510, 1456, 1382, 1301, 1247, 1168, 1117, 1048, 998, 825 cm⁻¹; HRMS (ESI) for C₁₈H₁₈N₂F₃S [M+H]⁺ requires 351.1137 found 351.1133; Mp. 126–128 °C.

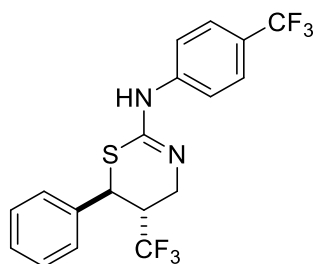
(5*R,6*S**)-*N*-(4-methoxyphenyl)-6-phenyl-5-(trifluoromethyl)-5,6-dihydro-4*H*-1,3-thiazin-2-amine (2nc)**



The title compound was prepared following general procedure H using 1-cinnamyl-3-(4-methoxyphenyl)thiourea (89.5 mg, 0.3 mmol), 1-trifluoromethyl-1,2-benziodoxol-3-(1*H*)-one (113.8 mg, 0.36 mmol), 4Å MS (30 mg), trifluoroacetic acid (45.9 μL, 0.6 mmol) and CDCl₃ (3.0 mL). The crude product was purified by silica gel column chromatography (eluent: 1% Et₃N and 20 % EtOAc in *n*-pentane) to provide the title compound (57.3 mg, 52 % yield) as a white solid.

(¹H NMR, 400 MHz, CDCl₃): δ (ppm) = 7.38–7.29 (m, 5H), 7.17 (d, *J* = 8.3 Hz, 2H), 6.84 (dt, *J*₁ = 2.6 Hz, *J*₂ = 8.8 Hz, 2H), 4.54 (d, *J* = 8.8 Hz, 1H), 3.97 (dd, A of ABX, *J*_{AB} = 13.2 Hz, *J*_{AX} = 4.2 Hz, 1H), 3.78 (s, 3H), 3.64 (dd, B of ABX, *J*_{AB} = 13.9 Hz, *J*_{AX} = 8.1 Hz, 1H), 2.97–2.90 (m, 1H); (¹³C NMR, 101 MHz, CDCl₃): δ (ppm) = 156.0, 153.6, 139.9, 135.8, 128.9, 128.4, 127.8, 126.3 (q, *J* = 281.3 Hz), 122.8, 114.2, 55.4, 46.2 (q, *J* = 23.8 Hz), 45.3, 44.8; (¹⁹F NMR, 377 MHz, CDCl₃): δ (ppm) = -68.4 (d, *J* = 6.9 Hz, 3F); IR: 2933, 1625, 1507, 1456, 1382, 1240, 1168, 1117, 1035, 832 cm⁻¹; HRMS (ESI) for C₁₈H₁₈ON₂F₃S [M+H]⁺ requires 367.1087 found 367.1086; Mp. 140–142 °C.

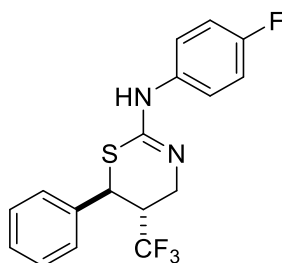
(5*R,6*S**)-6-Phenyl-5-(trifluoromethyl)-*N*-(4-(trifluoromethyl)phenyl)-5,6-dihydro-4*H*-1,3-thiazin-2-amine (2nd)**



The title compound was prepared following general procedure H using 1-cinnamyl-3-(4-(trifluoromethyl)phenyl)thiourea (100.9 mg, 0.3 mmol), 1-trifluoromethyl-1,2-benziodoxol-3-(1*H*)-one (113.8 mg, 0.36 mmol), 4Å MS (30 mg), trifluoroacetic acid (45.9 μ L, 0.6 mmol) and CDCl_3 (3.0 mL). The crude product was purified by silica gel column chromatography (eluent: 1% Et_3N and 10 % EtOAc in *n*-pentane) to provide the title compound (49.3 mg, 41 % yield) as a white solid.

(^1H NMR, 400 MHz, CDCl_3): δ (ppm) = 7.53 (d, J = 8.3 Hz, 2H), 7.39–7.33 (m, 7H), 4.58 (d, J = 8.8 Hz, 1H), 3.99 (dd, A of ABX, J_{AB} = 13.9 Hz, J_{AX} = 4.2 Hz, 1H), 3.68 (dd, A of ABX, J_{AB} = 13.9 Hz, J_{AX} = 7.6 Hz, 1H), 3.02–2.95 (m, 1H); (^{13}C NMR, 101 MHz, CDCl_3): δ (ppm) = 153.0, 146.3, 139.3, 129.1, 128.7, 127.8, 126.3, 126.2 (q, J = 282.1 Hz), 126.2, 124.3 (q, J = 271.0 Hz), 120.3, 46.2 (q, J = 25.4 Hz), 45.6, 44.4; (^{19}F NMR, 377 MHz, CDCl_3): δ (ppm) = -61.8 (s, 3F), -68.5 (d, J = 6.9 Hz, 3F); IR: 2927, 1631, 1598, 1525, 1456, 1410, 1382, 1249, 1162, 1111, 1064, 1014, 844 cm^{-1} ; HRMS (ESI) for $\text{C}_{18}\text{H}_{15}\text{N}_2\text{F}_6\text{S}$ $[\text{M}+\text{H}]^+$ requires 405.0855 found 405.0851; Mp. 87–88 $^\circ\text{C}$.

(5*R,6*S**)-*N*-(4-Fluorophenyl)-6-phenyl-5-(trifluoromethyl)-5,6-dihydro-4*H*-1,3-thiazin-2-amine (2ne)**

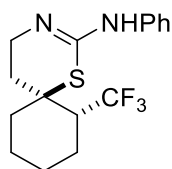


The title compound was prepared following general procedure H using 1-cinnamyl-3-(4-fluorophenyl)thiourea (85.9 mg, 0.3 mmol), 1-trifluoromethyl-1,2-benziodoxol-3-(1*H*)-one (113.8 mg, 0.36 mmol), 4Å MS (30 mg), trifluoroacetic acid (45.9 μ L, 0.6 mmol) and CDCl_3 (3.0 mL). The crude product was purified by silica gel column chromatography (eluent: 1%

1% Et₃N and 10 % EtOAc in *n*-pentane) to provide the title compound (47.8 mg, 45 % yield) as a white solid.

(¹H NMR, 400 MHz, CDCl₃): δ (ppm) = 7.38–7.30 (m, 5H), 7.17 (dd, *J* = 8.1, 4.7 Hz, 2H), 7.00–6.94 (m, 2H), 4.55 (d, *J* = 9.1 Hz, 1H), 3.94 (dd, A of ABX, *J*_{AB} = 13.9 Hz, *J*_{AX} = 4.7 Hz, 1H), 3.64 (dd, B of ABX, *J*_{AB} = 13.9 Hz, *J*_{AX} = 7.6 Hz, 1H), 3.03–2.94 (m, 1H); (¹³C NMR, 101 MHz, CDCl₃): δ (ppm) = 159.0 (d, *J* = 241.6 Hz), 153.6, 139.5, 139.2, 129.0, 128.5, 127.7, 126.2 (q, *J* = 282.1 Hz), 122.5 (d, *J* = 8.0 Hz), 115.5 (d, *J* = 23.1 Hz), 46.4 (q, *J* = 24.6 Hz), 45.4, 44.2; (¹⁹F NMR, 377 MHz, CDCl₃): δ (ppm) = –68.6 (d, *J* = 8.7 Hz, 3F), –119.9 (br s, 1F); IR: 2981, 1625, 1504, 1456, 1382, 1305, 1249, 1215, 1169, 1119, 837 cm⁻¹; HRMS (ESI) for C₁₇H₁₅N₂F₄S [M+H]⁺ requires 355.0887 found 355.0884; Mp. 131–132 °C.

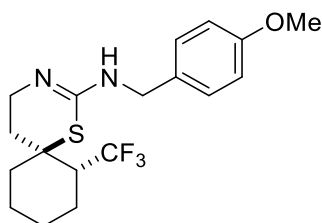
(6*S,7*S**)-N-Phenyl-7-(trifluoromethyl)-1-thia-3-azaspiro[5.5]undec-2-en-2-amine (2ra)**



The title compound was prepared following general procedure H using 1-(2-(cyclohex-1-en-1-yl)ethyl)-3-(4-methoxybenzyl)thiourea (92.0 mg, 0.3 mmol), 1-trifluoromethyl-1,2-benziodoxol-3-(1H)-one (113.8 mg, 0.36 mmol), 4Å MS (30 mg), trifluoroacetic acid (45.9 μL, 0.6 mmol) and CDCl₃ (3.0 mL). The crude product (*d.r.* = 8:1) was purified by silica gel column chromatography (eluent: 1% 1% Et₃N and 25 % EtOAc in *n*-pentane) to provide the title compound (58.7 mg, 60 % yield) as a white solid (*d.r.* = 20:1).

(¹H NMR, 400 MHz, CDCl₃): δ (ppm) = 7.18 (t, *J* = 7.8 Hz, 2H), 7.12 (br s, 2H), 6.93–6.89 (m, 1H), 3.72–3.34 (m, 2H), 2.49–2.44 (m, 1H), 2.03–1.72 (m, 6H), 1.63–1.40 (m, 4H); (¹³C NMR, 101 MHz, CDCl₃): δ (ppm) = 149.2, 143.4, 128.8, 127.0 (q, *J* = 283.9 Hz), 122.5, 120.8, 50.0, 48.3 (q, *J* = 23.5 Hz), 41.6, 37.0, 31.4, 22.5 (q, *J* = 2.9 Hz), 21.7, 21.2; (¹⁹F NMR, 377 MHz, CDCl₃): δ (ppm) = –60.3 (br s, 3F); IR: 2942, 2361, 1624, 1586, 1518, 1496, 1436, 1375, 1342, 1309, 1276, 1238, 1199, 1167, 1138, 1091, 1069, 1037, 987, 899, 832 cm⁻¹; HRMS (ESI) for C₁₆H₂₀N₂F₃S [M+H]⁺ requires 329.1294 found 329.1290; Mp. 98–99 °C.

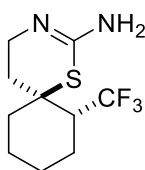
(6S*,7S*)-N-(4-methoxybenzyl)-7-(trifluoromethyl)-1-thia-3-azaspiro[5.5]undec-2-en-2-amine (2rb)



The title compound was prepared following general procedure H using 1-(2-(cyclohex-1-en-1-yl)ethyl)-3-(4-methoxybenzyl)thiourea (91.0 mg, 0.3 mmol), 1-trifluoromethyl-1,2-benziodoxol-3-(1H)-one (113.8 mg, 0.36 mmol), 4Å MS (30 mg), trifluoroacetic acid (45.9 μ L, 0.6 mmol) and CDCl_3 (3.0 mL) for 2h. The crude product (*d.r.* = 6:1) was purified by silica gel column chromatography (eluent: 1% Et_3N and 10 % Et_2O in DCM) to provide the title compound (58.7 mg, 47 % yield) as a yellow oil (*d.r.* = 6:1).

(^1H NMR, 400 MHz, CDCl_3): δ (ppm) = 7.23 (d, J = 8.6 Hz, 2H), 6.86 (d, J = 8.6 Hz, 2H), 4.33 (s, 2H), 3.80 (s, 3H), 3.80-3.72 (m, 1H), 3.62-3.54 (m, 1H), 2.60-2.44 (m, 1H), 2.11-1.43 (m, 1H); (^{13}C NMR, 101 MHz, CDCl_3): δ (ppm) (major diastereoisomer) = 158.9, 150.1, 130.9, 128.1, 127.1 (q, J = 282.5 Hz), 55.2, 49.7, 48.6 (q, J = 23.3 Hz), 45.8, 43.4, 37.0, 31.2, 22.5, 21.5, 21.1; (^{19}F NMR, 377 MHz, CDCl_3): δ (ppm) = -60.3 (br s, 3F); IR: 3219, 2980, 2360, 1613, 1586, 1299, 1167, 1135, 1090 cm^{-1} ; HRMS (ESI) for $\text{C}_{18}\text{H}_{24}\text{ON}_2\text{F}_4\text{S}$ [$\text{M}+\text{H}$] $^+$ requires 373.1554 found 373.1556;

(6S*,7S*)-7-(trifluoromethyl)-1-thia-3-azaspiro[5.5]undec-2-en-2-amine (2rc)

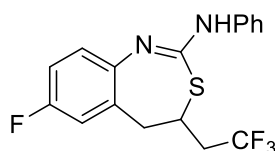


The title compound was prepared following general procedure H using 1-(2-(cyclohex-1-en-1-yl)ethyl)-3-(4-methoxybenzyl)thiourea (91.0 mg, 0.3 mmol), 1-trifluoromethyl-1,2-benziodoxol-3-(1H)-one (113.8 mg, 0.36 mmol), 4Å MS (30 mg), trifluoroacetic acid (45.9 μ L, 0.6 mmol) and CDCl_3 (3.0 mL) for 2h. The crude product was filtered through a plug of silica and the solvents was removed in *vacuo*. The resulting oil was dissolved in CH_3CN (10 ml) and a solution of ceric ammonium nitrate (1.62 g, 3 mmol) in 2 ml of water was added. After 20 minutes, a solution of saturated NaHCO_3 was added, followed by EtOAc (40 ml). After extraction with AcOEt (2 x 20 ml), the combined organic phases were dried over MgSO_4 and

the solvent was removed by rotavapor. The crude product (*d.r.* = 6:1) was purified by silica gel column chromatography (eluent: 1% Et₃N and 10 % Et₂O in DCM) to provide the title compound (22.1 mg, 34 % yield) as a yellow oil (*d.r.* = 5:1).

(¹H NMR, 400 MHz, CDCl₃): δ (ppm) = 4.02-3.71 (br s, 2H), 3.68-3.48 (m, 2H), 2.54–2.40 (m, 1H), 2.10-1.32 (m, 10H); major diastereoisomer: (¹³C NMR, 101 MHz, CDCl₃): δ (ppm) = 151.0, 127.0 (q, *J* = 284.3 Hz), 53.0, 49.4, 48.0 (q, *J* = 23.5 Hz), 42.9, 36.7, 30.5, 22.3 (q, *J* = 2.9 Hz), 21.6, 21.0; (¹⁹F NMR, 377 MHz, CDCl₃): δ (ppm) = -60.3 (br s, 3F); IR: 2981, 2364, 1612, 1546, 1348, 1312, 1245, 1090, 941, 871 cm⁻¹; HRMS (ESI) for C₁₀H₁₆N₂F₃S [M+H]⁺ requires 253.0981 found 253.0980;

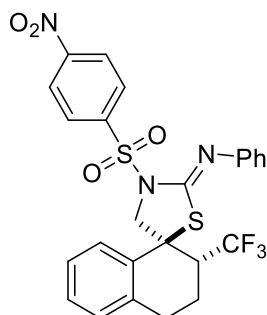
7-Fluoro-*N*-phenyl-4-(2,2,2-trifluoroethyl)-4,5-dihydrobenzo[d][1,3]thiazepin-2-amine (2sa)



The title compound was prepared following general procedure H using 1-(2-allyl-4-fluorophenyl)-3-phenylthiourea (85.9 mg, 0.3 mmol), 1-trifluoromethyl-1,2-benziodoxol-3-(1H)-one (113.8 mg, 0.36 mmol), 4Å MS (30 mg), trifluoroacetic acid (45.9 μL, 0.6 mmol) and CDCl₃ (3.0 mL). The crude product was purified by silica gel column chromatography (eluent: 20 % Et₂O in *n*-pentane) to provide the title compound (62.3 mg, 59 % yield) as a pale yellow resin.

(¹H NMR, 400 MHz, CDCl₃): δ (ppm) = 7.73 (d, *J* = 7.6 Hz, 2H), 7.37 (t, *J* = 8.1 Hz, 2H), 7.12 (t, *J* = 7.5 Hz, 1H), 7.05–7.00 (m, 2H), 6.93 (dd, *J* = 8.6, 2.5 Hz, 1H), 4.21–4.14 (m, 1H), 3.07 (dd, A of ABX, *J*_{AB} = 13.7 Hz, *J*_{AX} = 5.4 Hz, 1H), 2.82 (dd, A of ABX, *J*_{AB} = 13.7 Hz, *J*_{AX} = 8.9 Hz, 1H), 2.73–2.52 (m, 2H); (¹³C NMR, 101 MHz, CDCl₃): δ (ppm) = 158.8 (d, *J* = 242.4 Hz), 146.0, 144.4, 139.7, 130.6 (d, *J* = 7.2 Hz), 129.0, 125.4 (q, *J* = 278.2 Hz), 125.1 (d, *J* = 8.0 Hz), 123.6, 119.5, 115.9 (d, *J* = 22.3 Hz), 114.8 (d, *J* = 22.3 Hz), 49.2, 41.4 (q, *J* = 27.8 Hz), 37.1; (¹⁹F NMR, 377 MHz, CDCl₃): δ (ppm) = -63.4 (t, *J* = 10.4 Hz, 3F), -119.9 (q, *J* = 7.5 Hz, 1F); IR: 3424, 1619, 1593, 1512, 1486, 1435, 1380, 1345, 1312, 1262, 1212, 1136, 1101, 1006, 964, 873, 829 cm⁻¹; HRMS (ESI) for C₁₇H₁₅N₂F₄S [M+H]⁺ requires 355.0887 found 355.0883.

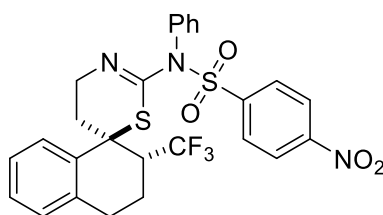
(1*S,2*S**,*Z*)-3'-((4-Nitrophenyl)sulfonyl)-*N*-phenyl-2-(trifluoromethyl)-3,4-dihydro-2H-spiro[naphthalene-1,5'-thiazolidin]-2'-imine (3)**



4-nitrobenzenesulfonyl chloride (58.9 mg, 0.27 mmol) and 4-dimethylaminopyridine (21.6 mg, 0.18 mmol) were added to a solution of (1*S**,2*S**)-*N*-phenyl-2-(trifluoromethyl)-3,4-dihydro-2H,4'H-spiro[naphthalene-1,5'-thiazol]-2'-amine (64.1 mg, 0.18 mmol) in DCM (1 mL). The reaction mixture was stirred at room temperature for 16 hours. The crude mixture was concentrated *in vacuo* and purified by silica gel column chromatography (eluent: 5 % EtOAc in *n*-pentane) to provide the title compound (19.0 mg, 20 % yield) as a white solid.

(¹H NMR, 400 MHz, CDCl₃): δ (ppm) = 8.49–8.41 (m, 4H), 7.77–7.75 (m, 1H), 7.32–7.10 (m, 4H), 7.15–7.10 (m, 2H), 6.77–6.74 (m, 2H), 4.46 (d, A of AB, *J*_{AB} = 16.5 Hz, 1H), 4.41 (d, B of AB, *J*_{AB} = 16.5 Hz, 1H), 3.06–2.85 (m, 2H), 2.89 (dt, *J*₁ = 6.4 Hz, *J*₂ = 17.4 Hz, 1H), 2.24 (q, *J* = 6.4 Hz, 2H); (¹³C NMR, 126 MHz, CDCl₃): δ (ppm) = 150.8, 150.2, 148.9, 143.4, 136.0, 134.6, 133.2, 130.9, 129.4, 129.1, 129.1 (q, *J* = 282.4 Hz), 128.6, 127.3, 126.4, 124.9, 123.7, 120.7, 57.4, 54.1, 48.2 (q, *J* = 24.9 Hz), 26.0, 21.3; (¹⁹F NMR, 377 MHz, CDCl₃): δ (ppm) = –63.8 (d, *J* = 8.7 Hz, 3F); IR: 2920, 1645, 1592, 1532, 1488, 1349, 1313, 1264, 1177, 1120, 1095, 1044, 1014, 909, 855 cm⁻¹; HRMS (ESI) for C₂₅H₂₁O₄N₃F₃S₂ [M+H]⁺ requires 548.0920 found 548.0915; Mp. >250 (decomp.).

4-Nitro-*N*-phenyl-*N*-((1*S,2*S**)-2-(trifluoromethyl)-3,4,4',5'-tetrahydro-2H-spiro[naphthalene-1,6'-[1,3]thiazin]-2'-yl)benzenesulfonamide (4)**



To the solution of (1*S**,2*S**)-*N*-phenyl-2-(trifluoromethyl)-3,4,4',5'-tetrahydro-2H-spiro[naphthalene-1,6'-[1,3]thiazin]-2'-amine (27.3 mg, 0.073 mmol) in DCM (0.4 mL) was

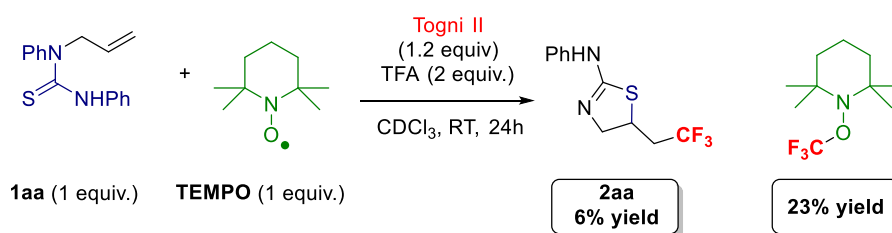
added 4-nitrobenzenesulfonyl chloride (24.1 mg, 0.109 mmol) and 4-dimethylaminopyridine (8.9 mg, 0.073 mmol). The reaction mixture was stirred at room temperature for 16 hours. The crude mixture was concentrated *in vacuo* and purified by silica gel column chromatography (eluent: 10 % EtOAc in *n*-pentane) to provide the title compound (29.6 mg, 73 % yield) as a white solid.

(¹H NMR, 400 MHz, CDCl₃): δ (ppm) = 8.30 (dt, *J* = 8.8, 2.2 Hz, 2H), 8.00 (dt, *J* = 9.1, 2.1 Hz, 2H), 7.43–7.35 (m, 4H), 7.25–7.23 (m, 2H), 7.19–7.14 (m, 2H), 7.04–7.02 (m, 1H), 4.21–4.02 (m, 2H), 2.93–2.82 (m, 2H), 2.77–2.65 (m, 2H), 2.36–2.25 (m, 2H), 2.18–2.11 (m, 1H); (¹³C NMR, 126 MHz, CDCl₃): δ (ppm) = 150.2, 145.4, 136.1, 135.9, 135.8, 130.4, 129.6, 129.6, 129.3, 129.3, 127.9, 126.8, 126.7 (q, *J* = 284.6 Hz) 126.5, 123.4, 120.5, 50.9, 45.7 (q, *J* = 2.9 Hz), 45.1 (q, *J* = 23.5 Hz), 28.3, 25.1, 19.8 (q, *J* = 2.9 Hz); (¹⁹F NMR, 377 MHz, CDCl₃): δ (ppm) = -61.5 (d, *J* = 9.2 Hz, 3F); IR: 2931, 1647, 1531, 1488, 1454, 1402, 1368, 1349, 1313, 1262, 1175, 1119, 1087, 1017, 953, 910, 855 cm⁻¹; HRMS (ESI) for C₂₆H₂₃O₄N₃F₃S₂ [M+H]⁺ requires 562.1077 found 562.1076; Mp. 141–142 °C.

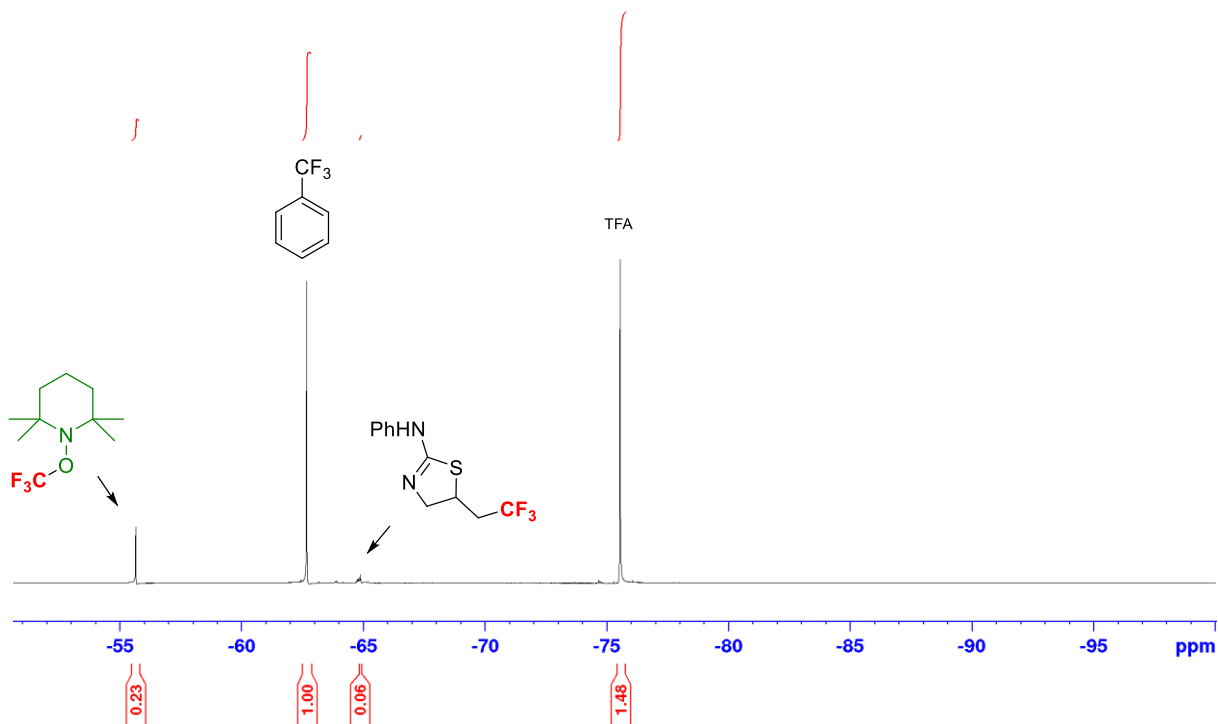
3. Mechanistic Experiments.

3.1. Thiotrifluoromethylation of **1aa** with TEMPO .

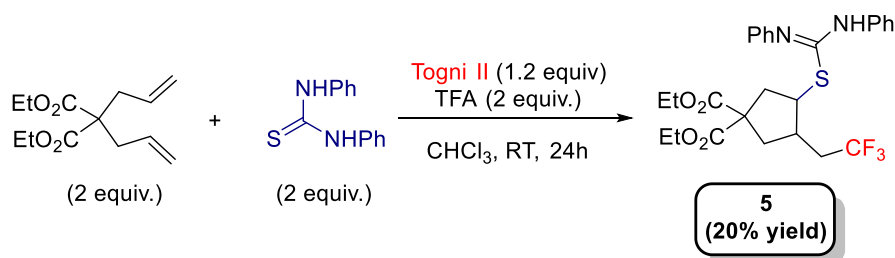
To a vial containing appropriate allyl thiourea **1aa** (0.1 mmol, 19.2 mg), 1-trifluoromethyl-1,2-benziodoxol-3-(1H)-one (37.9 mg, 0.12 mmol), TEMPO (1 equiv.), 4Å MS (10 mg) and a stirrer bar, was added a solution of trifluoroacetic acid (15.3 μL, 0.2 mmol) in CDCl₃ (3.0 mL) under Ar atmosphere. The vial was sealed and allowed to stir at room temperature for 24 hours. The reaction mixture was filtered through cotton and analysed by ¹⁹F NMR, using C₆H₅CF₃ as internal standard (1 equiv.)



¹⁹F NMR spectrum of the crude reaction is reported below:

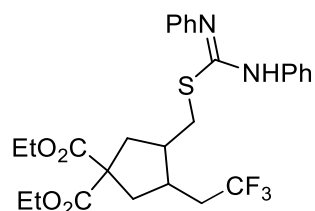


3.2. Thiotrifluoromethylation of Diethyl 2,2-Diallyl Malonate.

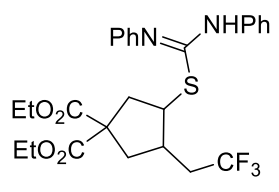


The title compound was prepared following general procedure H using diethyl diallyl malonate (144 mg, 0.6 mmol), diphenylthiourea (136.8 mg, 0.6 mmol), 1-trifluoromethyl-1,2-benziodoxol-3-(1H)-one (113.8 mg, 0.36 mmol), trifluoroacetic acid (45.9 μL , 0.6 mmol) and CDCl_3 (3.0 mL). The crude product was purified by silica gel column chromatography (eluent: 15 % EtOAc in *n*-pentane) to provide the title compound (31.7 mg, 20 % yield) as a colourless oil.

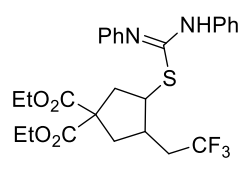
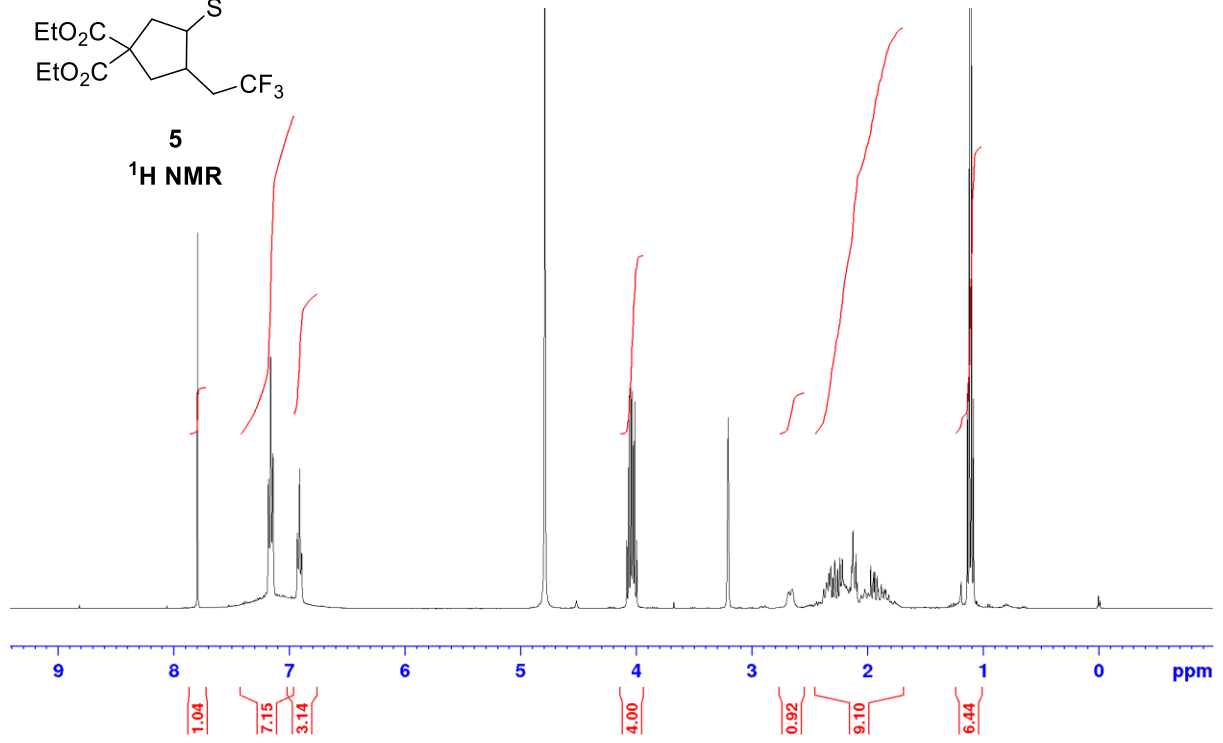
Diethyl-3-(((N,N'-diphenylcarbamimidoyl)thio)methyl)-4-(2,2,2-trifluoroethyl)cyclopentane-1,1-dicarboxylate (5)



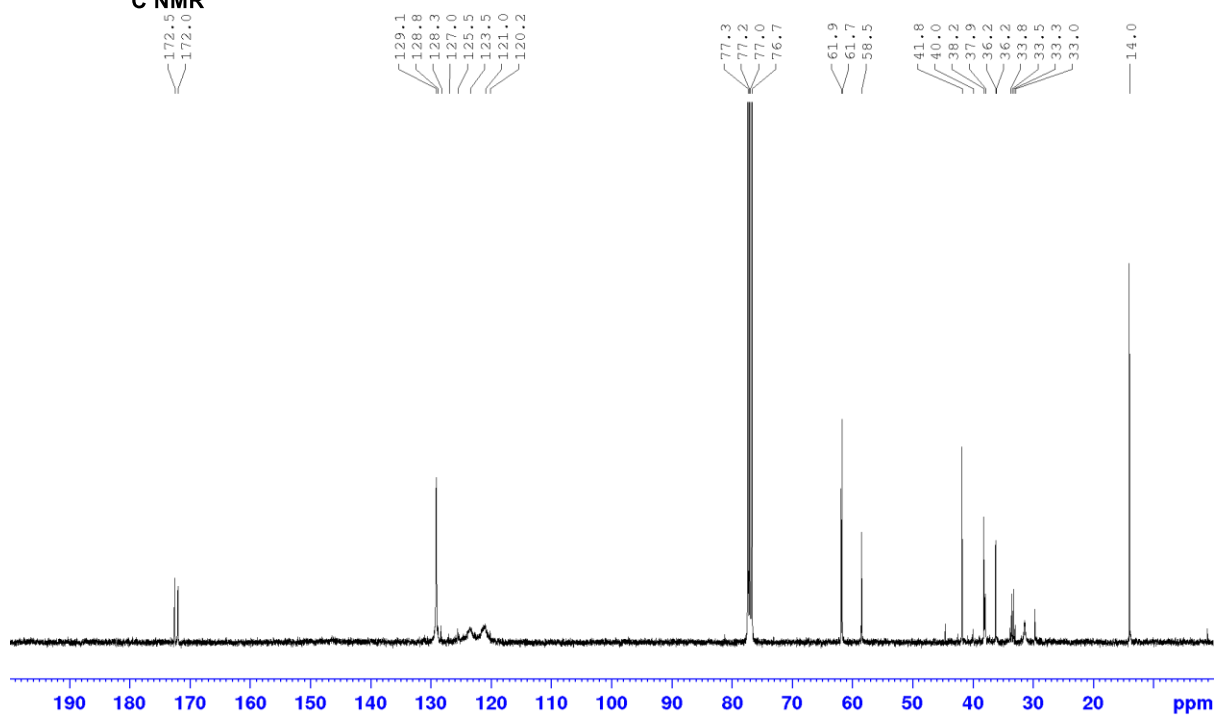
(^1H NMR, 400 MHz, CD_3OD): δ (ppm) = 7.16 (t, J = 7.8 Hz, 6H), 7.11 (br s, 1H), 6.91 (t, J = 7.5 Hz, 4H), 4.06 (q, J = 7.1 Hz, 2H), 4.03 (q, J = 7.1 Hz, 2H), 2.44–1.76 (m, 10H), 1.11 (t, J = 7.1 Hz, 3H), 1.10 (t, J = 7.1 Hz, 3H); (^{13}C NMR, 101 MHz, CD_3OD): δ (ppm) = 172.2, 172.1, 150.3, 128.4, 127.2 (q, J = 276.6 Hz), 122.8, 121.1 (br), 61.5, 61.4, 58.4, 42.0, 37.8, 37.4, 36.0 (q, J = 2.2 Hz), 32.7 (q, J = 27.9 Hz), 31.3, 12.9; (^{19}F NMR, 377 MHz, CD_3OD): δ (ppm) = -65.8 (t, J = 11.5 Hz, 3F); IR: 2982, 2938, 1728, 1627, 1587, 1525, 1515, 1498, 1485, 1437, 1392, 1368, 1312, 1255, 1220, 1184, 1149, 1128, 1095, 1055, 1027, 1007, 914, 861, 838 cm^{-1} ; HRMS (ESI) for $\text{C}_{27}\text{H}_{32}\text{O}_4\text{N}_2\text{F}_3\text{S}$ $[\text{M}+\text{H}]^+$ requires 537.2029 found 537.2022.

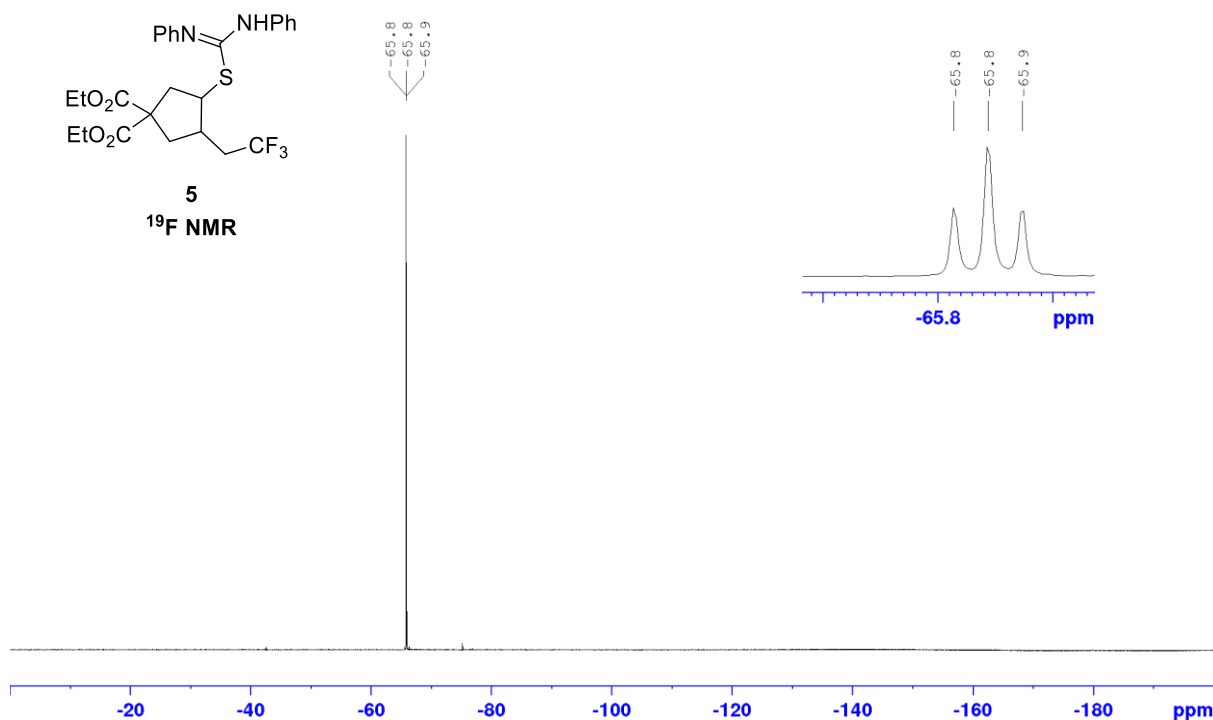


5
¹H NMR



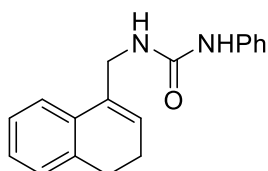
5
¹³C NMR





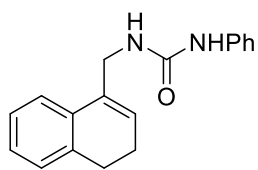
3.3 Thiotrifluoromethylation of Urea 6 and Amide 8.

1-((3,4-Dihydronaphthalen-1-yl)methyl)-3-phenylurea (6)

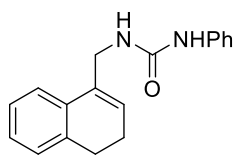
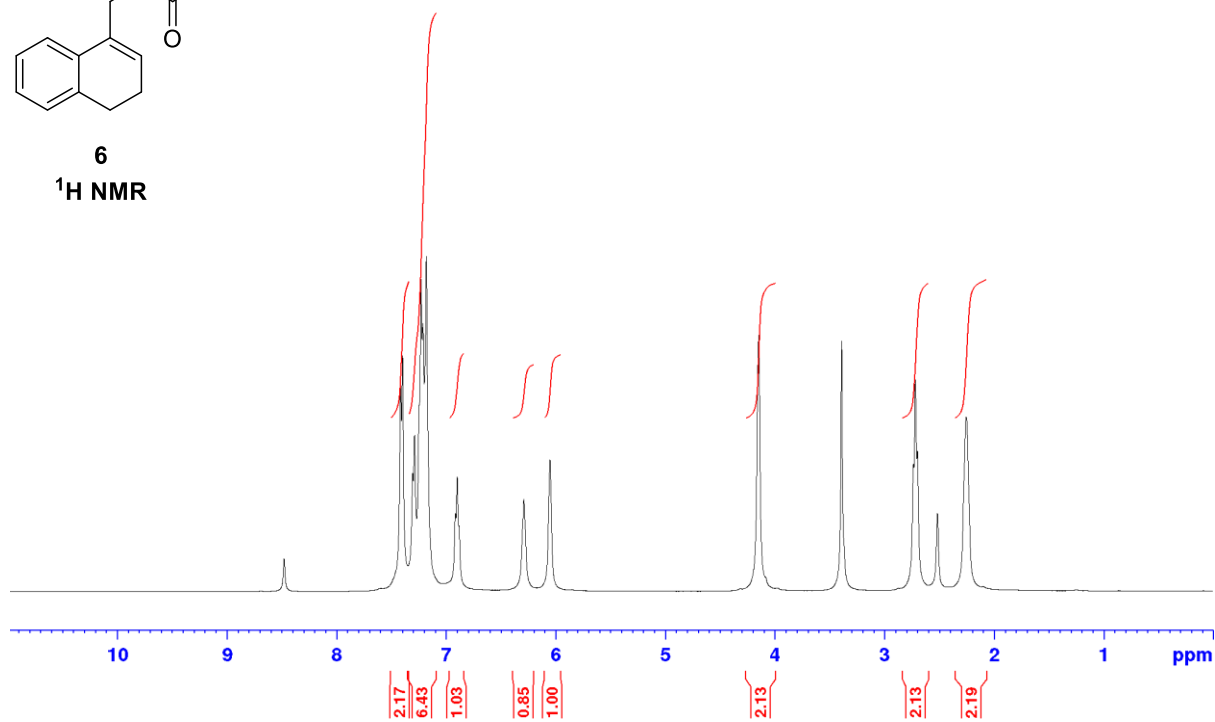


The title compound was prepared following general procedure A using (3,4-dihydronaphthalen-1-yl)methanamine (392 mg, 2.0 mmol), DCM (20 mL) and phenyl isocyanate (0.22 mL, 2.0 mmol). The crude product was purified by precipitation to give the title compound (374 mg, 67 % yield) as a white solid.

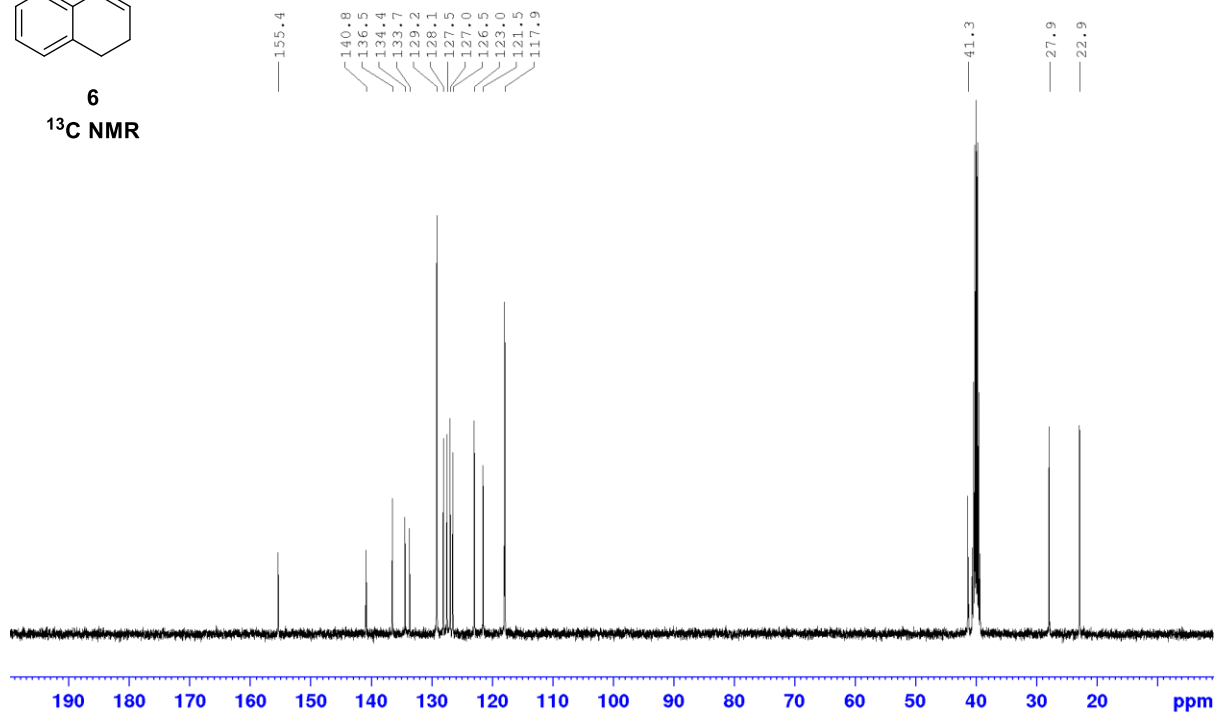
(¹H NMR, 400 MHz, DMSO-d₆): δ (ppm) = 7.41 (d, *J* = 7.6 Hz, 2H), 7.30 (d, *J* = 6.9 Hz, 1H), 7.25–7.18 (m, 5H), 6.90 (t, *J* = 6.6 Hz, 1H), 6.29 (br s, 1H), 6.05 (br s, 1H), 4.15 (br s, 2H), 2.71 (t, *J* = 7.3 Hz, 2H), 2.25 (br s, 2H); (¹³C NMR, 101 MHz, DMSO-d₆): δ (ppm) = 154.9, 140.4, 136.0, 134.0, 133.2, 128.7, 127.6, 127.0, 126.5, 126.0, 122.5, 121.0, 117.5, 40.9, 27.5, 22.4; IR: 3295, 1631, 1596, 1568, 1527, 1495, 1442, 1295, 1264, 1236, 1170, 1053, 1019, 819 cm⁻¹; HRMS (ESI) for C₁₈H₁₉ON₂ [M+H]⁺ requires 279.1492 found 279.1493; Mp. 148–150 °C.



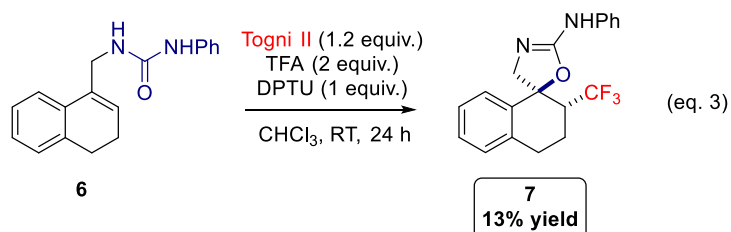
6
¹H NMR



6
¹³C NMR

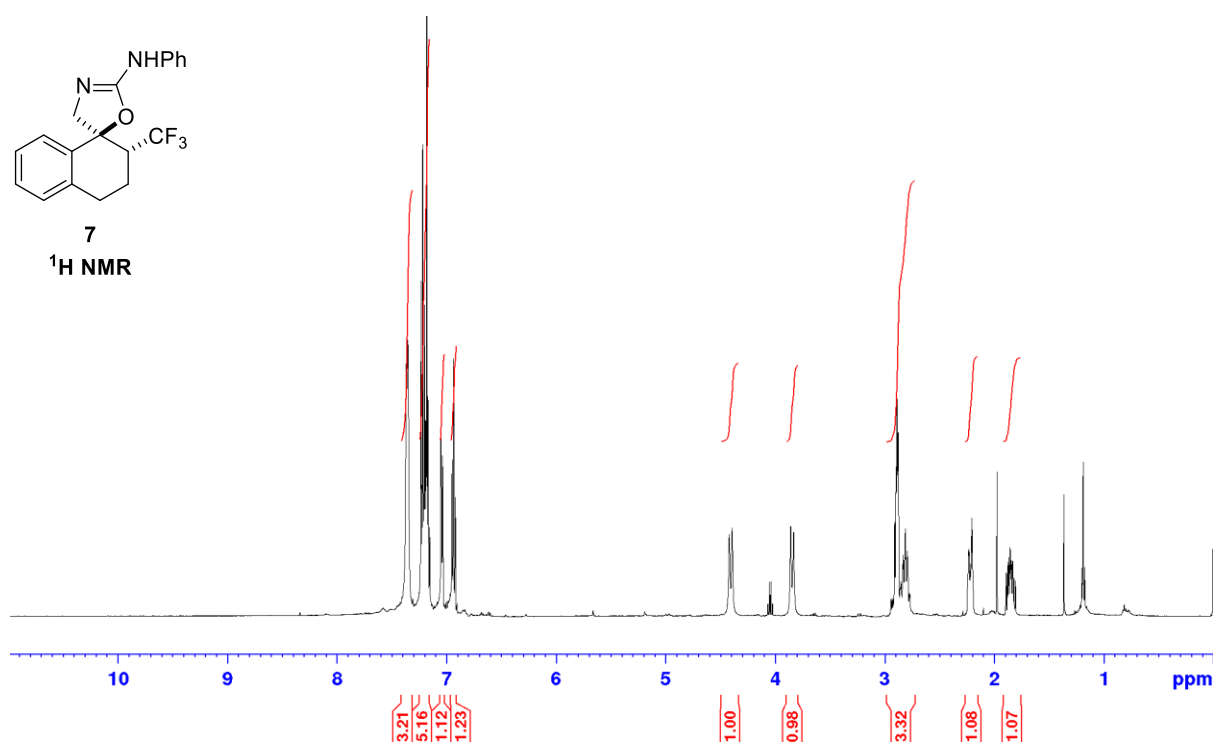


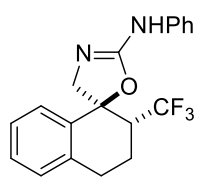
(1*S,2*R**)-*N*-Phenyl-2-(trifluoromethyl)-3,4-dihydro-2*H*,4'*H*-spiro[naphthalene-1,5'-oxazol]-2'-amine (7)**



Into a vial containing 1-((3,4-dihydronaphthalen-1-yl)methyl)-3-phenylurea (139 mg, 0.5 mmol) (4), *N,N'*-diphenylthiourea (114 mg, 0.5 mmol), 1-trifluoromethyl-1,2-benziodoxol-3-(1*H*)-one (190 mg, 0.6 mmol) and a stirrer bar was added a solution of trifluoroacetic acid (76.6 μ L, 1.0 mmol) in CHCl₃ (5.0 mL) under Ar atmosphere. The vial was sealed and allowed to stir at room temperature for 24 hours. The reaction mixture was then concentrated and purified by silica gel column chromatography (eluent: 25 % EtOAc in *n*-pentane) to provide the title compound (24.8 mg, 14 % yield) as a pale yellow resin.

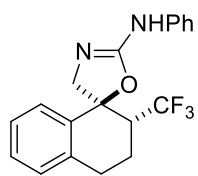
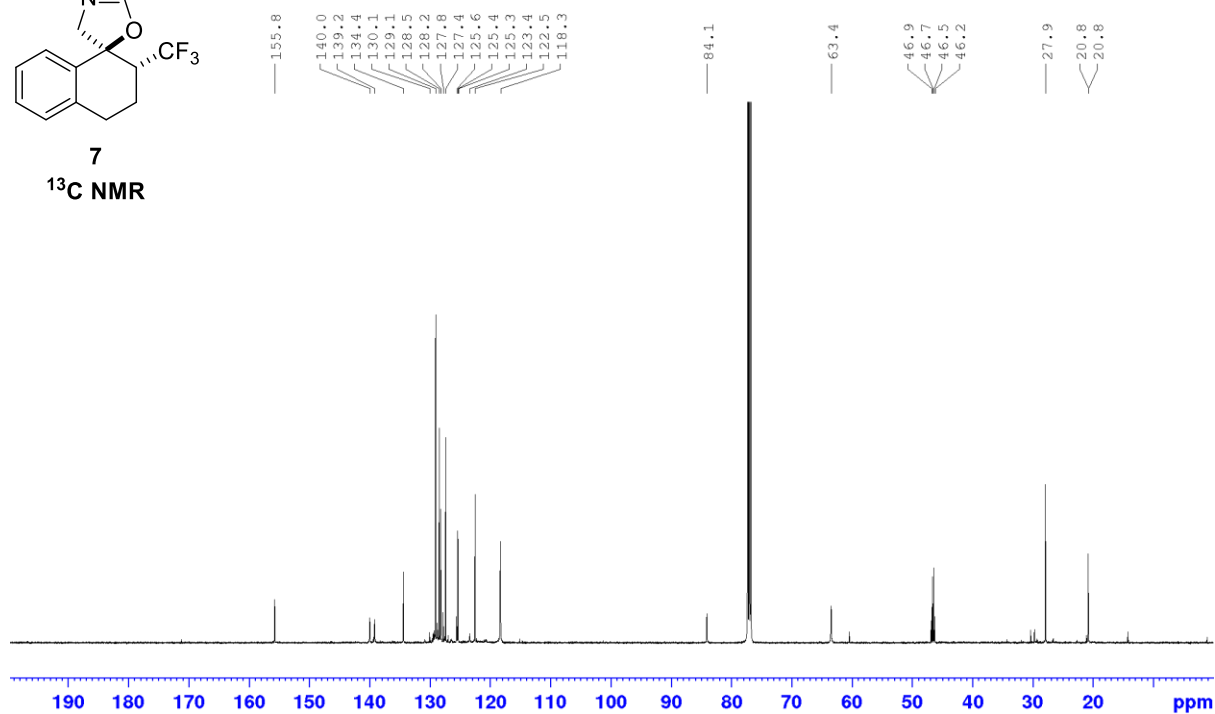
(¹H NMR, 500 MHz, CDCl₃): δ (ppm) = 7.45 (d, *J* = 6.9 Hz, 3H), 7.32–7.26 (m, 5H), 7.13 (d, *J* = 6.6 Hz, 1H), 7.02 (t, *J* = 7.3 Hz, 1H), 4.50 (d, *J* = 13.3 Hz, 1H), 3.94 (d, *J* = 13.3 Hz, 1H), 2.99–2.87 (m, 3H), 2.33–2.28 (m, 1H), 1.98–1.90 (m, 1H); (¹³C NMR, 158 MHz, CDCl₃): δ (ppm) = 155.7, 140.0, 139.1, 134.4, 129.0, 128.4, 128.2, 127.4, 126.7 (q, *J* = 281.3 Hz), 125.3, 122.5, 118.3, 84.0, 63.4, 46.5 (q, *J* = 25.8 Hz), 27.9, 20.8 (q, *J* = 2.9 Hz); (¹⁹F NMR, 377 MHz, CDCl₃): δ (ppm) = -66.6 (d, *J* = 9.0 Hz, 3F); IR: 3063, 2940, 2360, 1676, 1601, 1555, 1499, 1448, 1416, 1389, 1342, 1310, 1269, 1247, 1229, 1188, 1167, 1138, 1112, 1091, 1038, 993, 956, 909, 832 cm⁻¹; HRMS (CI) for C₁₉H₁₈ON₂F₃ [M+H]⁺ requires 347.1371 found 347.1370.





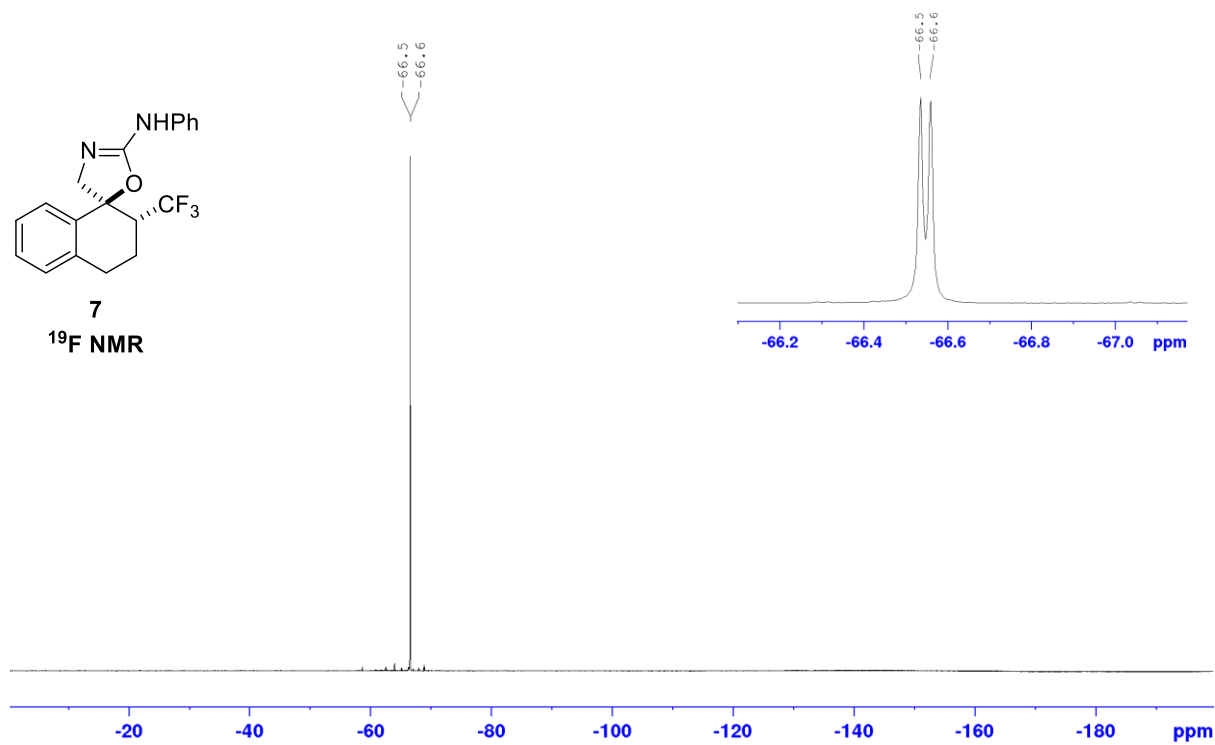
7

¹³C NMR

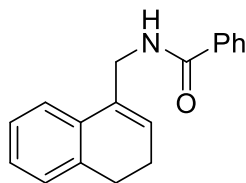


7

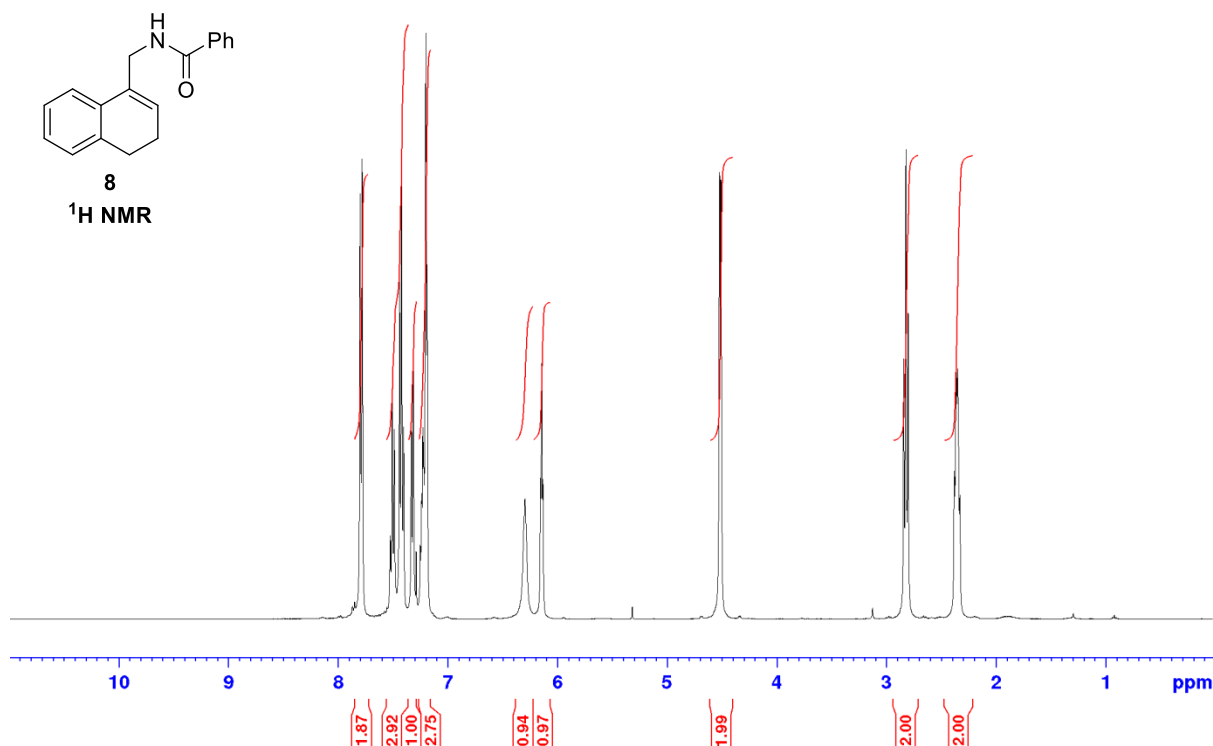
¹⁹F NMR



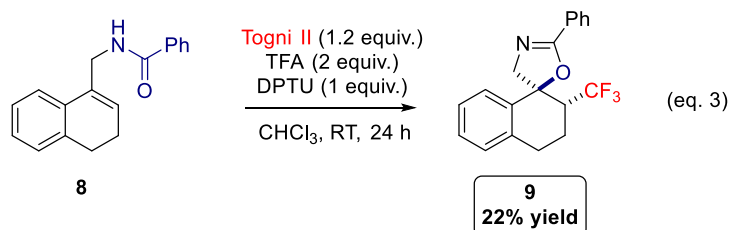
N-((3,4-Dihydronaphthalen-1-yl)methyl)benzamide (8)



The title compound was prepared following a previously reported procedure.¹⁵ To a mixture of (1,2-Dihydronaphthalen-4-yl)methan ammonium hydrochloride (392 mg, 2.0 mmol), Et₃N (1.12 ml, 8 mmol) and DMAP (24.4 mg, 0.2 mmol), benzoyl chloride (0.23 ml, 2 mmol) was added dropwise at 0 °C. The mixture was stirred for 3h at room temperature. The reaction was quenched by the addition of saturated NH₄Cl aq (50 mL). The aqueous phase was extracted with CH₂Cl₂ (50 mL × 3). The organic phase was combined and reduced to a volume of approximate 20 mL. The solution was washed with K₂CO₃ aq (50 mL) and the aqueous phase was extracted with CH₂Cl₂ (50 mL × 3). The combined organic phase was dried over MgSO₄, filtered and concentrated. The crude product was purified by flash column chromatography (25% EtOAc in hexane) to provide the title compound (390 mg, 70% yield) as a white solid. Data consistent with literature values.¹¹



(1S*,2R*)-2'-phenyl-2-(trifluoromethyl)-3,4-dihydro-2H,4'H-spiro[naphthalene-1,5'-oxazole] (9)

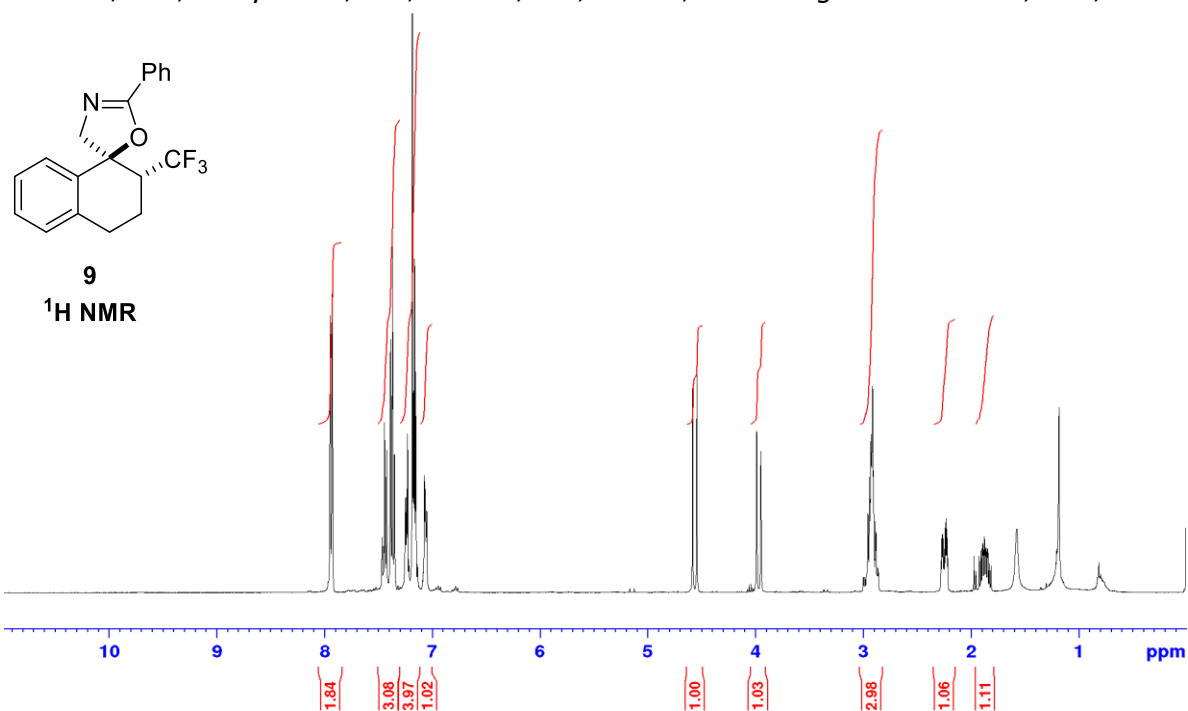


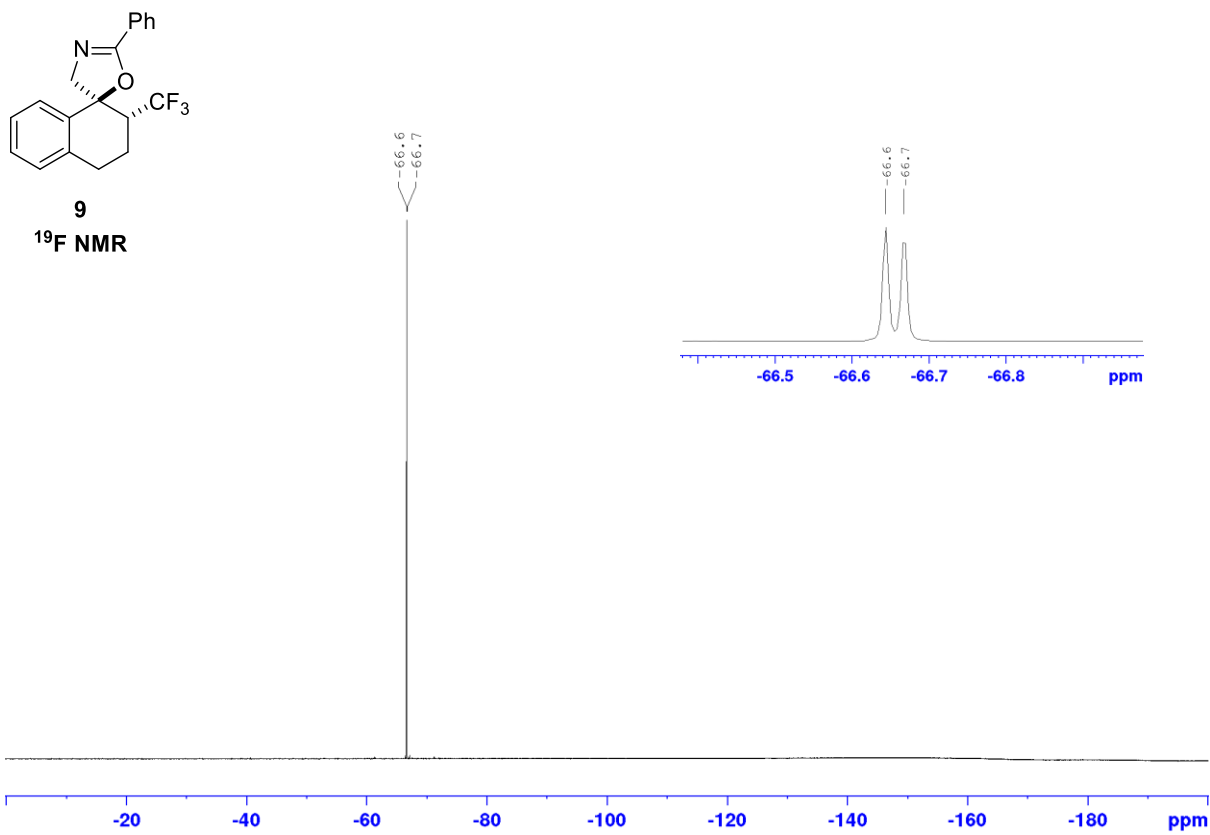
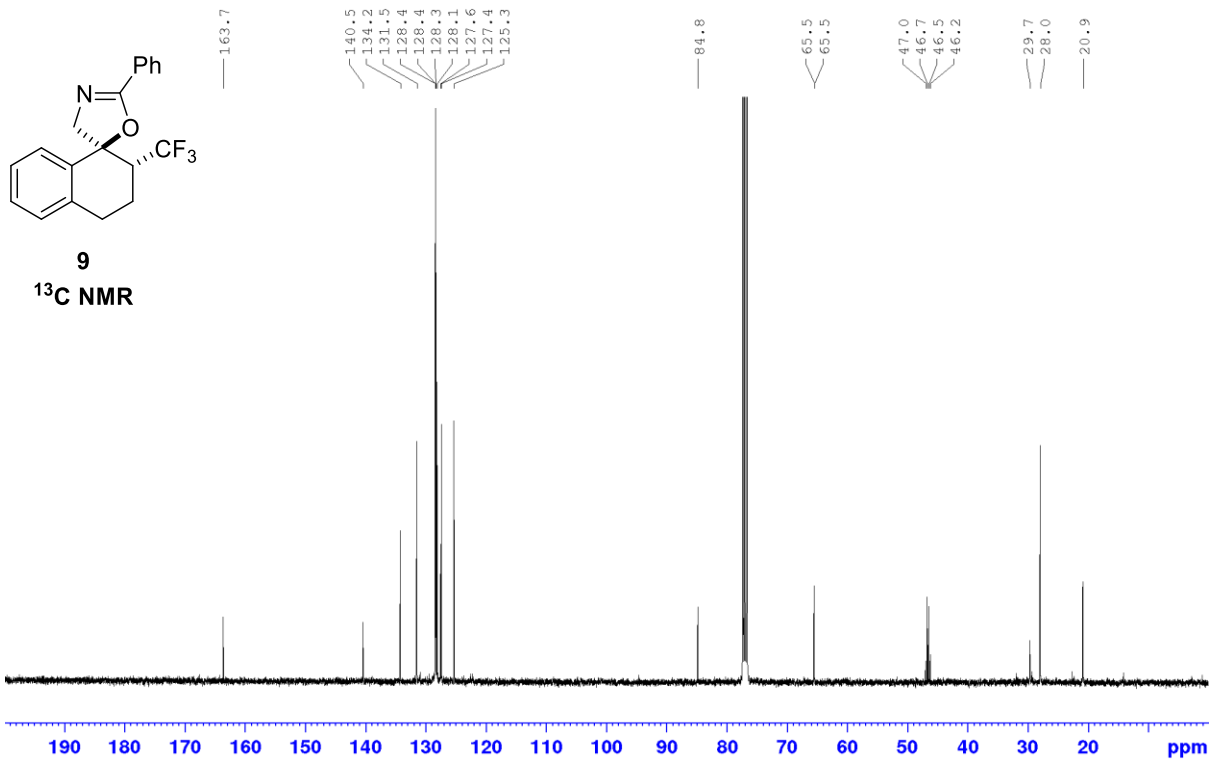
Into a vial containing *N*-((3,4-dihydronaphthalen-1-yl)methyl)benzamide (79.0 mg, 0.3 mmol), *N,N'*-diphenylthiourea (68.5 mg, 0.3 mmol), 1-trifluoromethyl-1,2-benziodoxol-3-(1H)-one (113.8 mg, 0.36 mmol), 4 Å MS (30 mg) and a stirrer bar was added a solution of trifluoroacetic acid (45.9 μL, 0.6 mmol) in CDCl₃ (3.0 mL) under Ar atmosphere. The vial was sealed and allowed to stir at room temperature for 24 hours. The reaction mixture was then concentrated and purified by silica gel column chromatography (eluent: 1% NEt₃ and 10 % EtOAc in *n*-pentane) to provide the title compound (25.4 mg, 22 % yield) as a colourless oil.

¹H NMR, 400 MHz, CDCl₃: δ (ppm) = 7.93 (d, *J* = 8.4 Hz, 2H), 7.44 (t, *J* = 7.3 Hz, 1H), 7.37 (t, *J* = 7.4 Hz, 2H), 7.25–7.22 (m, 1H), 7.18–7.14 (m, 2H), 7.07–7.05 (m, 1H), 4.56 (d, *J* = 15.8 Hz, 1H), 3.97 (d, *J* = 15.8 Hz, 1H), 2.95–2.86 (m, 3H), 2.28–2.22 (m, 1H), 1.95–1.82 (m, 1H); ¹³C NMR, 126 MHz, CDCl₃: δ (ppm) = 163.7, 140.5, 134.2, 131.5, 128.4, 128.4, 128.3, 128.1, 127.6, 127.4, 126.8 (q, *J* = 281.3 Hz), 125.3, 84.8, 65.5, 46.6 (q, *J* = 24.9 Hz), 28.0, 20.9 (q, *J* = 2.9 Hz); ¹⁹F NMR, 377 MHz, CDCl₃: δ (ppm) = –66.6 (d, *J* = 8.2 Hz, 3F); IR: 2926, 1655, 1494, 1450, 1389, 1347, 1309, 1266, 1227, 1195, 1165, 1137, 1111, 1090, 1064, 1039, 1027, 980, 931, 895, 833 cm⁻¹; HRMS (ESI) for C₁₉H₁₇ONF₃ [M+H]⁺ requires 332.1257 found 332.1256.

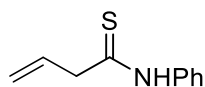
Data consistent with literature values.¹¹

¹¹ Noto, N.; Miyazawa, K.; Koike, T.; Akita, M. *Org. Lett.* **2015**, *17*, 3710.



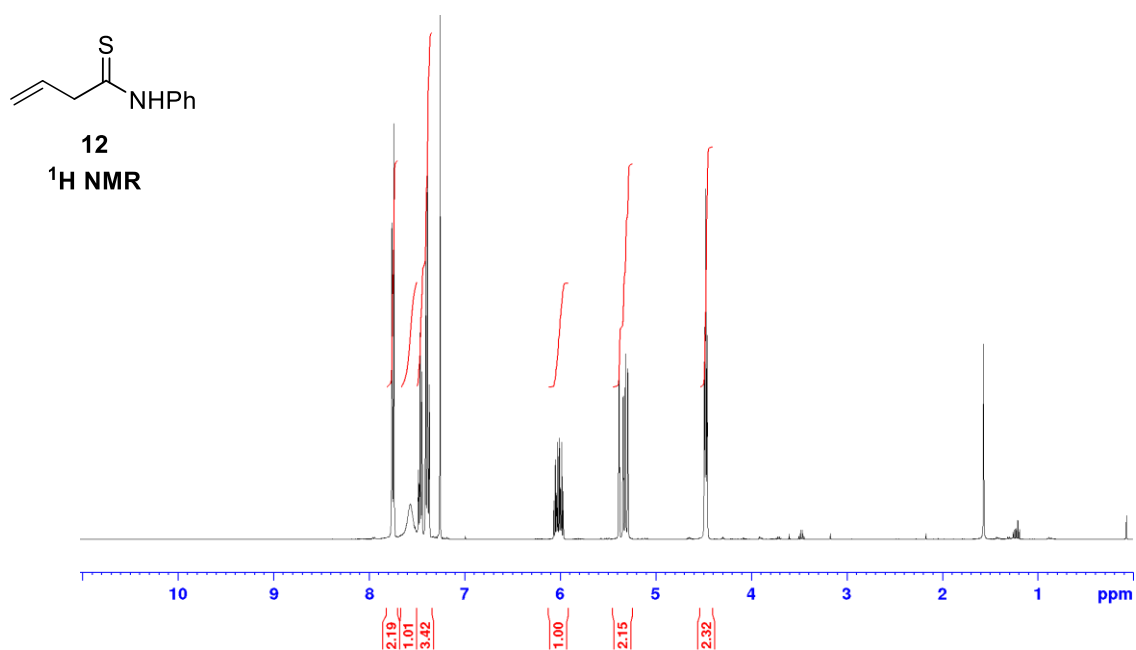


3.4. Thio trifluoromethylation of Thioamide 12.

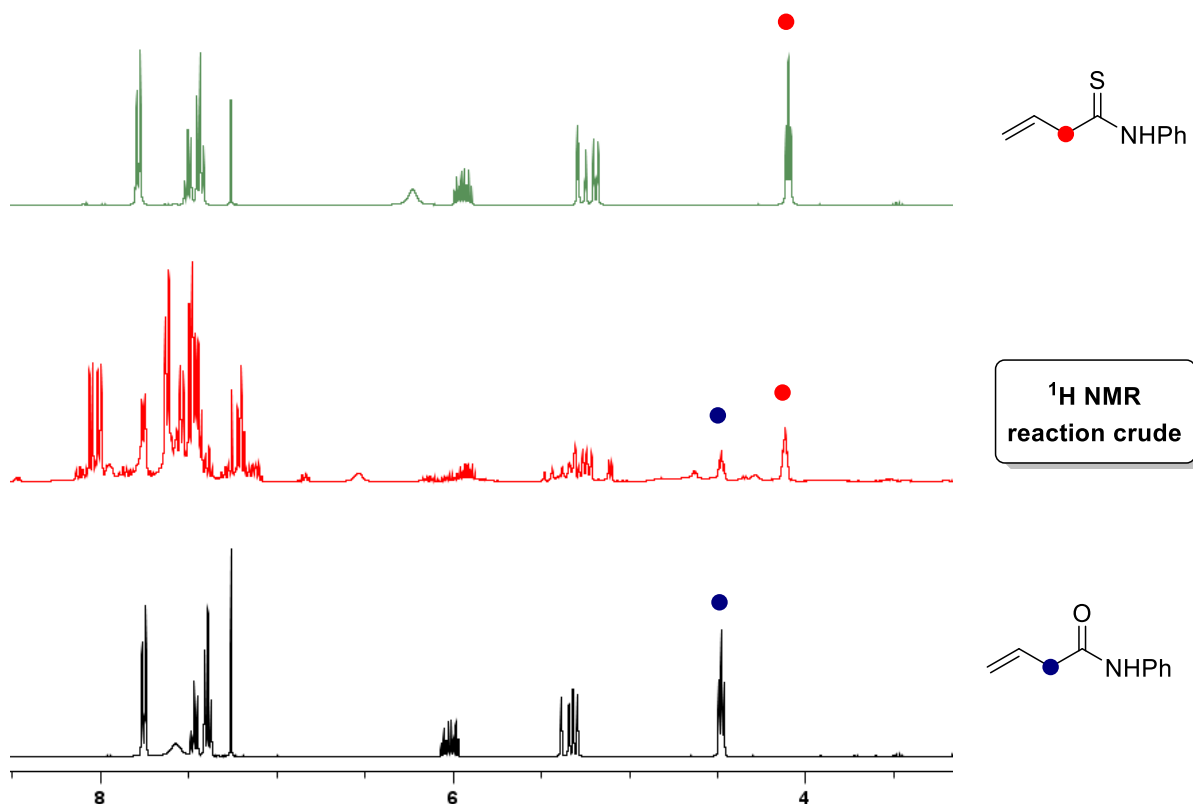


Benzaldehyde (1.1 ml, 10 mmol) was added to a solution of allylamine (11 mmol) in DMF (5 ml) at room temperature. Sulfur (0.352 g, 11 mmol) was then added and the mixture was heated at 80 °C for 6 hours with vigorous stirring. The reaction mixture solution was cooled down and poured into Et₂O (20 ml) and the organic layer was washed with sat. NaHCO₃ (50 ml) and HCl (2 ml, 35% v/v). The organic layer was dried with MgSO₄, and concentrated under reduced pressure. The residual oil was purified by column (20% Et₂O in hexane) to provide the title compound (1.43 g, 81% yield) as a pale yellow oil. Thioamide **12** has been previously reported in the literature.¹²

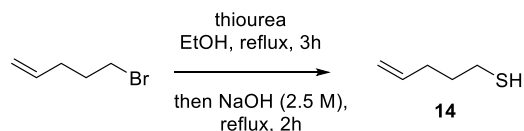
¹² Jianpeng, W.; Yiming, L.; Xuefeng, J. *Org. Lett.* **2016**, *18*, 340.



Thioamide **12** (11.5 mg, 0.1 mmol) was subjected to general procedure H for 24h. The crude reaction was analysed by ^1H NMR and ^{19}F NMR, using $\text{C}_6\text{H}_5\text{CF}_3$ (1 equiv.) as internal standard for ^{19}F NMR and mesitylene (1 equiv.) as internal standard for ^1H NMR. ^{19}F NMR analysis showed no fluorinated adducts. ^1H NMR showed formation of amide **13**.

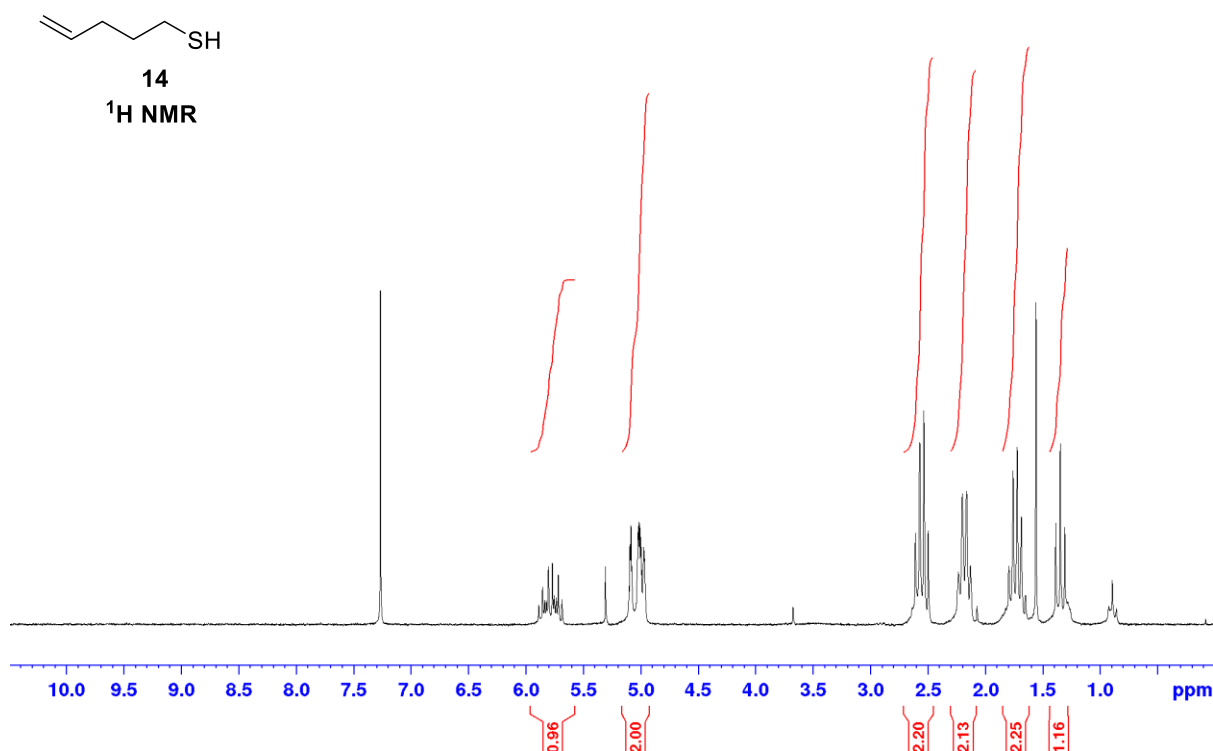


3.5. Thiotrifluoromethylation of Pent-4-ene-1-thiol **14**.

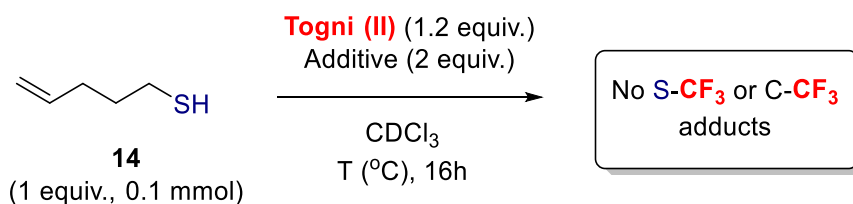


5-bromopent-1-ene (1.2 ml, 10 mmol), thiourea (800 mg, 10.5 mmol) were added to a flask containing ethanol and the mixture was refluxed for 3h. Then a solution of 2.5 M of NaOH in water (6 ml) was added and the reaction refluxed for an additional two hours. The aqueous layer was separated and acidified with aqueous HCl to pH= 1. The aqueous layer was extracted with pentane (2 x 20 ml) and the organic phase was washed with brine.

Removal of solvent under vacuum afforded pure pent-4-ene-1-thiol¹³ **14** as colourless oil (520 mg, 51% yield). Thiol **14** has been previously reported in the literature.

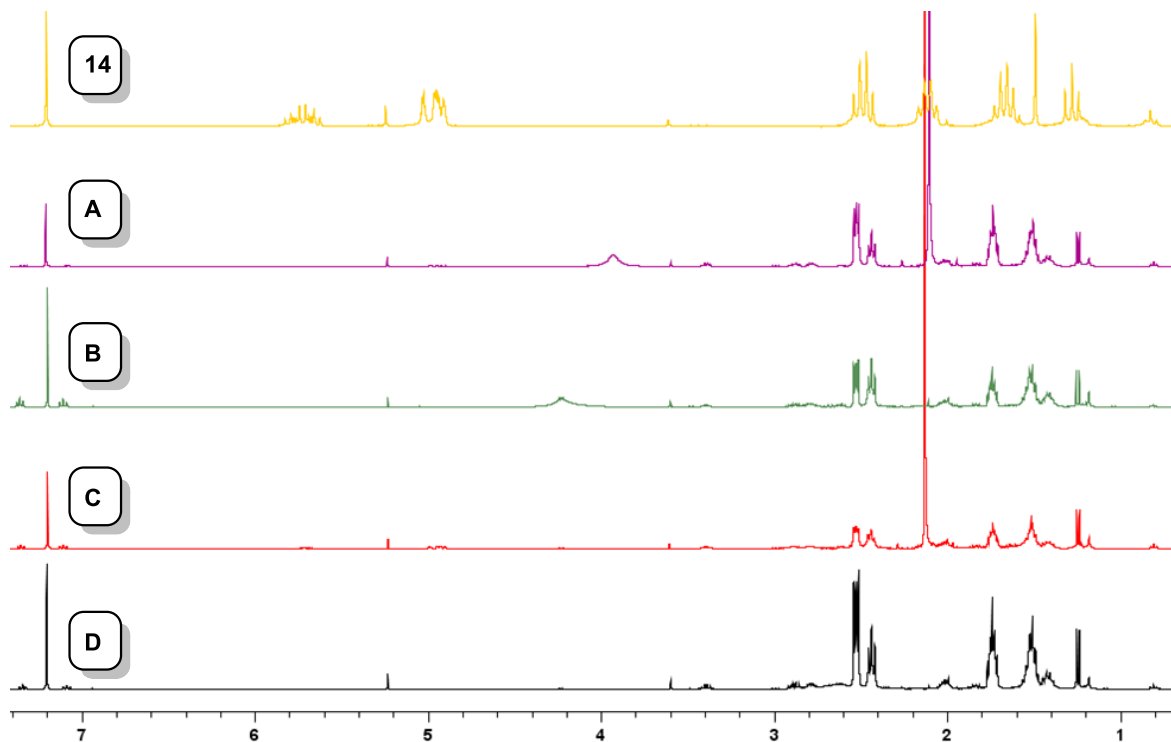


General procedure for the trifluoromethylation of **14**: a flame-dried flask was loaded with molecular sieves (10 mg), Togni II (38 mg, 0.12 mmol) and filled with argon. CDCl₃ (1 ml) was added and the flask was set up at the appropriate temperature (-78°C for entry 1 and 2, RT for entry 3 and 4). Thiol **14** (10.2 mg, 0.1 mmol) was added by syringe, followed by the addition of TFA (15 μl) where required (entry 2 and 4). The reaction was stirred at the required temperature for 16h and the crude mixture was then analysed by ¹H and ¹⁹F NMR.



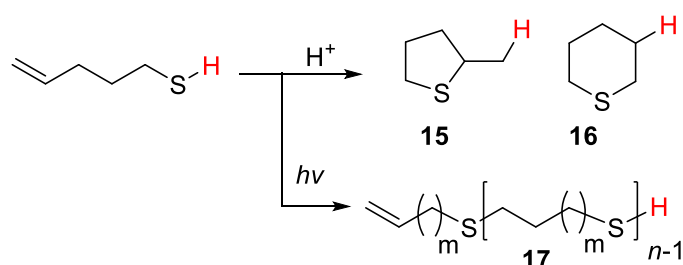
Entry	T (°C)	additive	¹⁹ F NMR yield (%)
A	-78 °C	TFA (2 equiv.)	0%
B	-78 °C	--	0%
C	RT	TFA (2 equiv.)	0%
D	RT	--	0%

^{19}F NMR of the crude reactions showed the absence of CF_3 -containing adducts (either S-CF_3 or C-CF_3). The analysis of ^1H NMR of the crude reactions showed: 1) complete consumption of SM 2) similar distribution of products for the reactions with/without TFA and at $-78^\circ\text{C}/\text{RT}$.

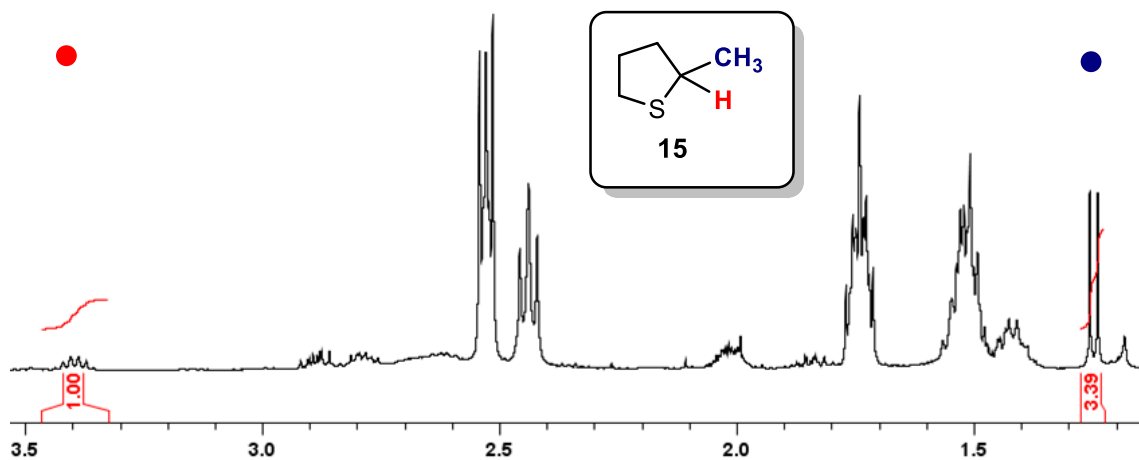


We can exclude the formation of S-CF_3 or C-CF_3 adducts by ^{19}F NMR, as well as the formation of S-S adducts by ^1H NMR. *The aliphatic nature of the ^1H NMR peaks suggests an alternative pathway that involves thiol-ene type reactions.*

As known from the literature, thiol **14** can undergo provides thiol-ene¹⁴ products **15** and **16** under acidic conditions¹⁵, or undergo thiol-ene polymerization in presence of light¹⁶.



The presence of 9% by crude ^1H NMR of compound **13** supports a thiol-ene type mechanistic pathway.



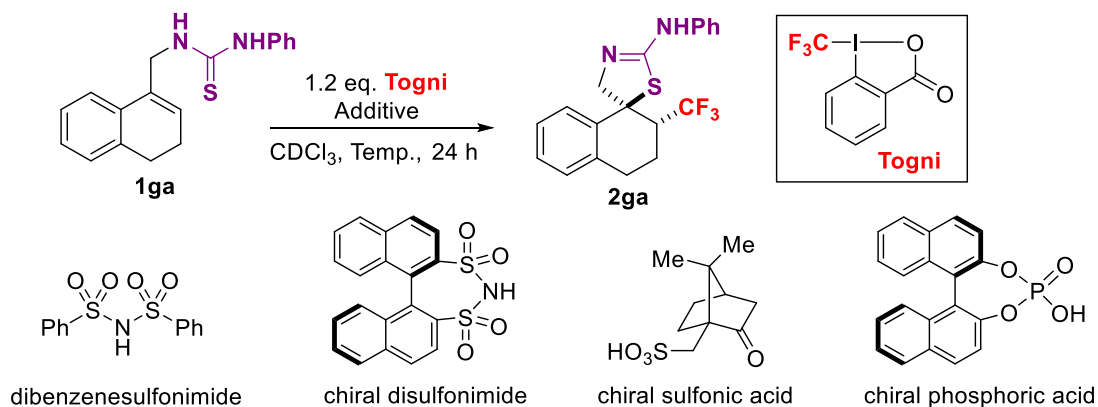
¹³ Carta P.; Puljic, N.; Carline, R.; Dhimane, A.-L.; Ollivier, C.; Fensterbank, L.; Lacote, E.; Malacria, M. *Tetrahedron* **2008**, *64*, 11865

¹⁴ Hoyle, C. E.; Bowman, C. N. *Angew. Chem. Int. Ed.* **2010**, *49*, 1540

¹⁵ Dronov, V. I., Krignonov, V. P. *Organ. Soedin. Sery, Riga*, **1980**, *2*, 58

¹⁶ Deubel F.; Bretzler, V.; Holzner, R.; Helbich, T.; Nuyken, O.; Rieger, B.; Jordan, R. *Macromol. Rapid Commun.* **2013**, *34*, 1020-1025.

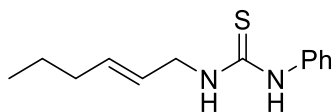
3.6. Thiotrifluoromethylation of 1a with Different Acids.



Entry	Temp.	Additive	¹⁹ F NMR Yield of 2ga
1	rt	-	11 %
2	rt	20 mol% TFA	49 %
3	rt	50 mol% TFA	61 %
4	rt	1 eq. TFA	74 %
5	rt	2 eq. TFA	79 %
6	rt	2 eq. dibenzenesulfonimide	76 %
7	rt	2 eq. chiral disulfonimide	48 %
8	rt	2 eq. chiral sulfonic acid	52 %
9	rt	2 eq. chiral phosphoric acid	14 %

3.7. Additional Studies on the Selectivity.

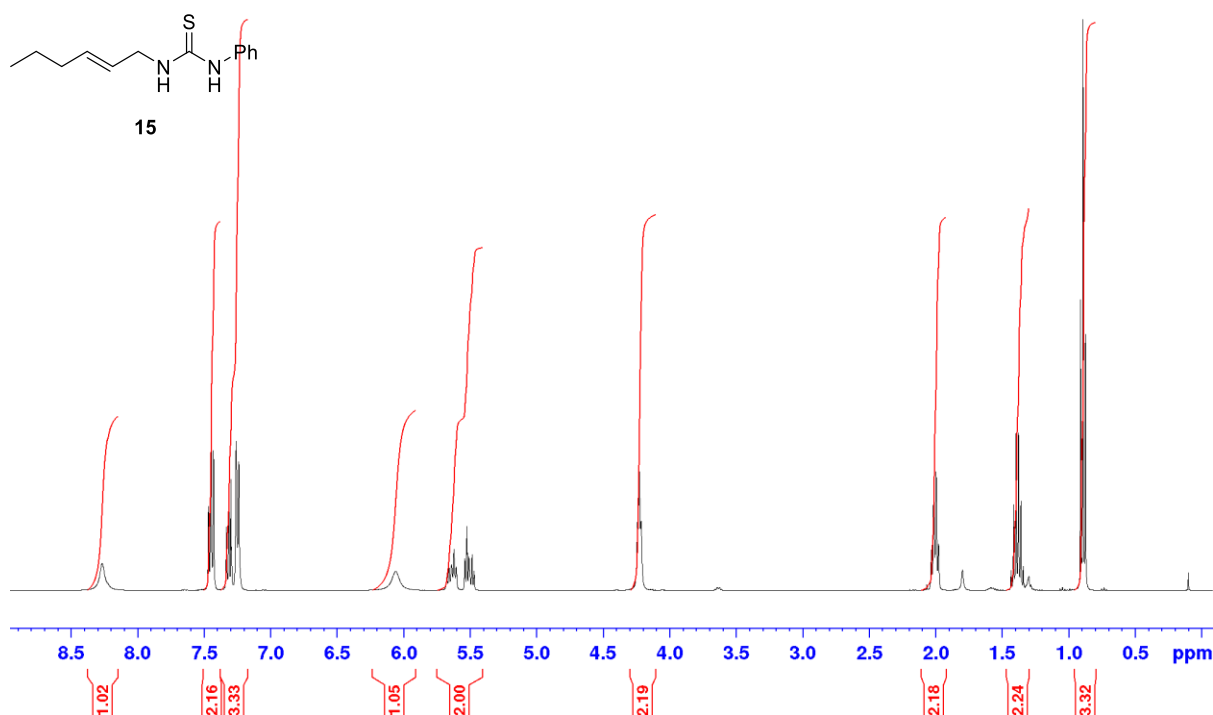
(E)-1-(Hex-2-en-1-yl)-3-phenylthiourea (15)

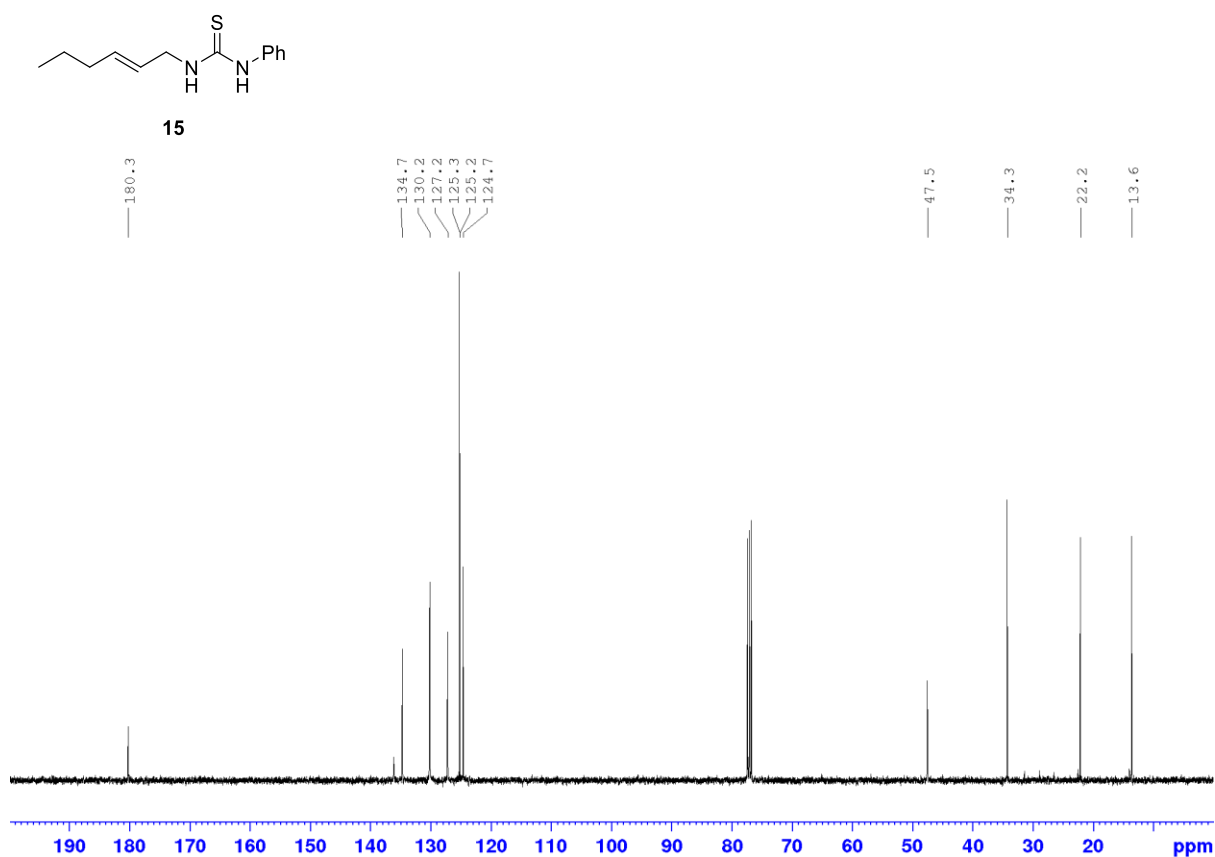


15

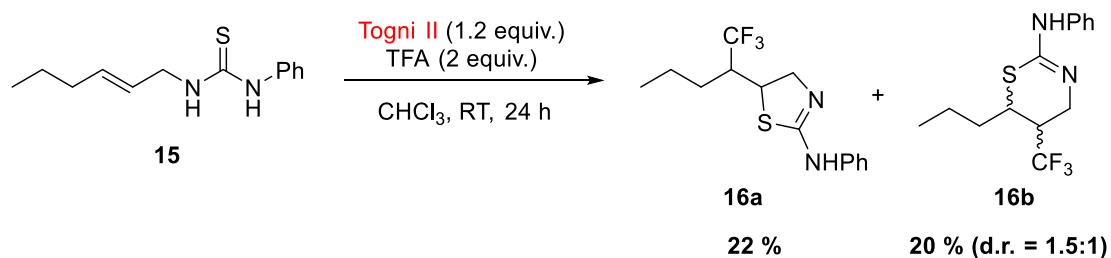
(E)-2-(hex-2-en-1-yl)isoindoline-1,3-dione was prepared following general procedure F using THF (30 mL), PPh_3 (1.59 g, 6.1 mmol), phthalimide (890 mg, 6.1 mmol) and diethyl azodicarboxylate (0.95 mL, 6.1 mmol). The crude product was used on the next reaction without further purification. To the crude mixture was added hydrazine monohydrate (0.8 mL, 16.5 mmol) and stirred at room temperature overnight. The crude amine was subjected to the conditions described by general procedure A using phenyl isothiocyanate (0.78 mL, 6.5 mmol) and DCM (50 mL). The crude product was purified by column chromatography (20% EtOAc in hexane) to give the title compound **15** (509 mg, 43 % yield) as a pale yellow solid.

^1H NMR, 400 MHz, CDCl_3 : δ (ppm) = 8.17 (br s, 1H), 7.43–7.30 (m, 2H), 7.26–7.19 (m, 1H), 7.18–7.13 (m, 2H), 5.97 (br s, 1H), 5.62–5.48 (m, 1H), 5.45–5.37 (m, 1H), 4.13 (t, J = 5.9 Hz, 2H), 1.97–1.83 (m, 2H), 1.33–1.25 (m, 2H), 0.79 (t, J = 7.4 Hz, 3H); ^{13}C NMR, 101 MHz, CDCl_3 : δ (ppm) = 180.25, 136.16, 134.73, 130.17, 127.20, 125.21, 124.65, 47.53, 34.27, 22.16, 13.61. IR: 3211, 2957, 2927, 2870, 1596, 1528, 1496, 1452, 1346, 1313, 1258, 1235, 1185, 1073, 1028, 969, 934 cm^{-1} ; HRMS (ESI) for $\text{C}_{13}\text{H}_{18}\text{N}_2\text{S}$ $[\text{M}+\text{H}]^+$ requires 235.1263 found 235.1263. Mp. 78–79 °C.





***N*-Phenyl-5-(1,1,1-trifluoropentan-2-yl)-4,5-dihydrothiazol-2-amine (16a)
and *N*-phenyl-6-propyl-5-(trifluoromethyl)-5,6-dihydro-4H-1,3-thiazin-2-amine (16b)**



Into a vial containing (*E*)-1-(hex-2-en-1-yl)-3-phenylthiourea **15** (141 mg, 0.6 mmol), 1-trifluoromethyl-1,2-benziodoxol-3-(1H)-one (228 mg, 0.72 mmol) and a stirrer bar was added a solution of trifluoroacetic acid (91.8 μ L, 1.2 mmol) in CHCl₃ (6.0 mL) under Ar atmosphere. The vial was sealed and allowed to stir at room temperature for 24 hours. The reaction mixture was then concentrated and purified by silica gel column chromatography (eluent: 25 % EtOAc in *n*-pentane) to provide *N*-phenyl-5-(1,1,1-trifluoropentan-2-yl)-4,5-dihydrothiazol-2-amine **16a** (40.6 mg, 22 % yield) as a pale yellow oil and *N*-phenyl-6-propyl-5-(trifluoromethyl)-5,6-dihydro-4H-1,3-thiazin-2-amine **16b** (36.2 mg, pale yellow oil) as a mixture of diastereomer (d.r. = 1.5:1).

***N*-Phenyl-5-(1,1,1-trifluoropentan-2-yl)-4,5-dihydrothiazol-2-amine (16a)**

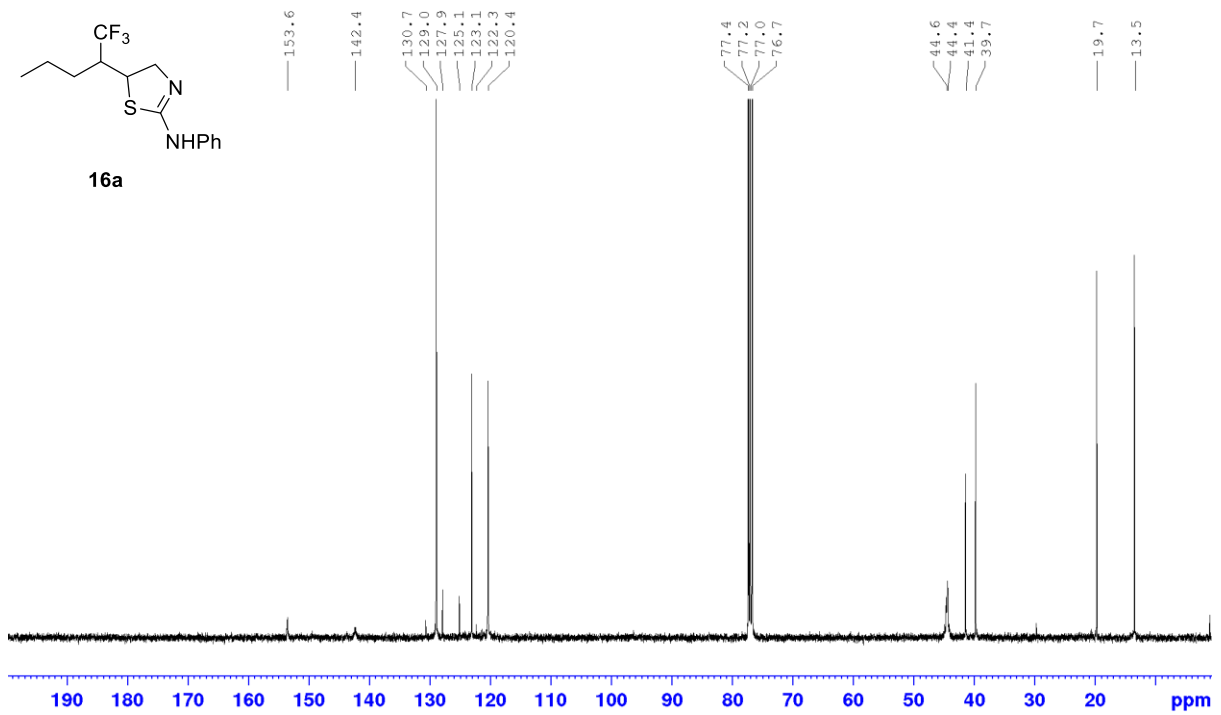
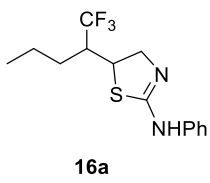
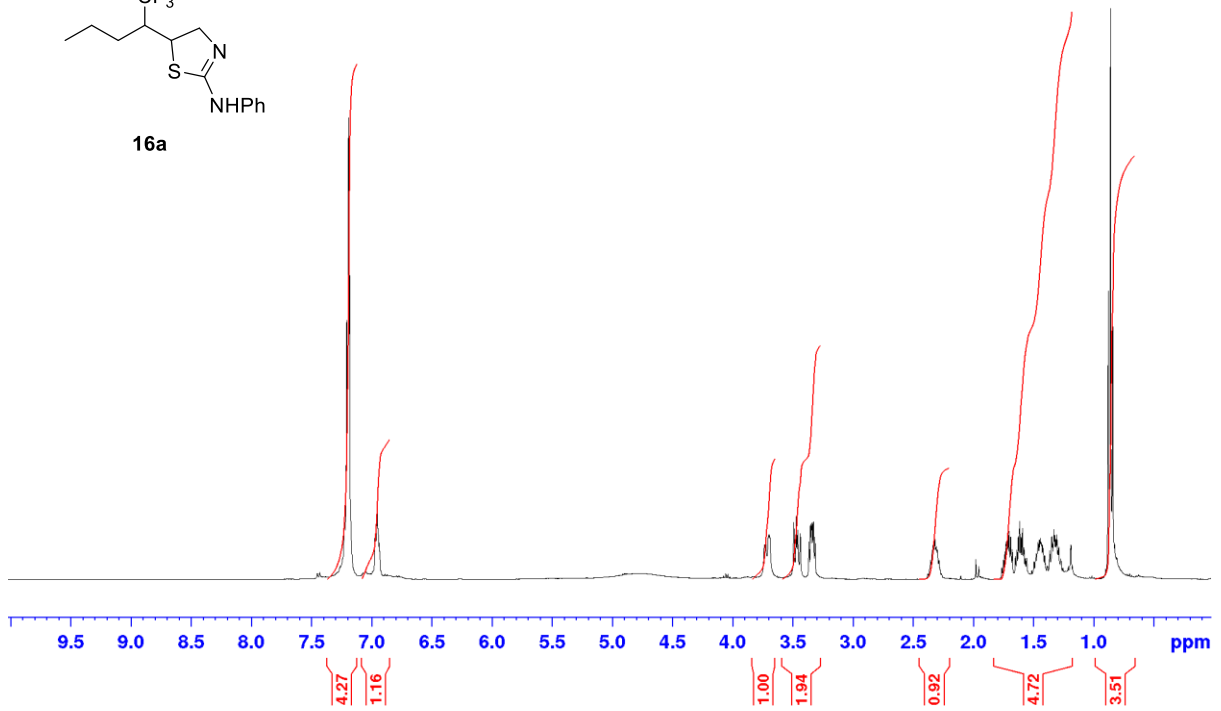
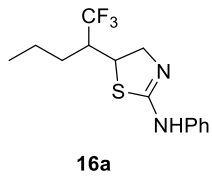
(¹H NMR, 400 MHz, CDCl₃): δ (ppm) = 7.28–7.13 (m, 4H), 7.02–6.89 (m, 1H), 4.77 (br s, 1H), 3.71 (dd, *J*₁ = 4.7, *J*₂ = 13.5 Hz, 1H), 3.47 (dd, *J*₁ = 8.4, *J*₂ = 13.4 Hz, 1H), 3.34 (ddd, *J*₁ = 4.7, *J*₂ = 6.2, *J*₃ = 9.0 Hz, 1H), 2.45–2.14 (m, 1H), 1.79–1.66 (m, 1H), 1.66–1.51 (m, 1H), 1.51–1.37 (m, 1H), 1.37–1.24 (m, 1H), 0.85 (t, *J* = 7.3 Hz, 3H); (¹³C NMR, 158 MHz, CDCl₃): δ (ppm) = 153.5, 142.3, 129.1, 129.0, 126.5 (q, *J* = 281.3 Hz), 123.1, 120.4, 44.5 (q, *J* = 25.3 Hz), 41.4, 39.8, 19.7, 13.5; (¹⁹F NMR, 377 MHz, CDCl₃): δ (ppm) = –68.5 (d, *J* = 8.0 Hz, 3F); IR: 2963, 2933, 2875, 2363, 1626, 1590, 1519, 1497, 1459, 1439, 1383, 1311, 1251, 1166, 1128, 1090, 971, 899, 847 cm⁻¹; HRMS (ESI) for C₁₄H₁₇N₂SF₃ [M+H]⁺ requires 303.1137 found 303.1138.

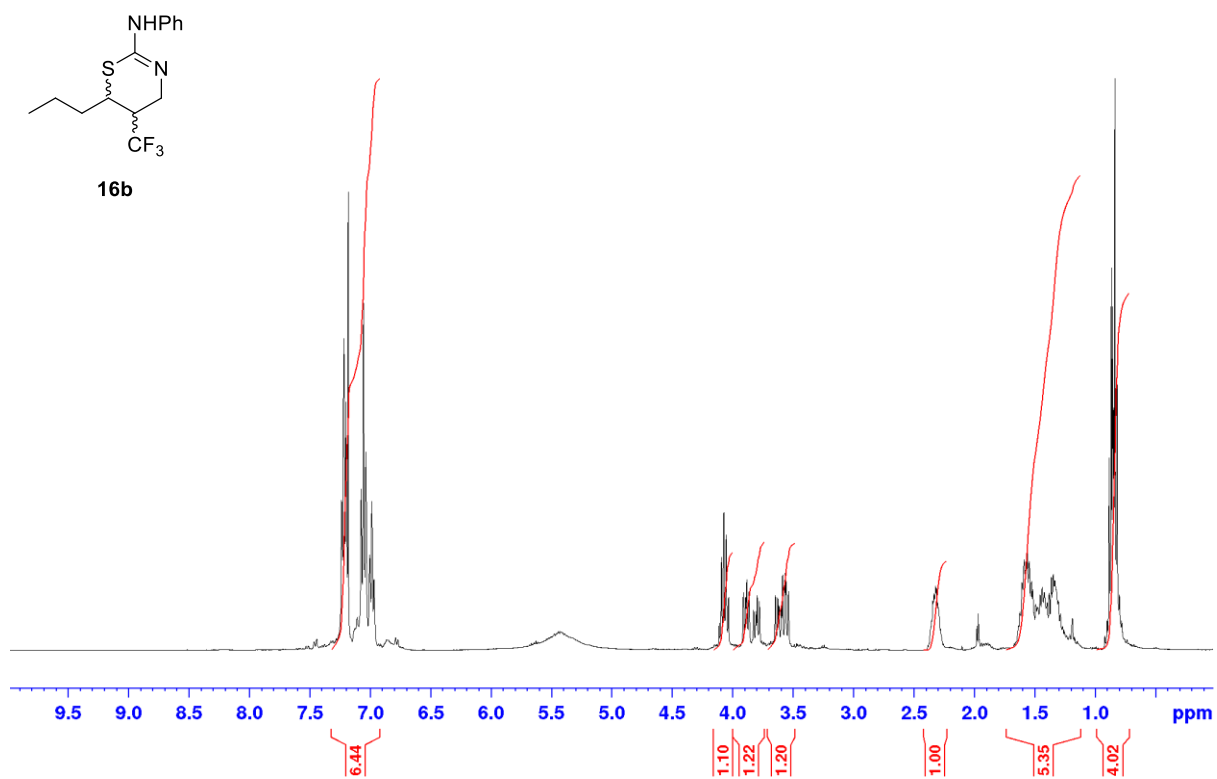
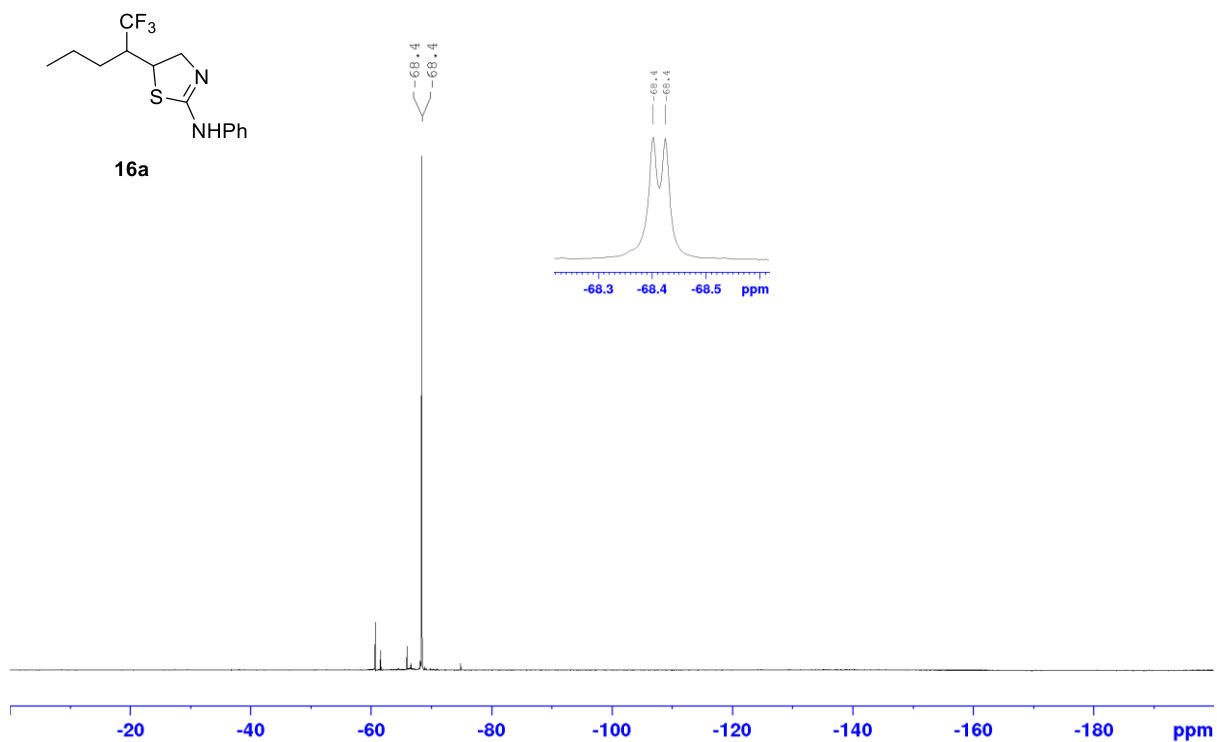
***N*-Phenyl-6-propyl-5-(trifluoromethyl)-5,6-dihydro-4H-1,3-thiazin-2-amine (16b)**

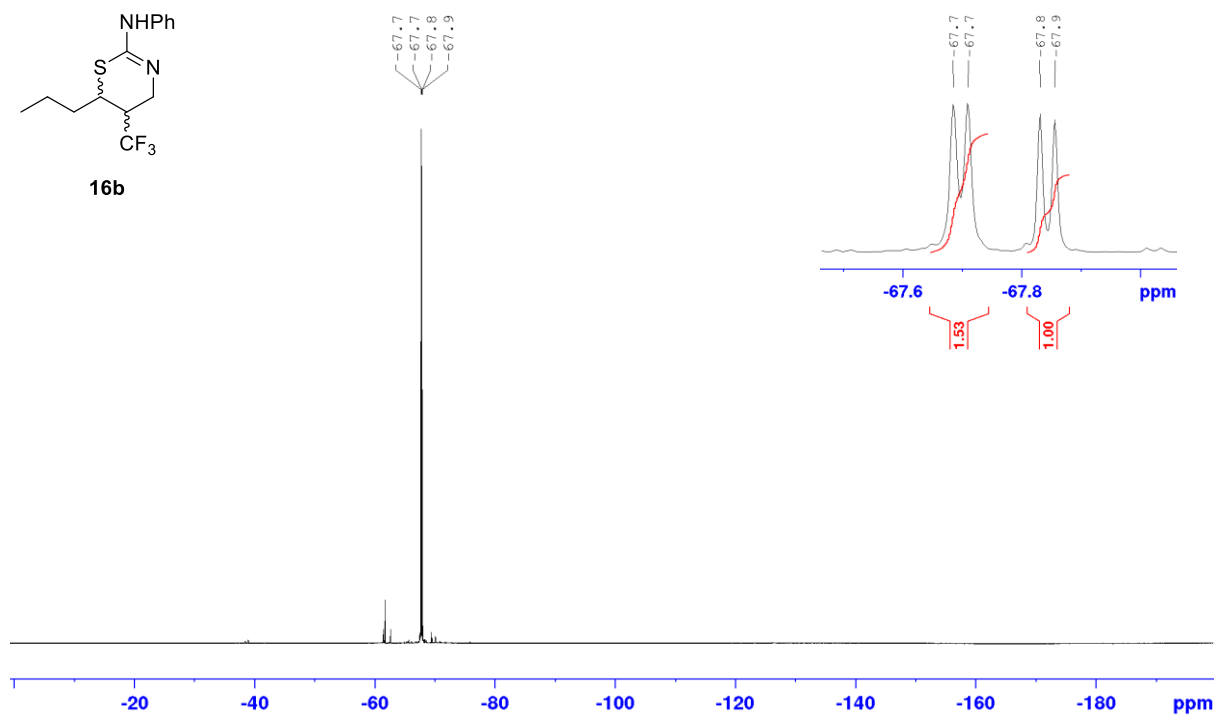
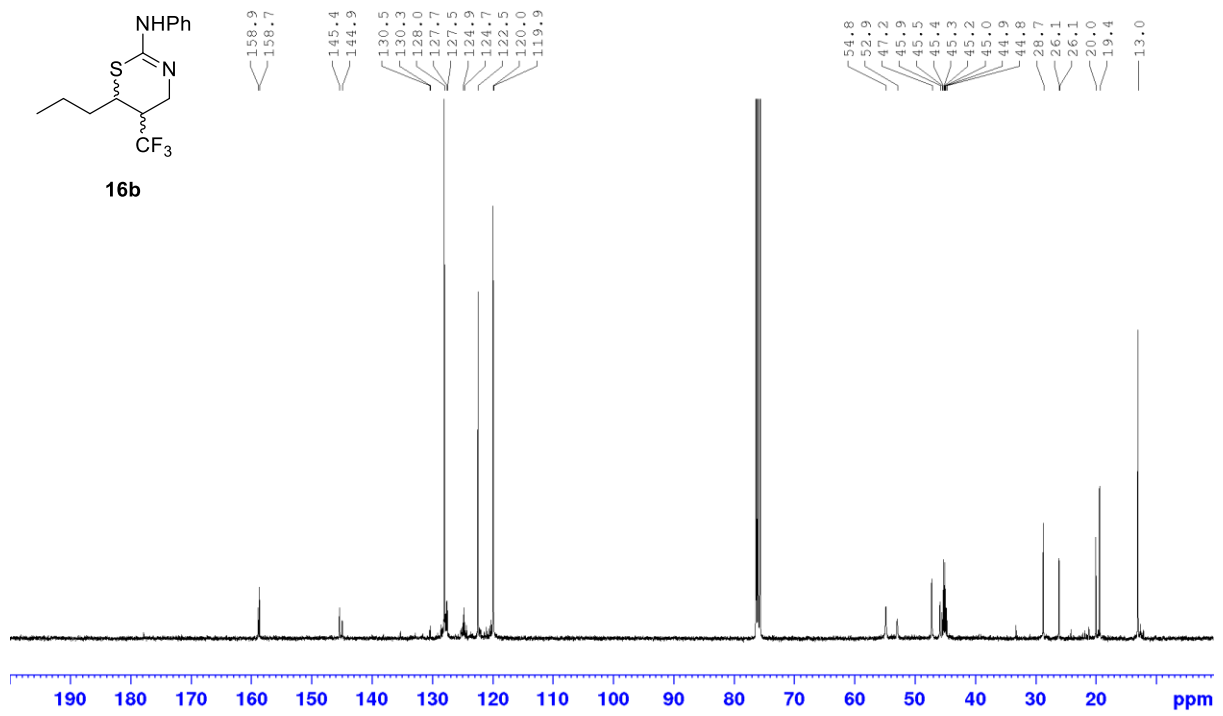
Major: (¹H NMR, 400 MHz, CDCl₃): δ (ppm) = 7.26–7.19 (m, 2H), 7.10–7.02 (m, 2H), 6.99 (t, *J* = 7.5 Hz, 1H), 5.42 (s, 1H), 4.12–4.01 (m, 1H), 3.80 (dd, *J*₁ = 7.2, *J*₂ = 11.6 Hz, 1H), 3.62 (dd, *J*₁ = 8.3, *J*₂ = 11.6 Hz, 1H), 2.41–2.23 (m, 1H), 1.67–1.25 (m, 4H), 0.83 (t, *J* = 7.2 Hz, 3H); (¹³C NMR, 158 MHz, CDCl₃): δ (ppm) = 158.7, 145.4, 128.0, 126.1 (q, *J* = 281.3 Hz), 122.4, 120.0, 54.8, 47.2, 45.1 (q, *J* = 25.0 Hz), 28.7, 19.4, 13.0 (¹⁹F NMR, 377 MHz, CDCl₃): δ (ppm) = –67.7 (d, *J* = 9.1 Hz, 3F);

Minor: (¹H NMR, 400 MHz, CDCl₃): δ (ppm) = 7.26–7.19 (m, 2H), 7.10–7.02 (m, 2H), 6.99 (t, *J* = 7.5 Hz, 1H), 5.42 (s, 1H), 4.12–4.01 (m, 1H), 3.89 (dd, *J*₁ = 7.2, *J*₂ = 11.6 Hz, 1H), 3.56 (dd, *J*₁ = 7.8, *J*₂ = 11.8 Hz, 1H), 2.41–2.23 (m, 1H), 1.67–1.25 (m, 4H), 0.86 (t, *J* = 7.2 Hz, 3H); (¹³C NMR, 158 MHz, CDCl₃): δ (ppm) = 158.9, 144.9, 128.0, 126.3 (q, *J* = 281.3 Hz), 122.4, 119.9, 52.9, 45.9, 45.0 (q, *J* = 25.0 Hz), 26.1, 20.0, 13.0; (¹⁹F NMR, 377 MHz, CDCl₃): δ (ppm) = –67.8 (d, *J* = 9.1 Hz, 3F);

IR: 2968, 2876, 2360, 1642, 1591, 1555, 1495, 1468, 1445, 1381, 1321, 1251, 1168, 1132, 1068, 1038, 968, 900, 855 cm⁻¹; HRMS (ESI) for C₁₄H₁₇N₂SF₃ [M+H]⁺ requires 303.1137 found 303.1139.







4. Cyclic Voltammetry Analysis

Electrochemical measurements were performed using an EG & G-Princeton Applied Research 263A all-in-one potentiostat, using a standard three-electrode setup with a glassy carbon electrode (diameter = 3 mm) or a platinum electrode (diameter = 1.6 mm), a platinum wire auxiliary electrode and a non-aqueous Ag/Ag⁺ (0.1 M NBu₄ClO₄ + 0.01 M AgNO₃) system in acetonitrile as the reference electrode. All solutions of the compounds under the study were 0.1 M in the supporting electrolyte *n*-Et₄NBF₄ with the voltage scan rate of 0.2 V.s⁻¹. Solutions were thoroughly bubbled with dry argon for 15 minutes to remove any oxygen before any experiment and kept under positive pressure of argon. Under these experimental conditions the ferrocene/ferricinium couple, used as internal reference for potential measurements, was located at $E_{1/2} = + 0.046$ V in CH₃CN. For conversion factors (SCE vs Ag/Ag⁺), see: V. V. Palvlischuk and A. W. Adison, *Inorg. Chim. Acta*, **2000**, 298, 97.

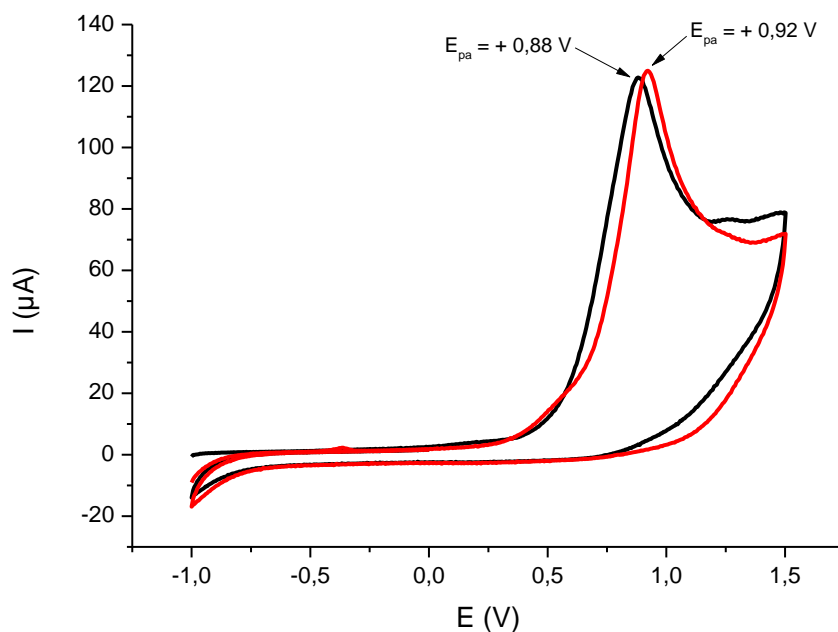


Figure S1. Cyclic voltammetry of thiourea **1aa** $C = 3.5$ mM in CH₃CN + *n*-Et₄NBF₄ 0.1 M + in the absence (black curve) and presence (red curve) of TFA (2 eq); glassy carbon electrode at 0.2 V/s. In the absence of TFA, $E_{\text{poX}} = + 0.88$ V vs Ag/Ag⁺ = + 1.19 V vs SCE and in the presence of TFA, $E_{\text{poX}} = + 0.92$ V vs Ag/Ag⁺ = + **1.23** V vs SCE.

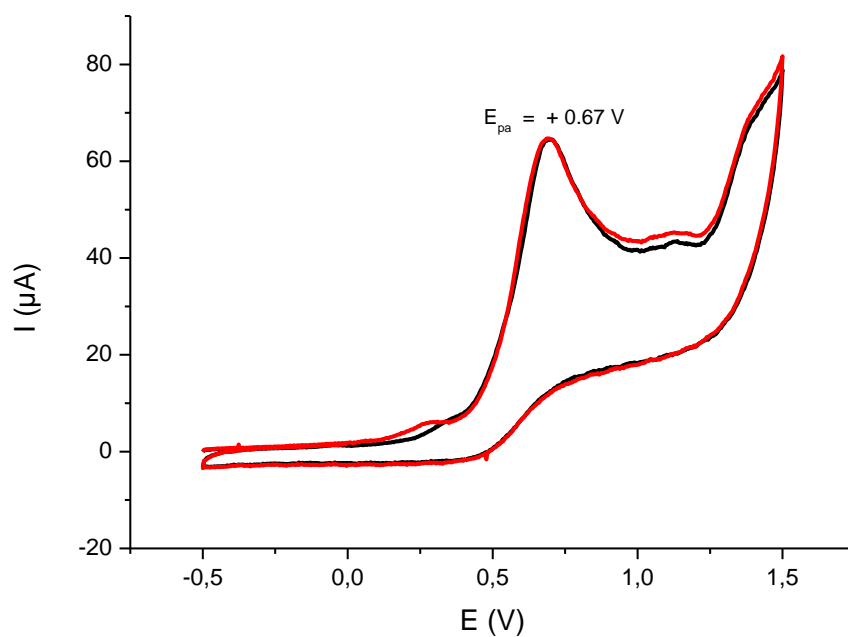


Figure S2. Cyclic voltammetry of thiourea **1ga** $C = 1.29$ mM in $\text{CH}_3\text{CN} + n\text{-Et}_4\text{NBF}_4$ 0.1 M in the absence (black curve) and presence (red curve) of TFA (2 eq); glassy carbon electrode at 0.2 V/s; $E_{\text{pox}} = +0.67$ V vs $\text{Ag}/\text{Ag}^+ = +0.98$ V vs SCE.

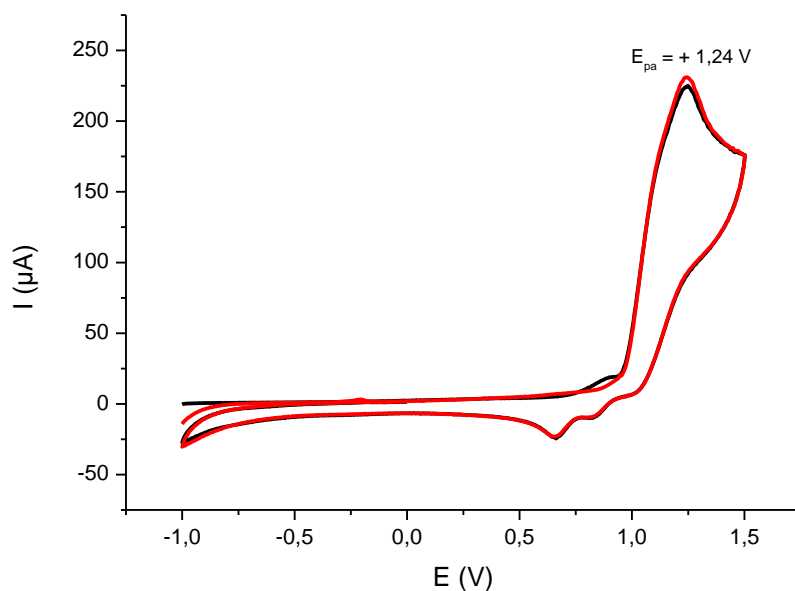


Figure S3. Cyclic voltammetry of urea **6** $C = 3.06$ mM in $\text{CH}_3\text{CN} + n\text{-Et}_4\text{NBF}_4$ 0.1 M in the absence (black curve) and presence (red curve) of TFA (2 eq); glassy carbon electrode at 0.2 V/s; $E_{\text{pox}} = +1.24$ V vs $\text{Ag}/\text{Ag}^+ = +1.56$ V vs SCE.

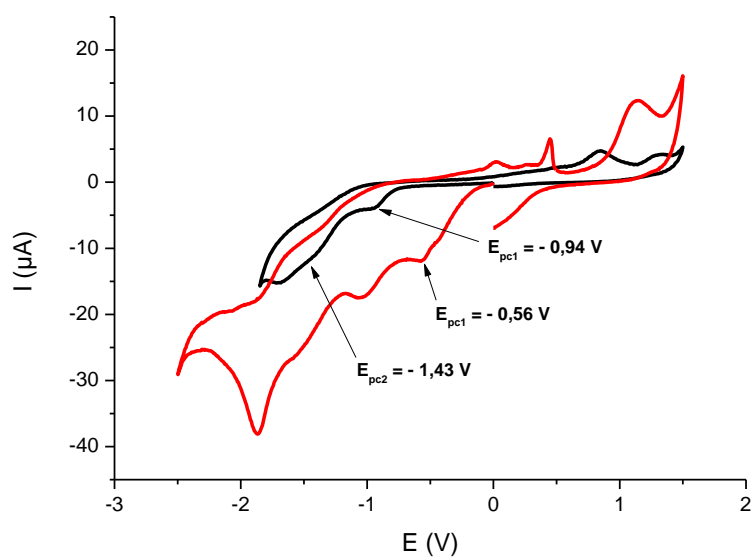


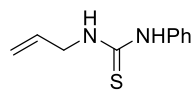
Figure S4. Cyclic voltammetry of Togni reagent **II** $C = 1.77 \text{ mM}$ in $\text{CH}_3\text{CN} + n\text{-Et}_4\text{NBF}_4$ 0.1 M in the absence (black curve) and presence of TFA (2 eq) (red curve) and presence of TFA (2 eq) + thiourea (1 eq) **1ga** (xxx curve); platinum electrode at 0.2 V/s .

For Togni reagent alone: $E_{\text{pc1}} = -0.94 \text{ V vs Ag/Ag}^+ = -0.63 \text{ V vs SCE}$; $E_{\text{pc2}} = -1.43 \text{ V vs Ag/Ag}^+ = -1.12 \text{ V vs SCE}$

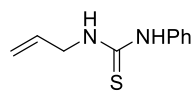
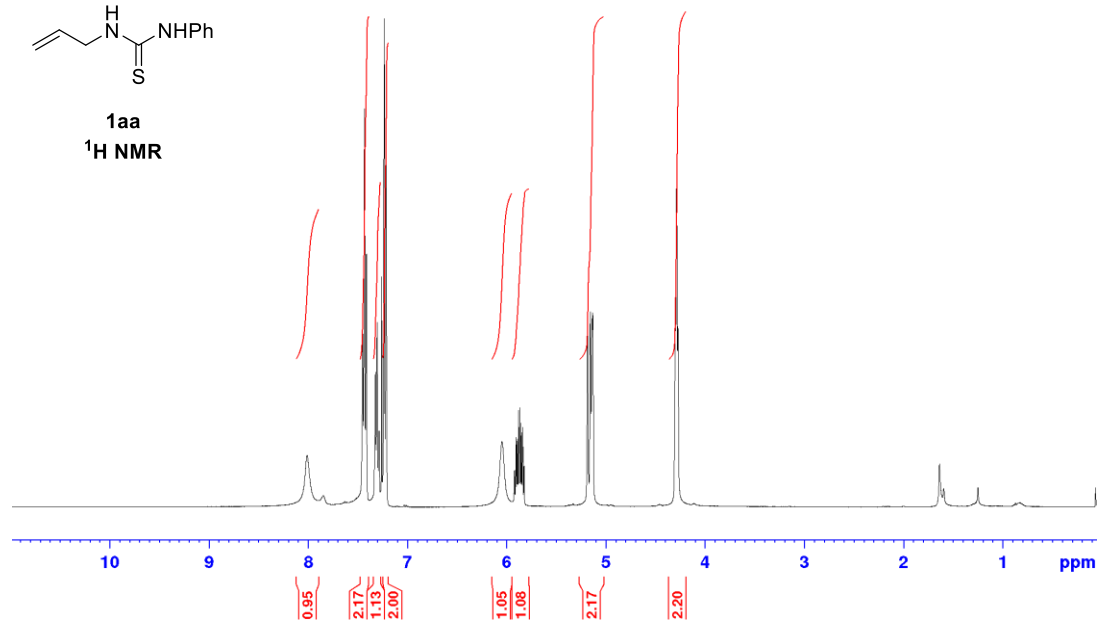
For Togni reagent in the presence of TFA: $E_{\text{pc1}} = -0.56 \text{ V vs Ag/Ag}^+ = -0.25 \text{ V vs SCE}$

5. NMR Spectra of Novel Compounds

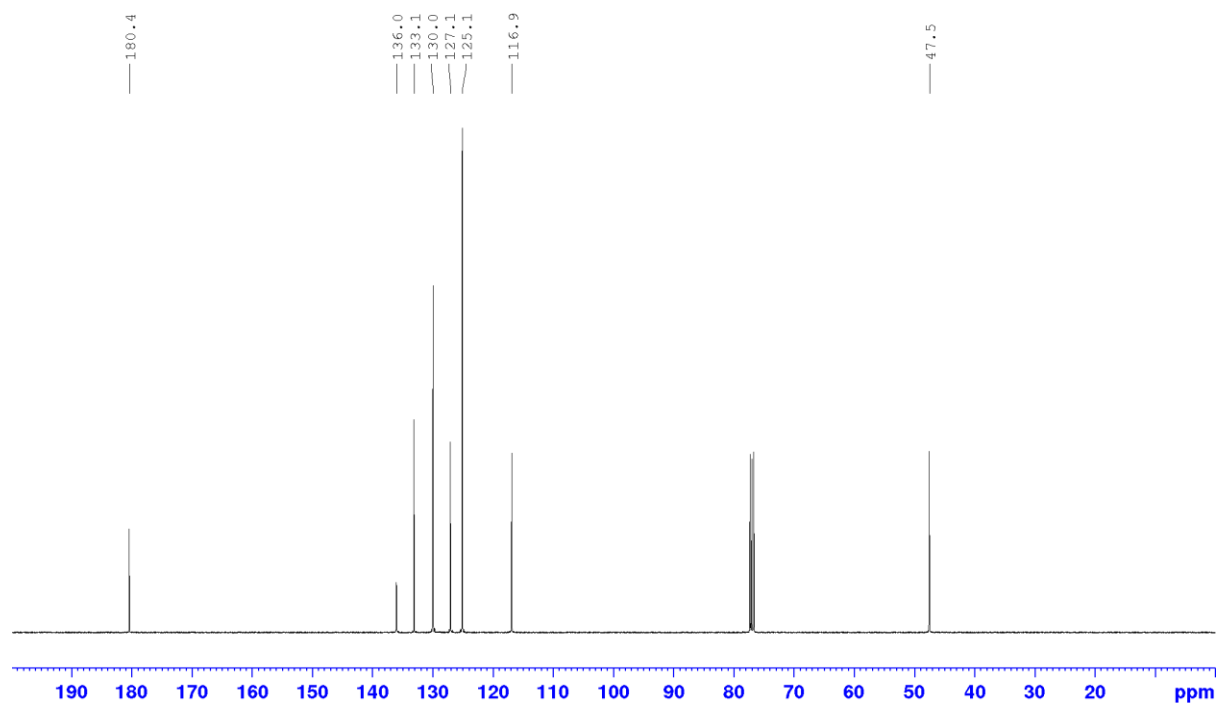
1-Allyl-3-phenylthiourea (1aa)



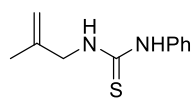
1aa
¹H NMR



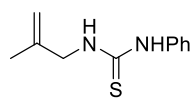
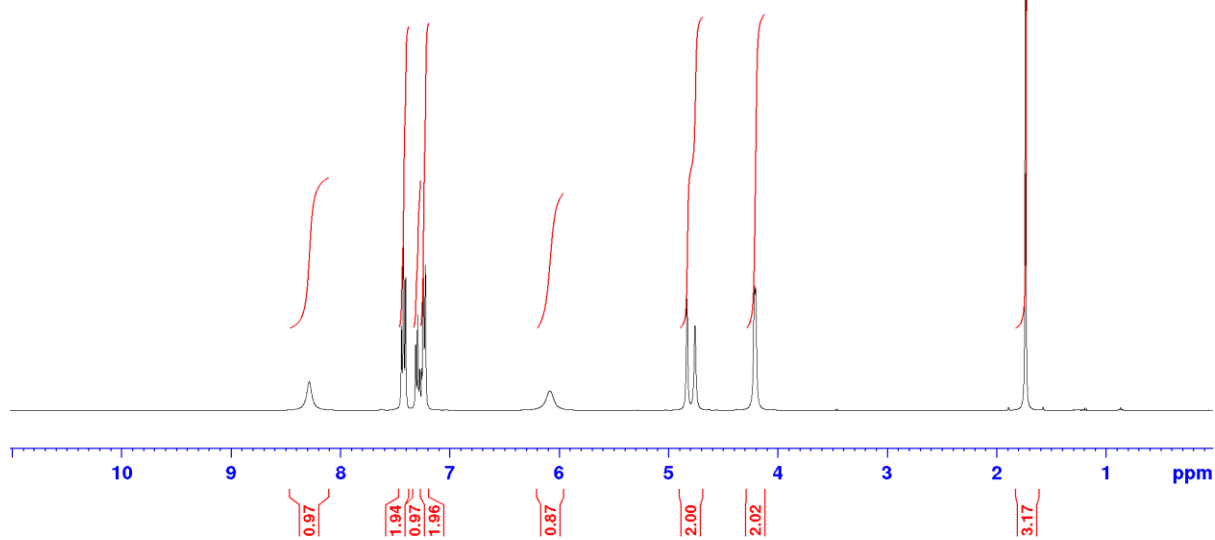
1aa
¹³C NMR



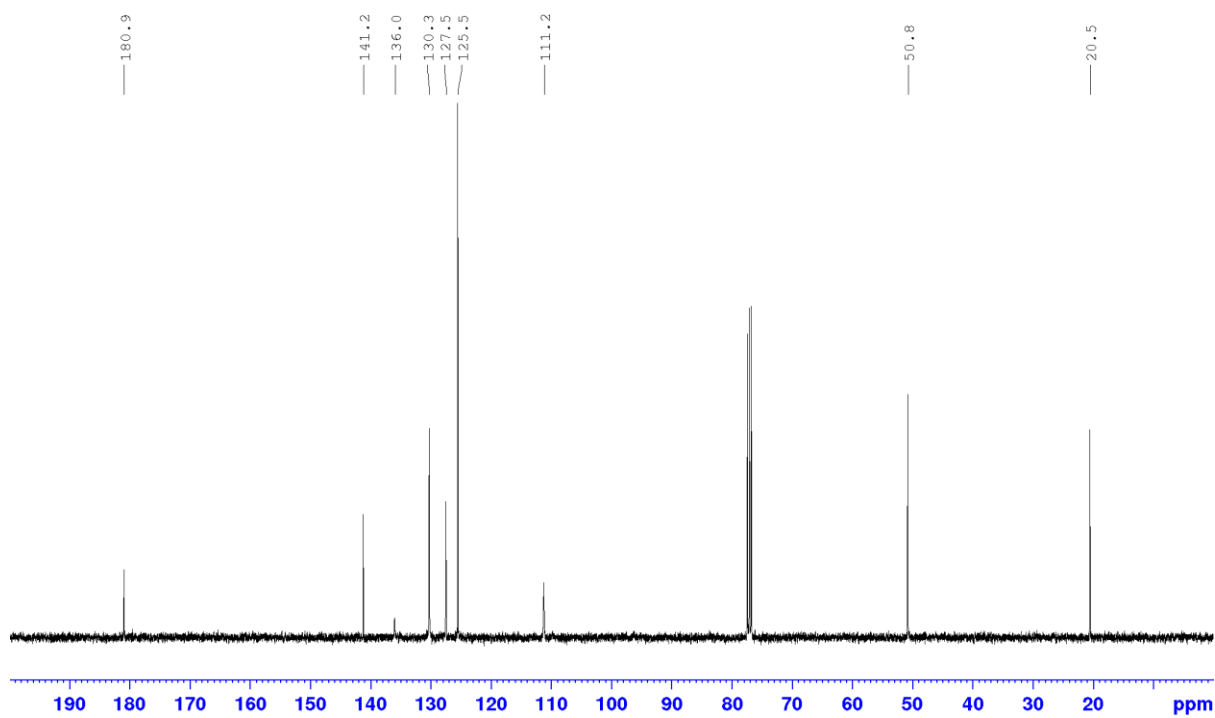
1-(2-Methylallyl)-3-phenylthiourea (1ba)



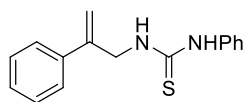
1ba
¹H NMR



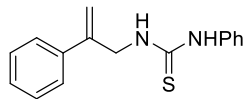
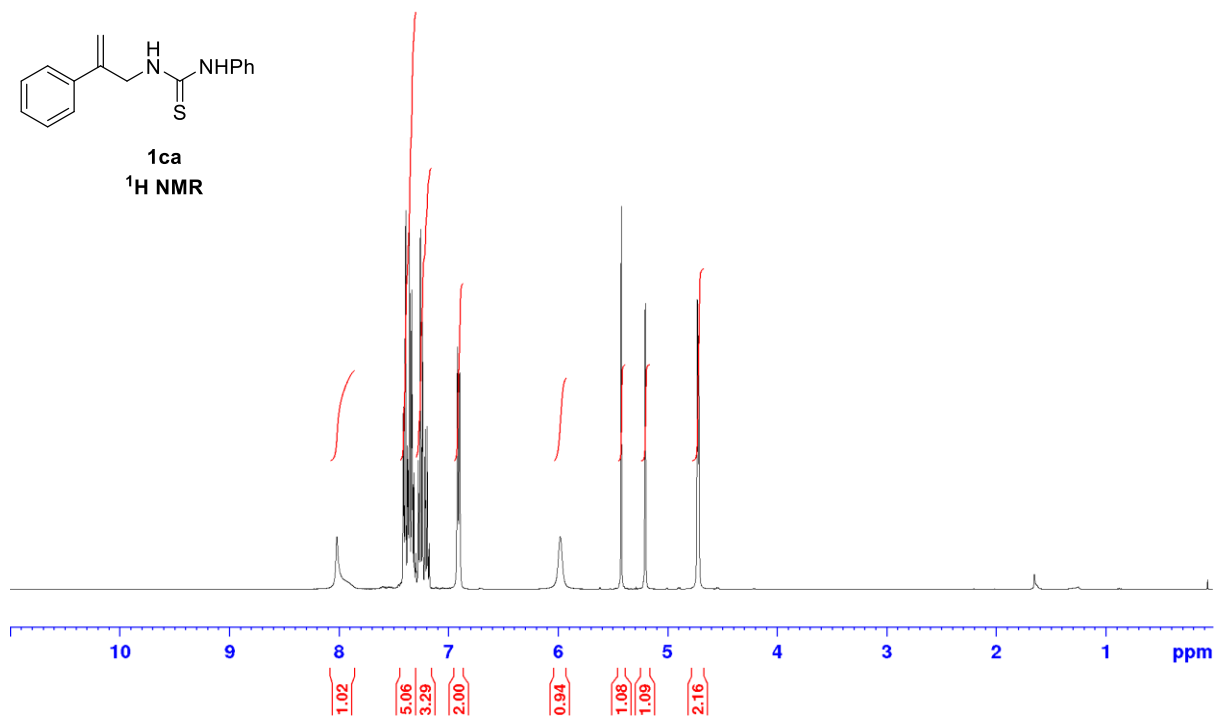
1ba
¹³C NMR



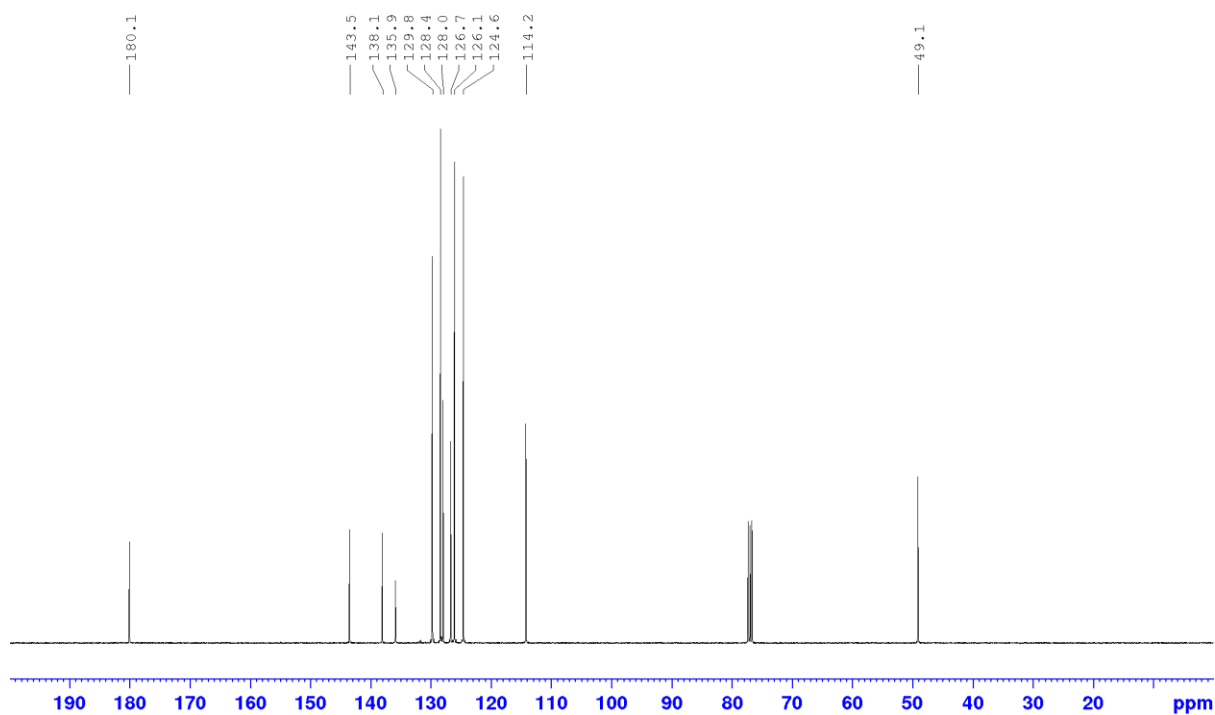
1-Phenyl-3-(2-phenylallyl)thiourea (1ca)



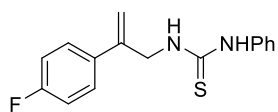
1ca
¹H NMR



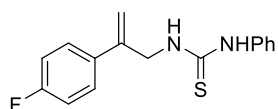
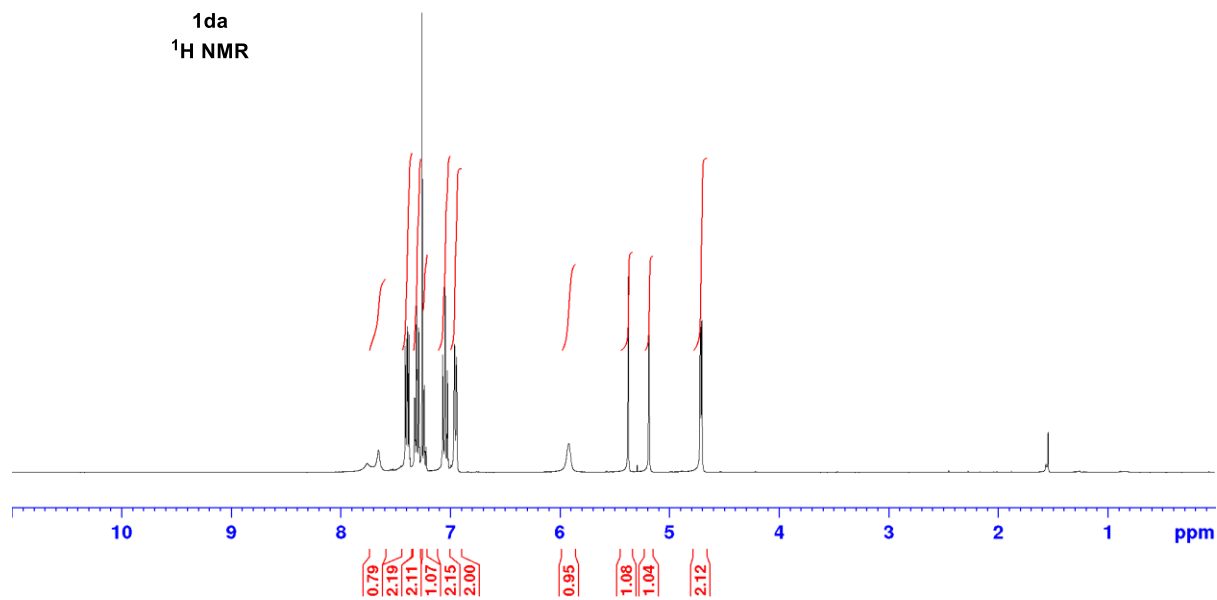
1ca
¹³C NMR



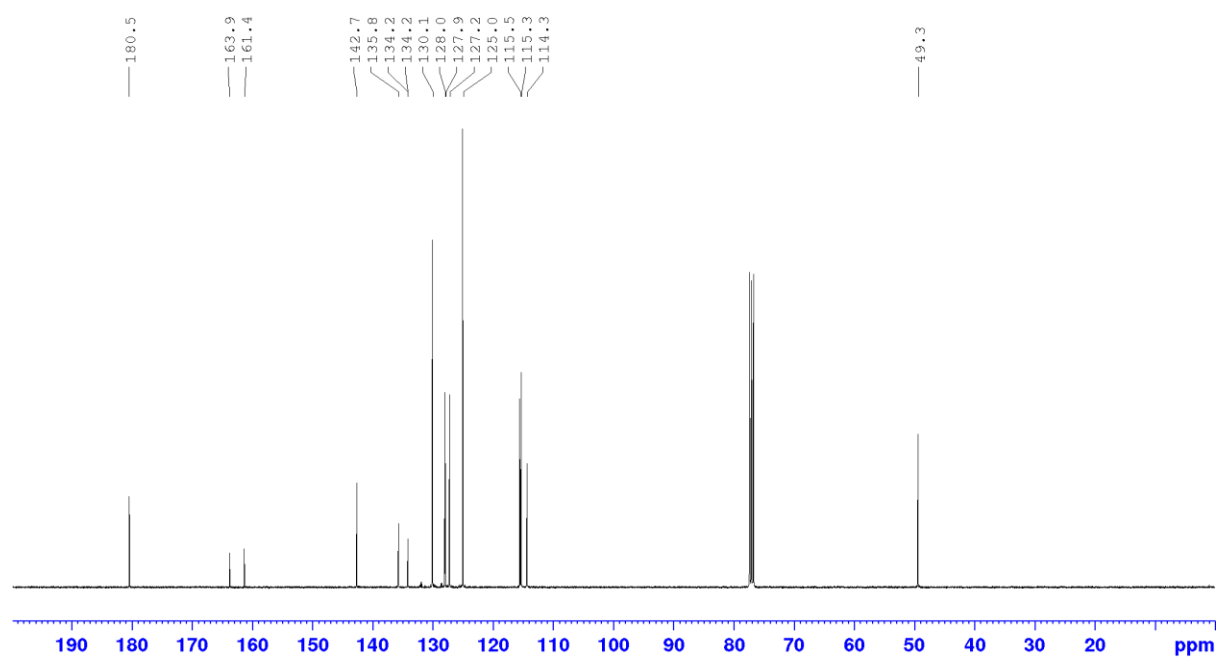
1-(2-(4-fluorophenyl)allyl)-3-phenylthiourea (1da)

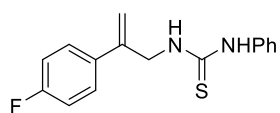


1da
¹H NMR



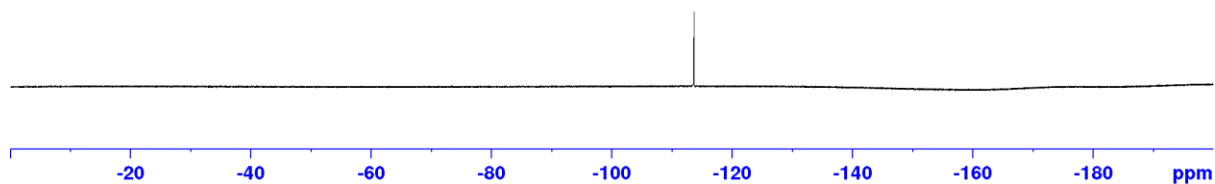
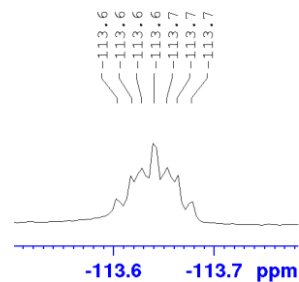
1da
¹³C NMR



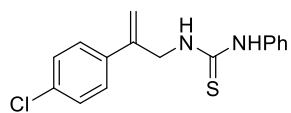


1da
¹⁹F NMR

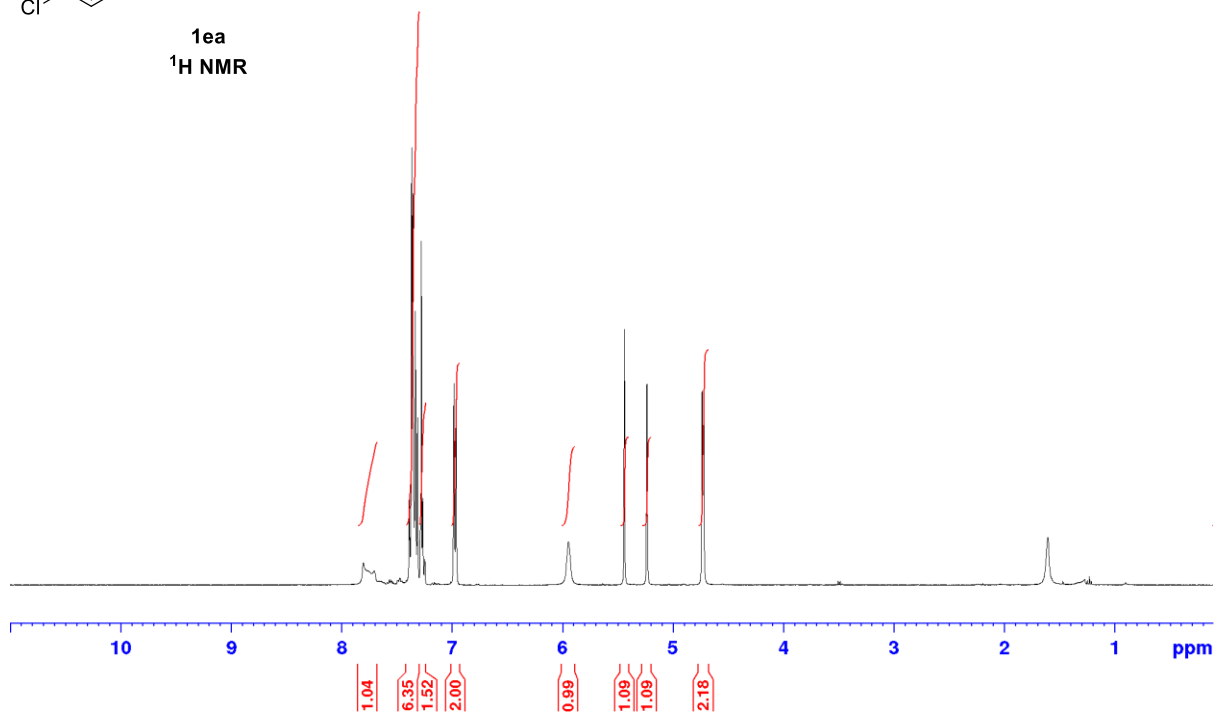
-113.6
-113.6
-113.6
-113.6
-113.7
-113.7

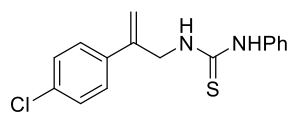


1-(2-(4-chlorophenyl)allyl)-3-phenylthiourea (1ea)

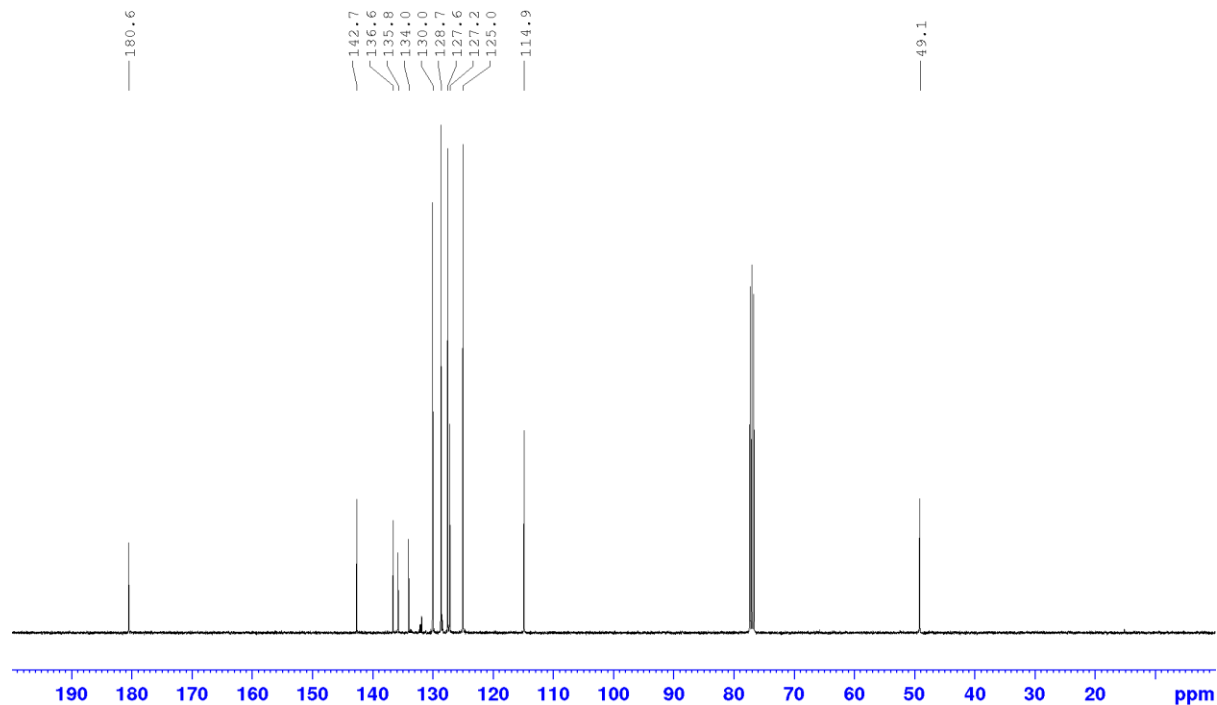


1ea
¹H NMR

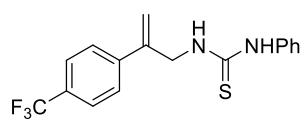




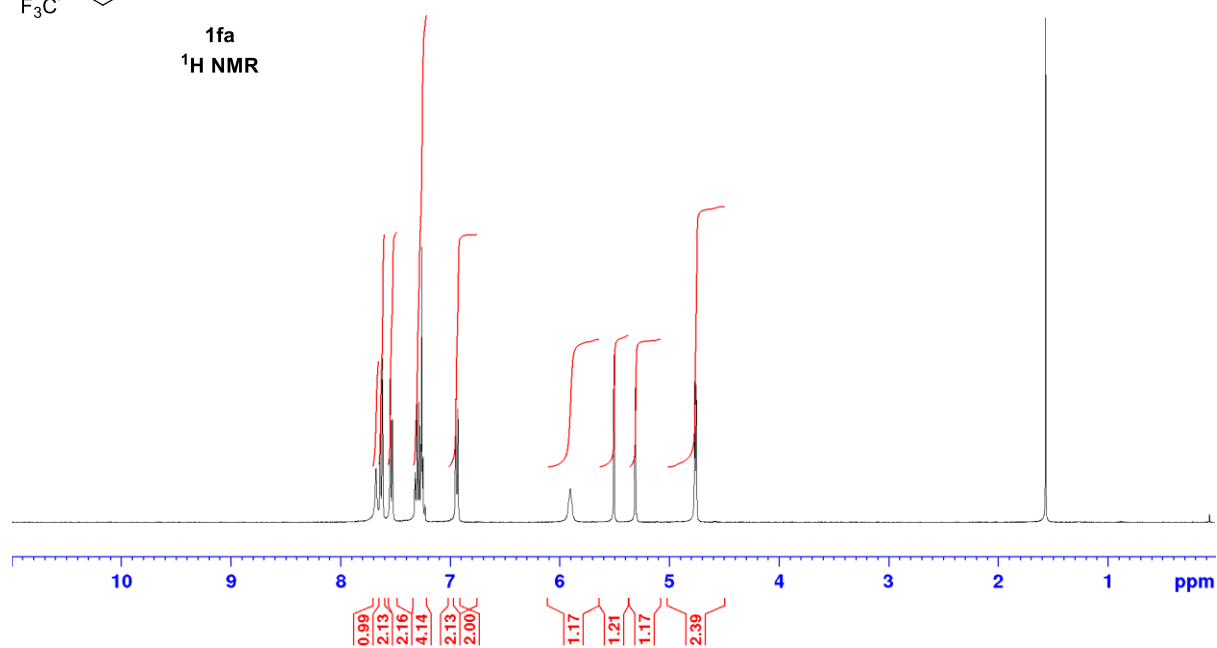
1ea
¹³C NMR

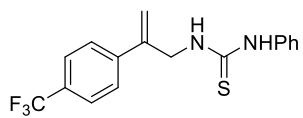


1-phenyl-3-(2-(4-(trifluoromethyl)phenyl)allyl)thiourea (1fa)

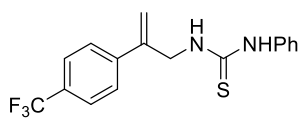
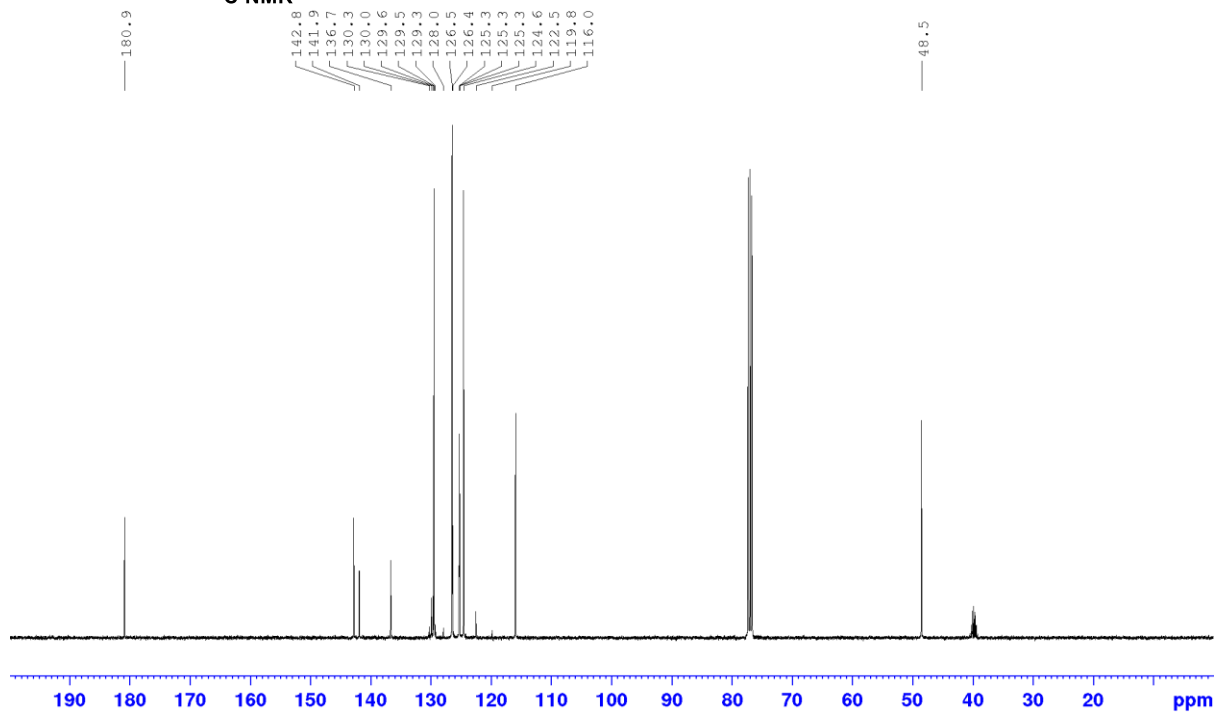


1fa
¹H NMR

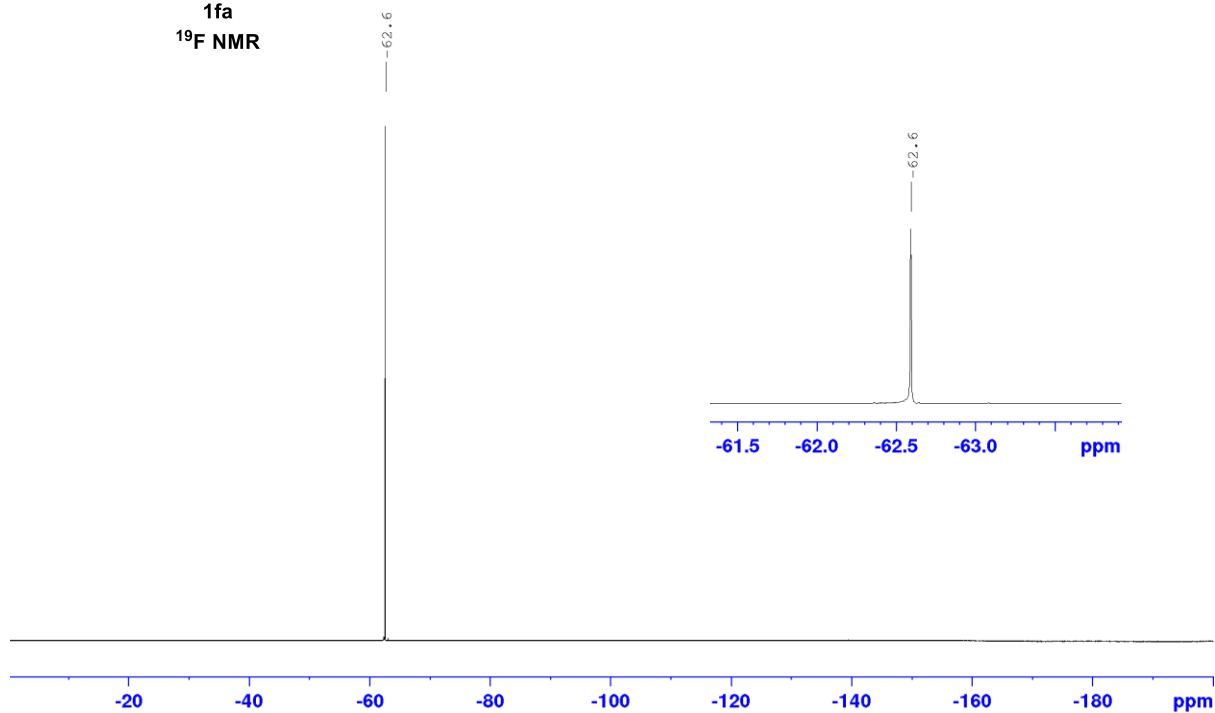




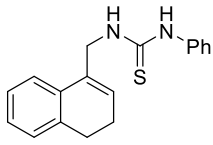
1fa
¹³C NMR



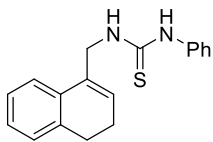
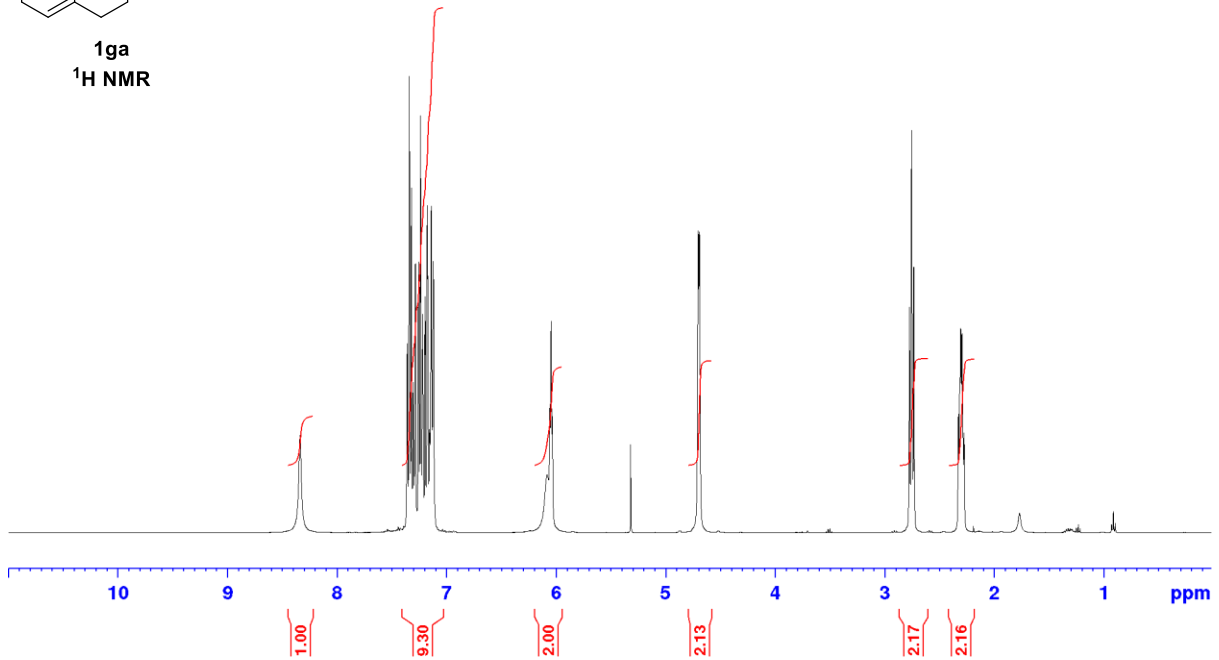
1fa
¹⁹F NMR



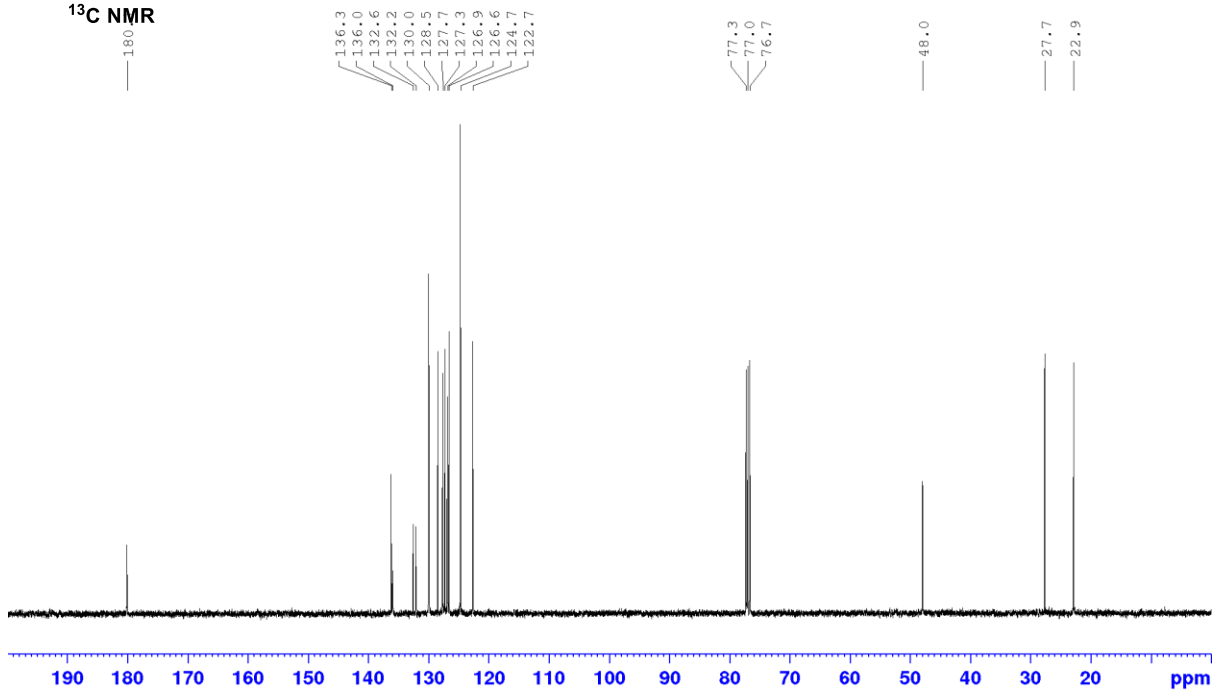
1-((3,4-Dihydronaphthalen-1-yl)methyl)-3-phenylthiourea (1ga)



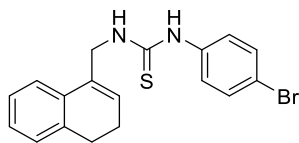
1ga
¹H NMR



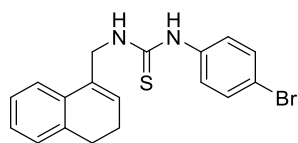
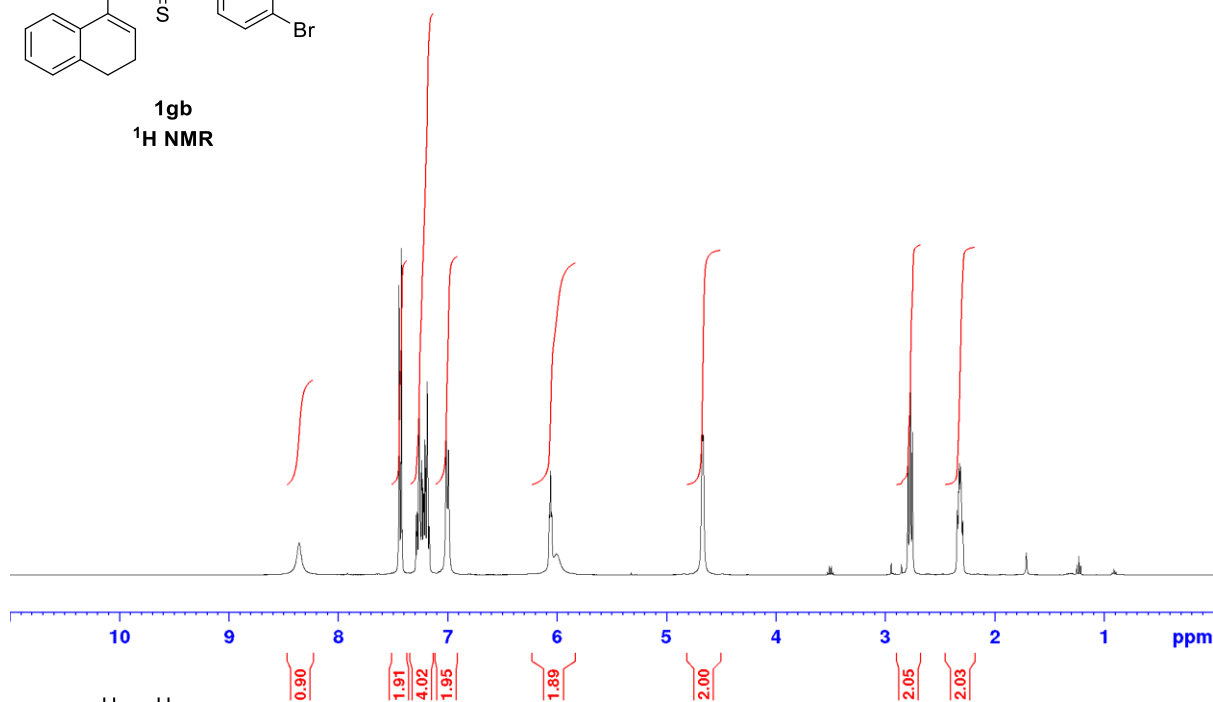
1ga
¹³C NMR



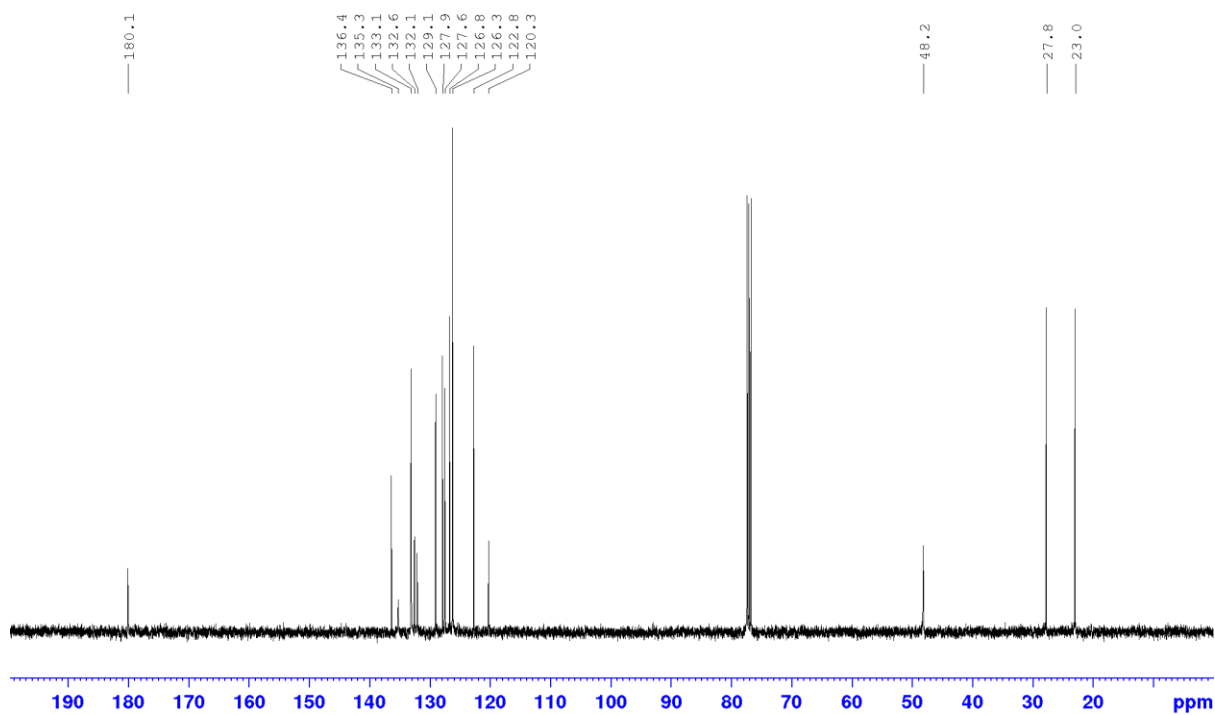
1-(4-Bromophenyl)-3-((3,4-dihydronaphthalen-1-yl)methyl)thiourea (1gb)



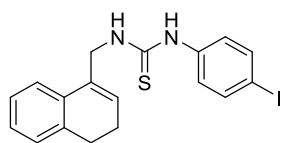
1gb
¹H NMR



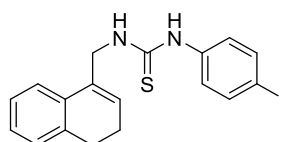
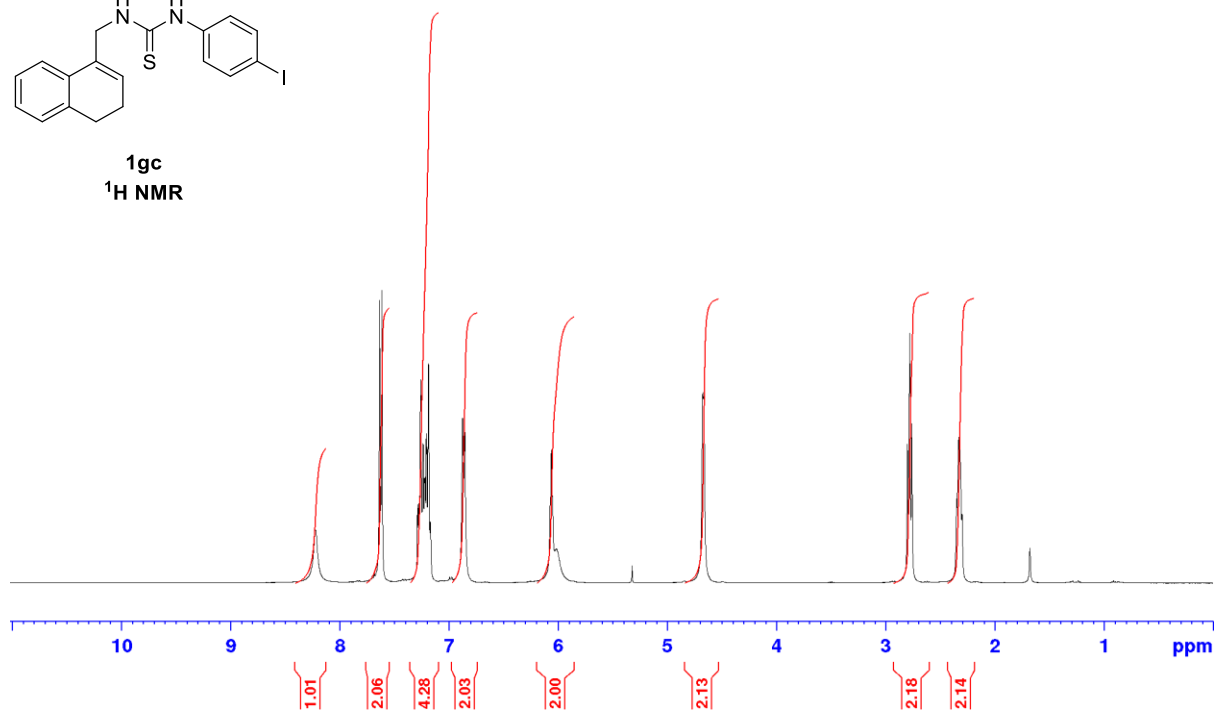
1gb
¹³C NMR



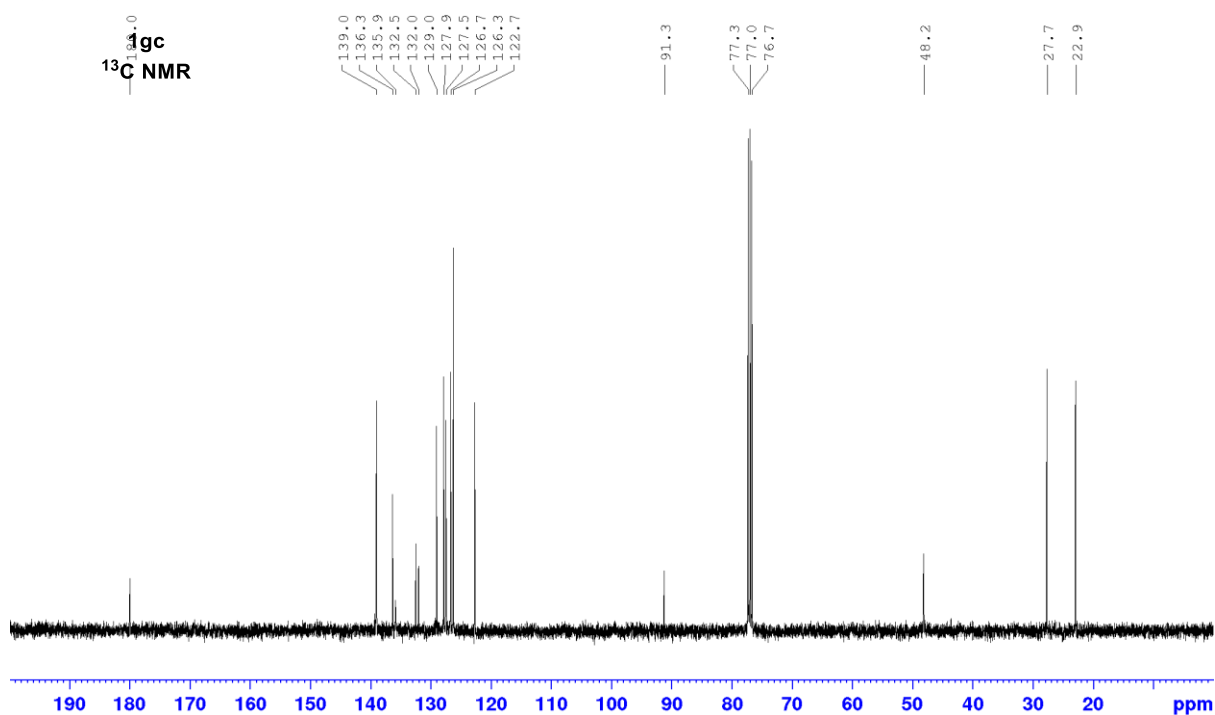
1-(4-Iodophenyl)-3-((3,4-dihydronaphthalen-1-yl)methyl)thiourea (1gc)



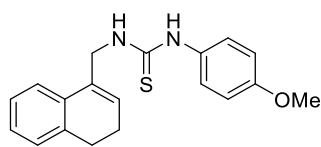
1gc
¹H NMR



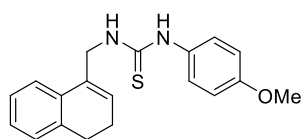
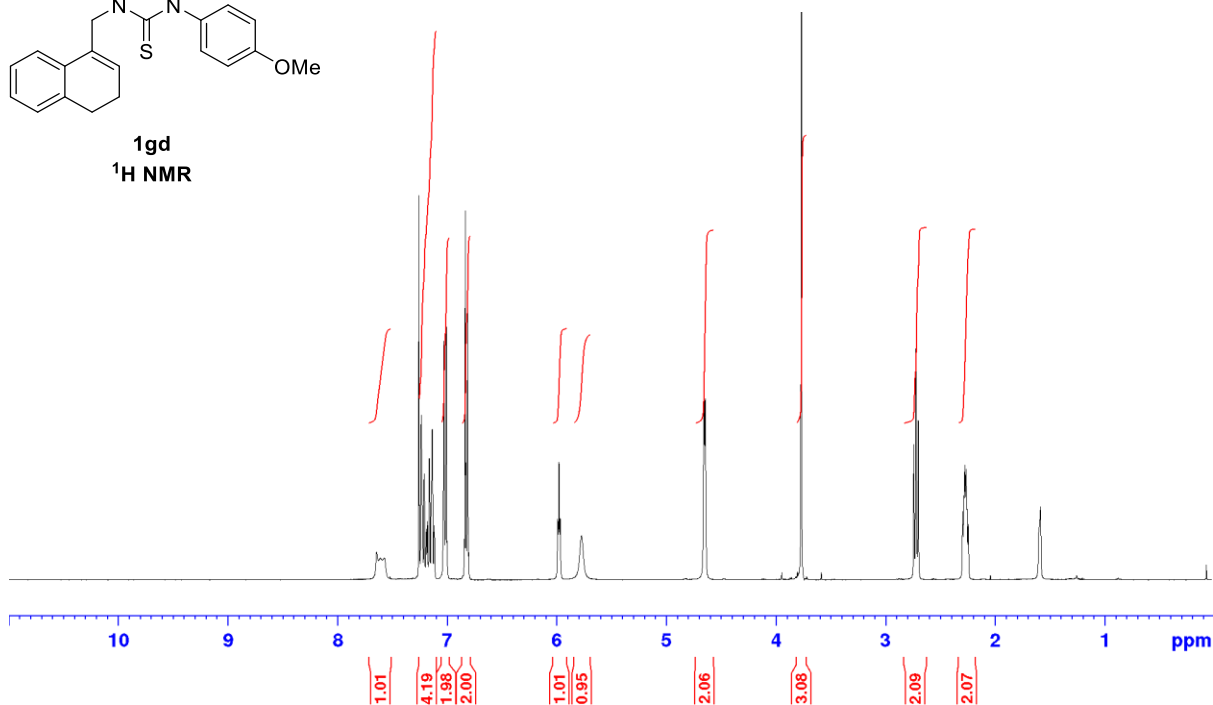
1gc
¹³C NMR



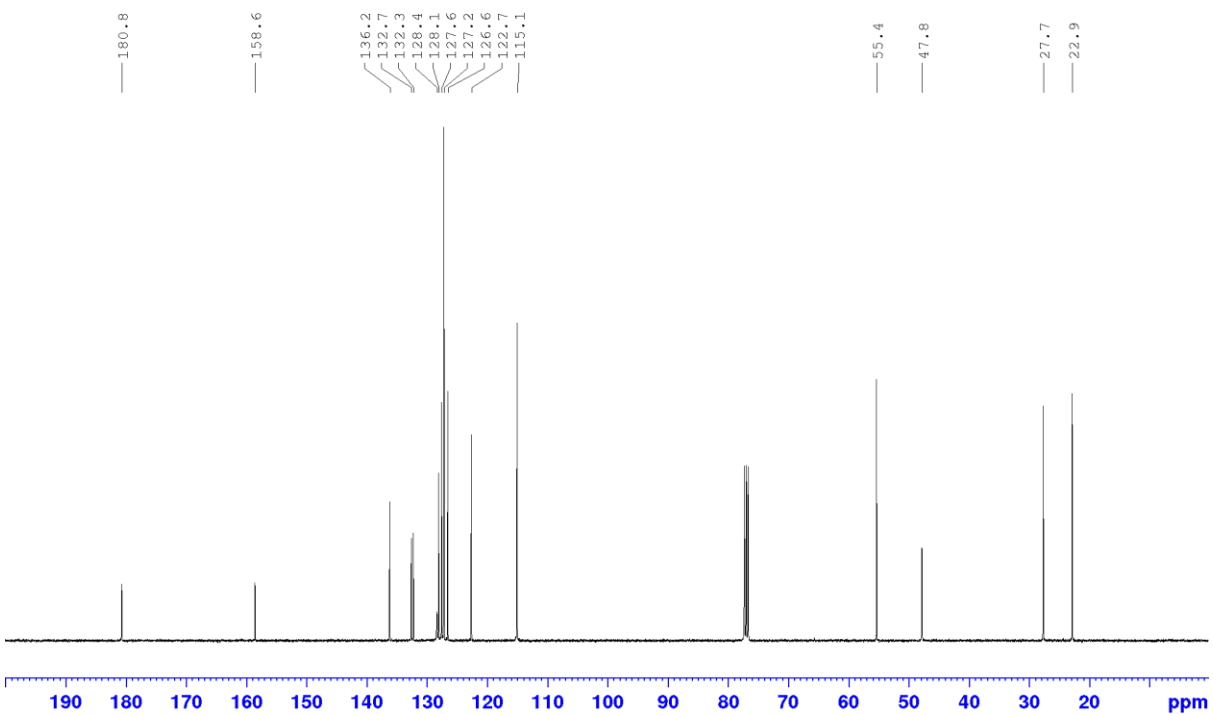
1-((3,4-Dihydronaphthalen-1-yl)methyl)-3-(4-methoxyphenyl)thiourea (1gd)



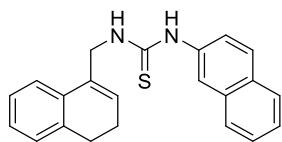
1gd
¹H NMR



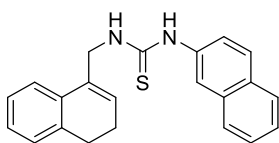
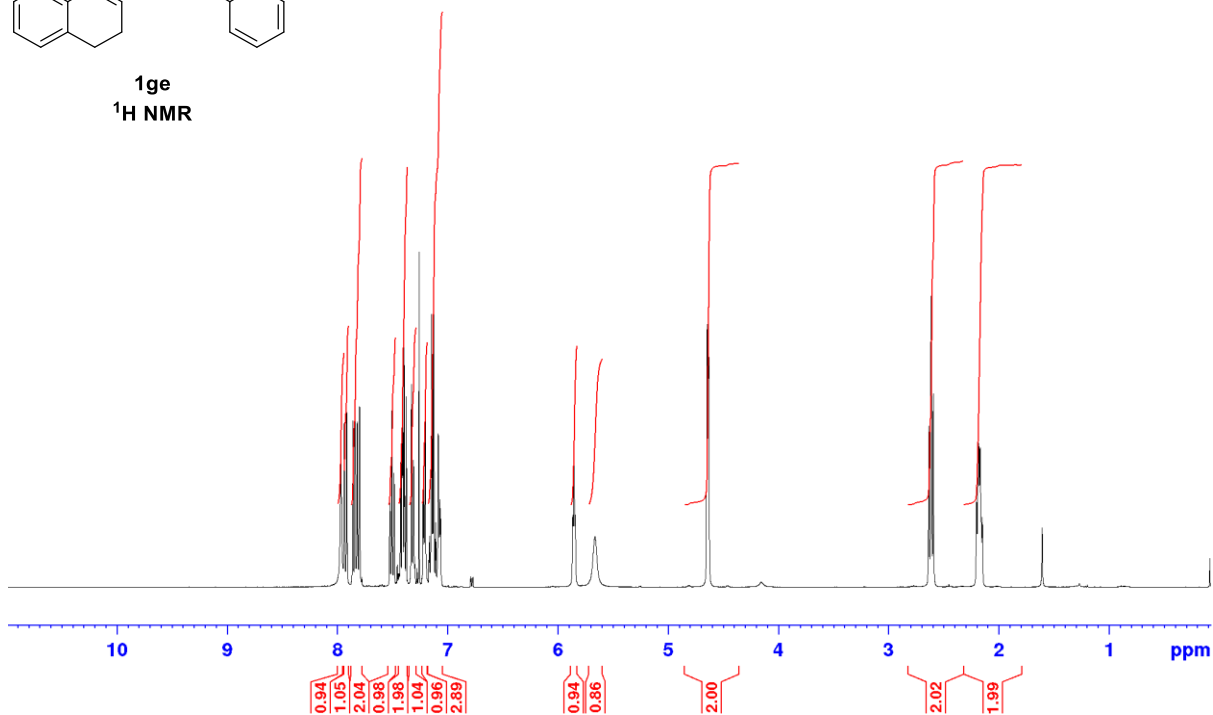
1gd
¹³C NMR



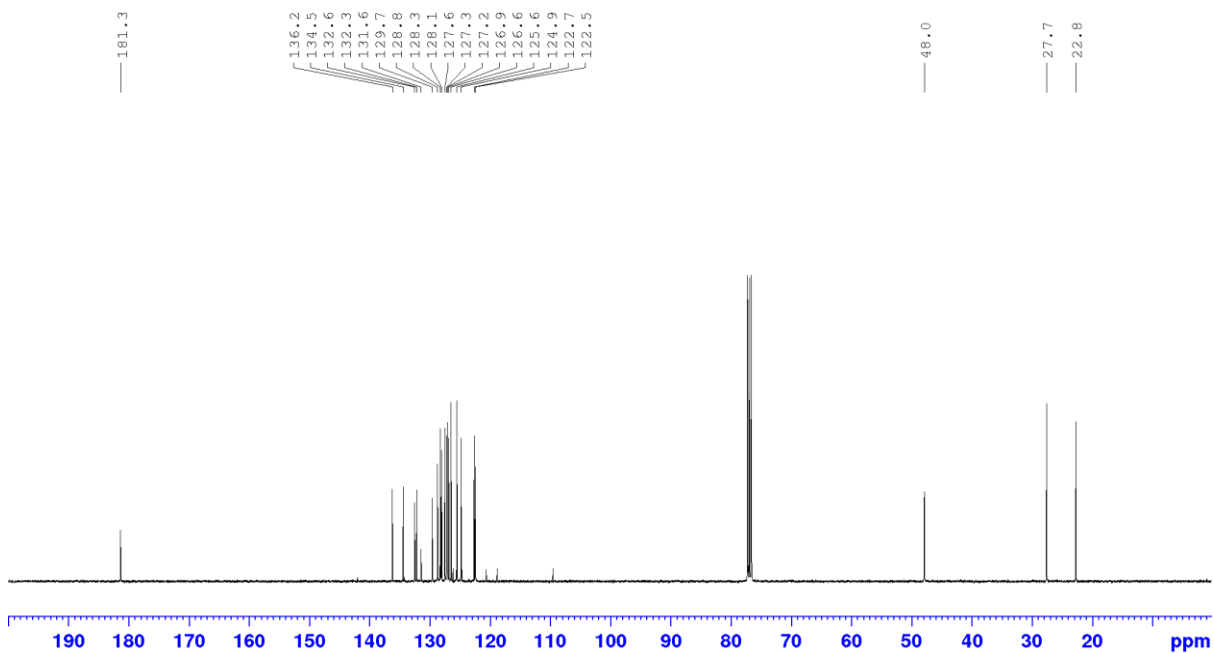
1-((3,4-Dihydronaphthalen-1-yl)methyl)-3-(naphthalen-2-yl)thiourea (1ge)



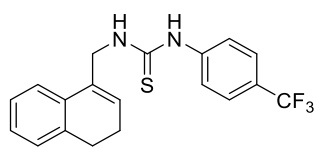
1ge
¹H NMR



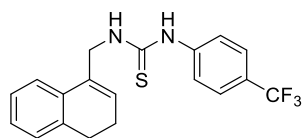
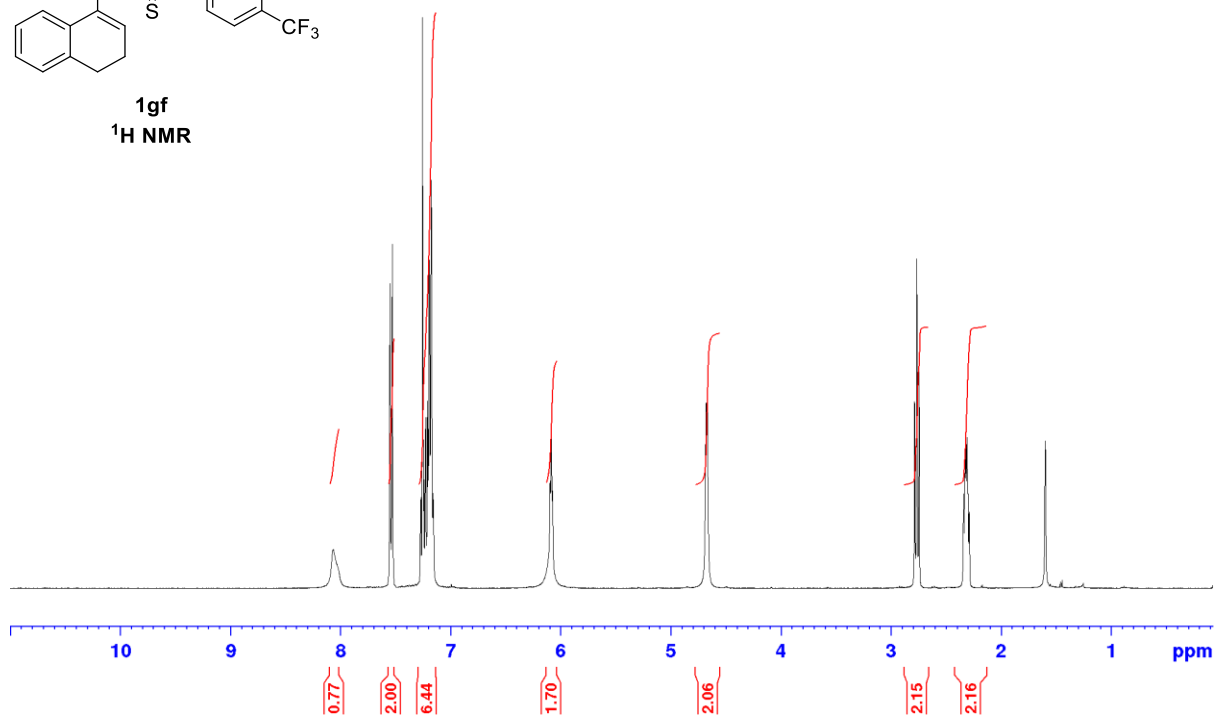
1ge
¹³C NMR



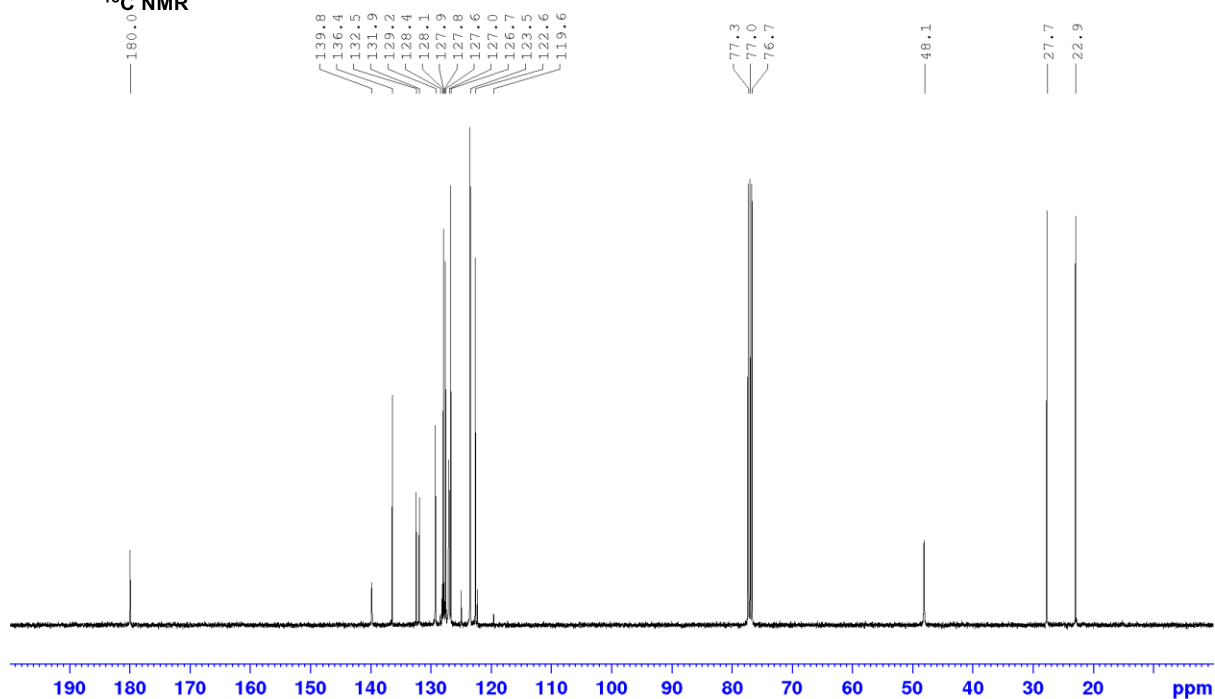
1-((3,4-Dihydronaphthalen-1-yl)methyl)-3-(4-(trifluoromethyl)phenyl)thiourea (1gf)

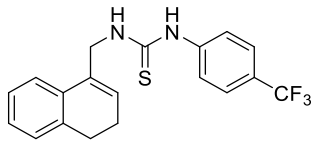


1gf
¹H NMR



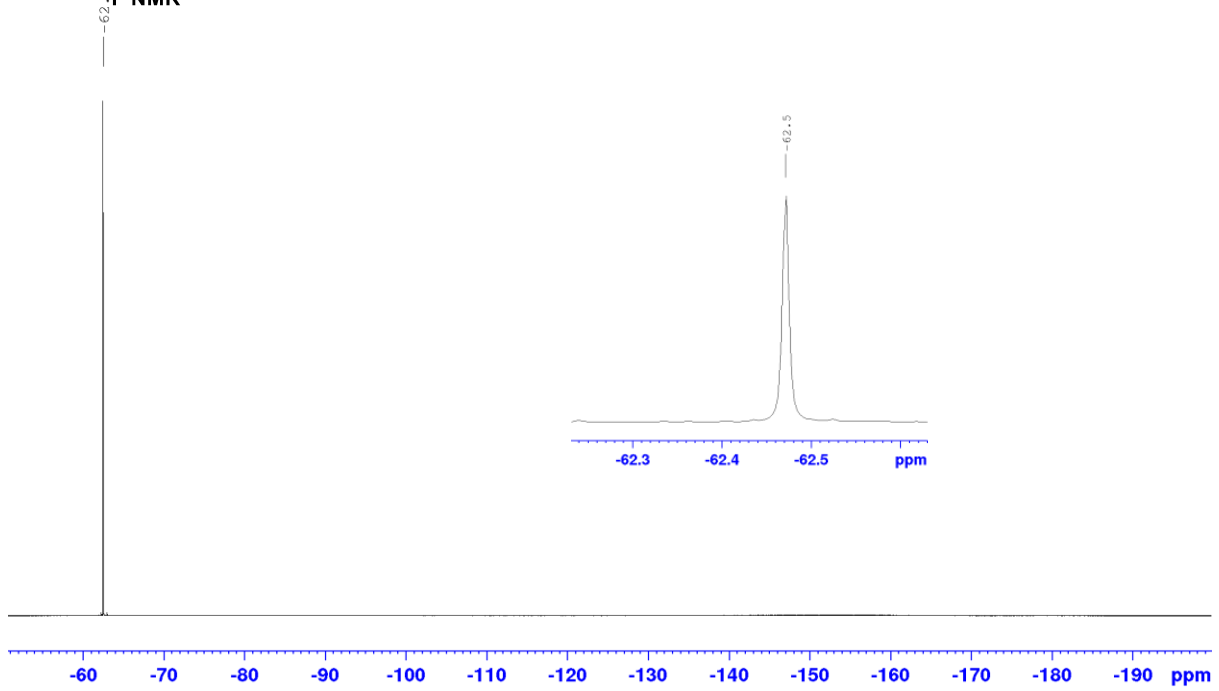
1gf
¹³C NMR



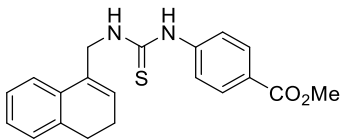


1gf

¹⁹F NMR

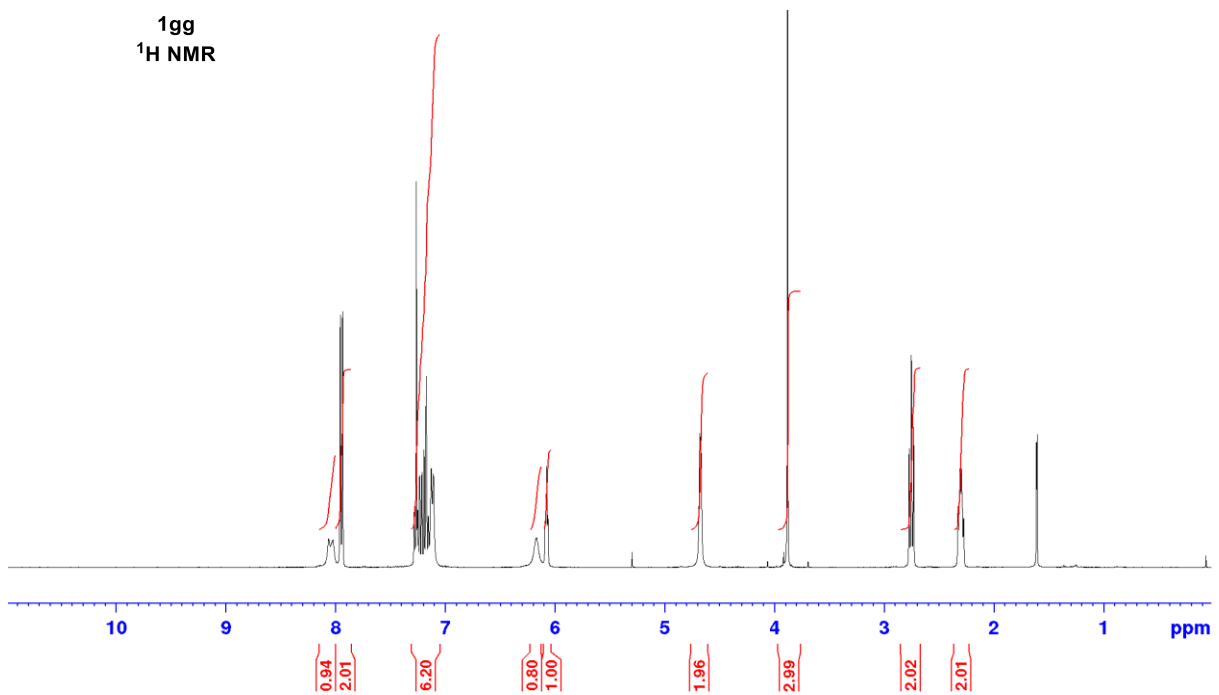


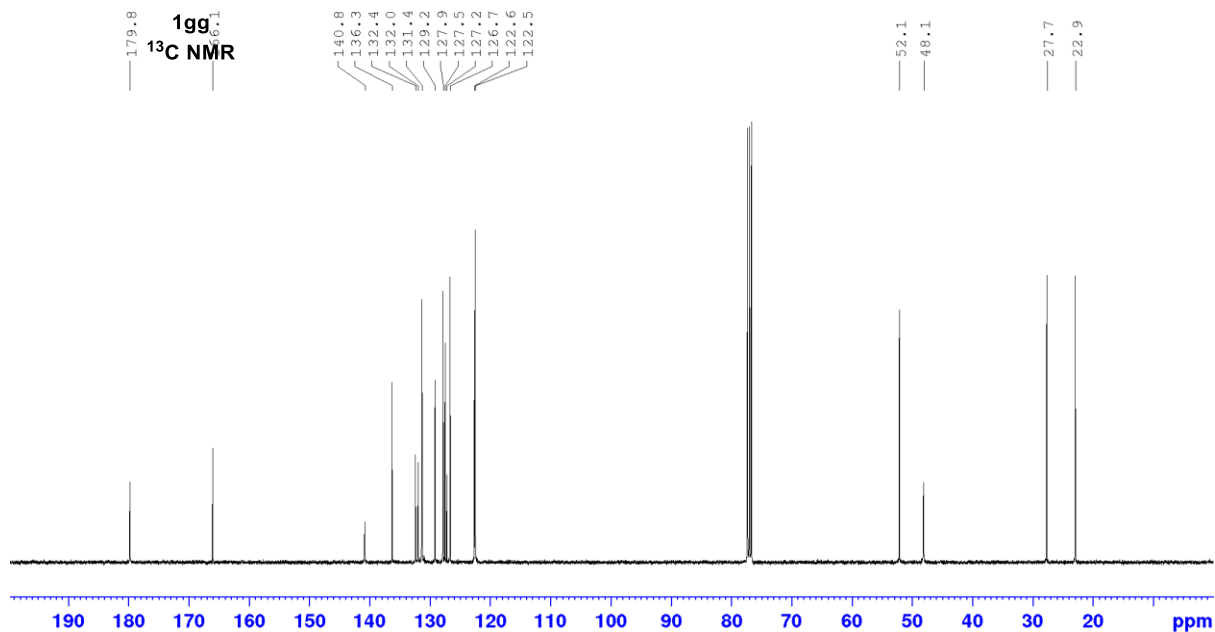
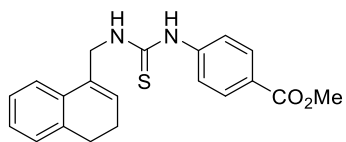
Methyl 4-(3-((3,4-dihydronaphthalen-1-yl)methyl)thioureido)benzoate (1gg)



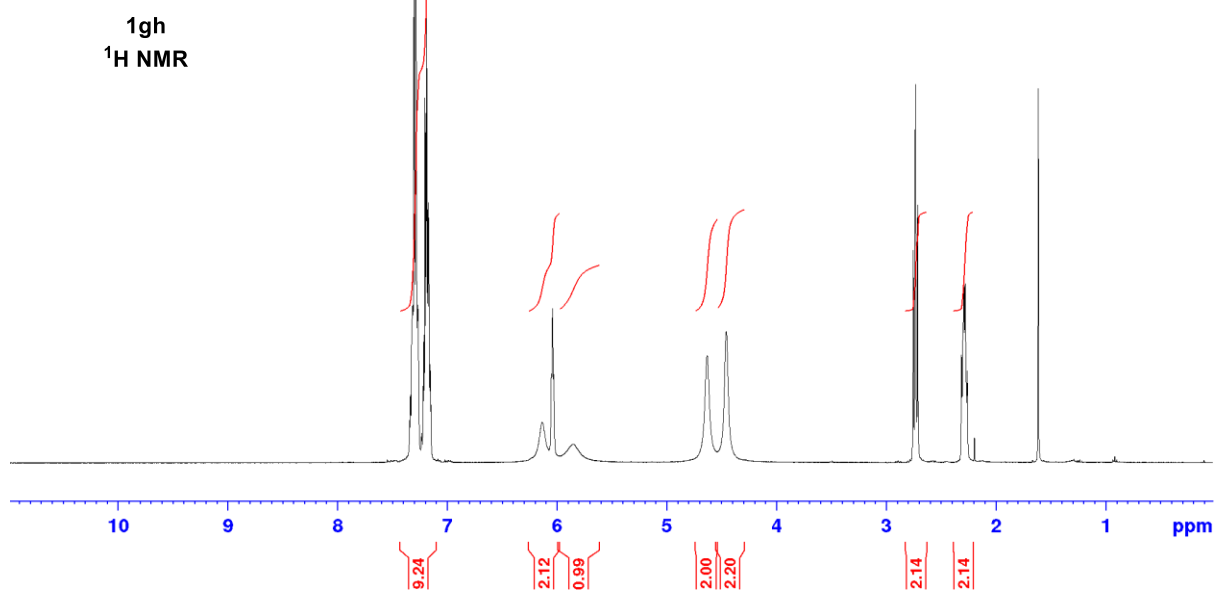
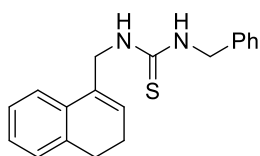
1gg

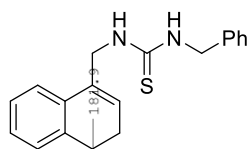
¹H NMR



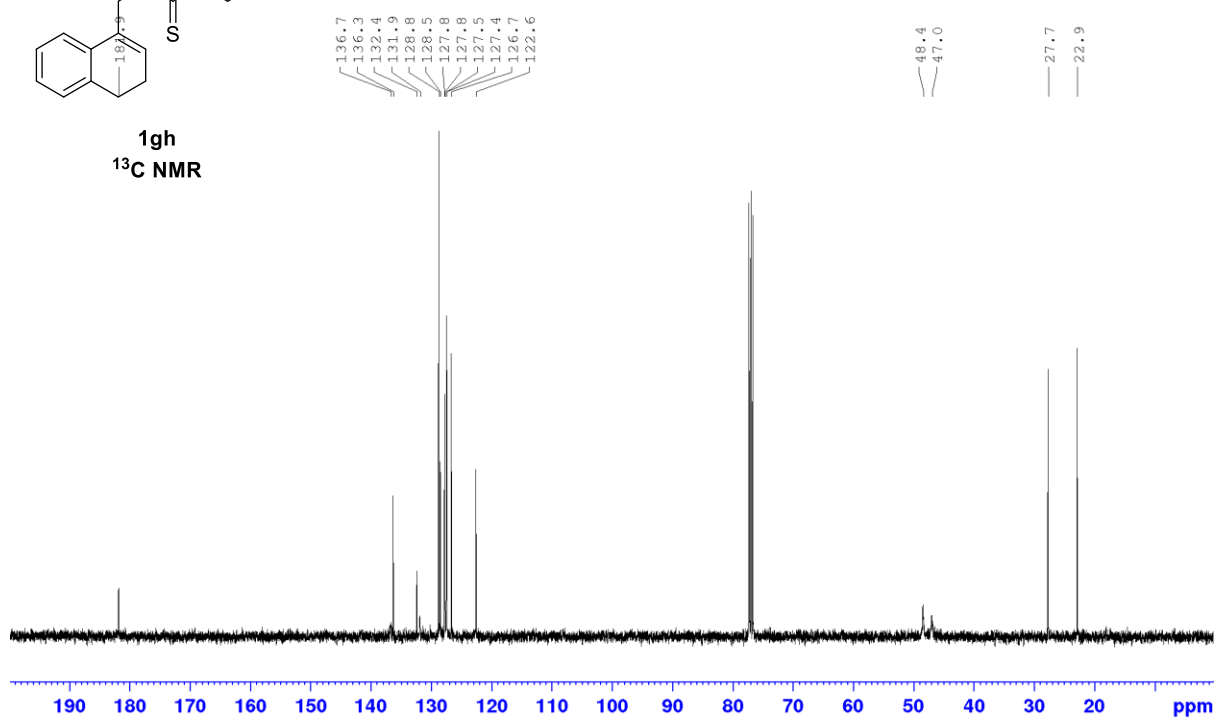


1-Benzyl-3-((3,4-Dihydronaphthalen-1-yl)methyl)thiourea (1gh)

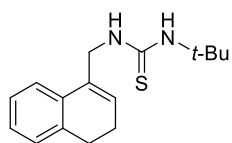




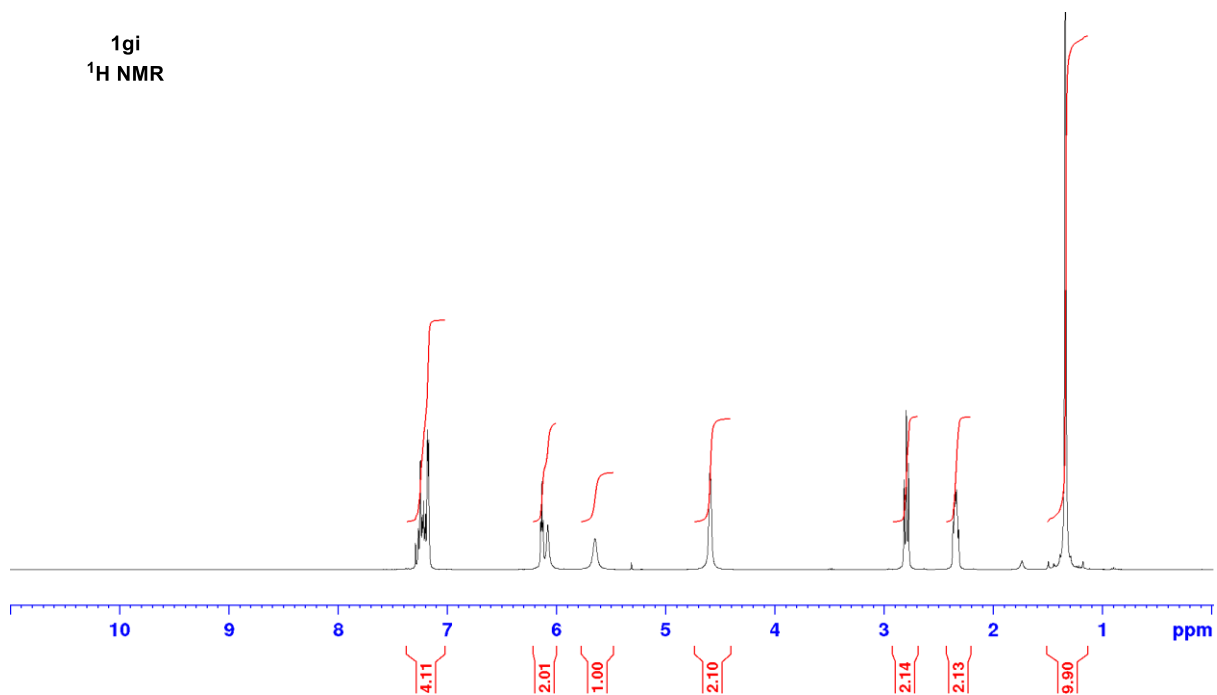
1gh
¹³C NMR

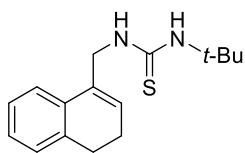


1-(*tert*-Butyl)-3-((3,4-dihydro-1H-naphthalen-1-yl)methyl)thiourea (1gi)

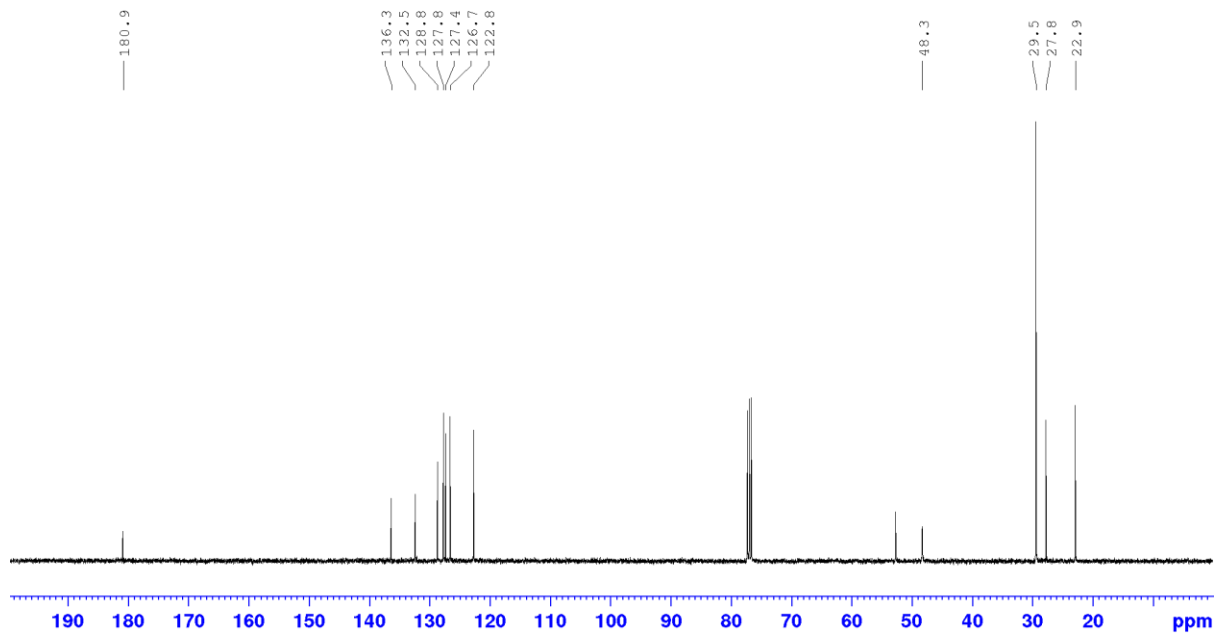


1gi
¹H NMR

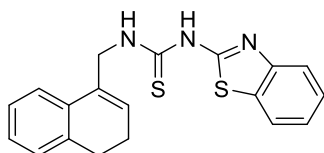




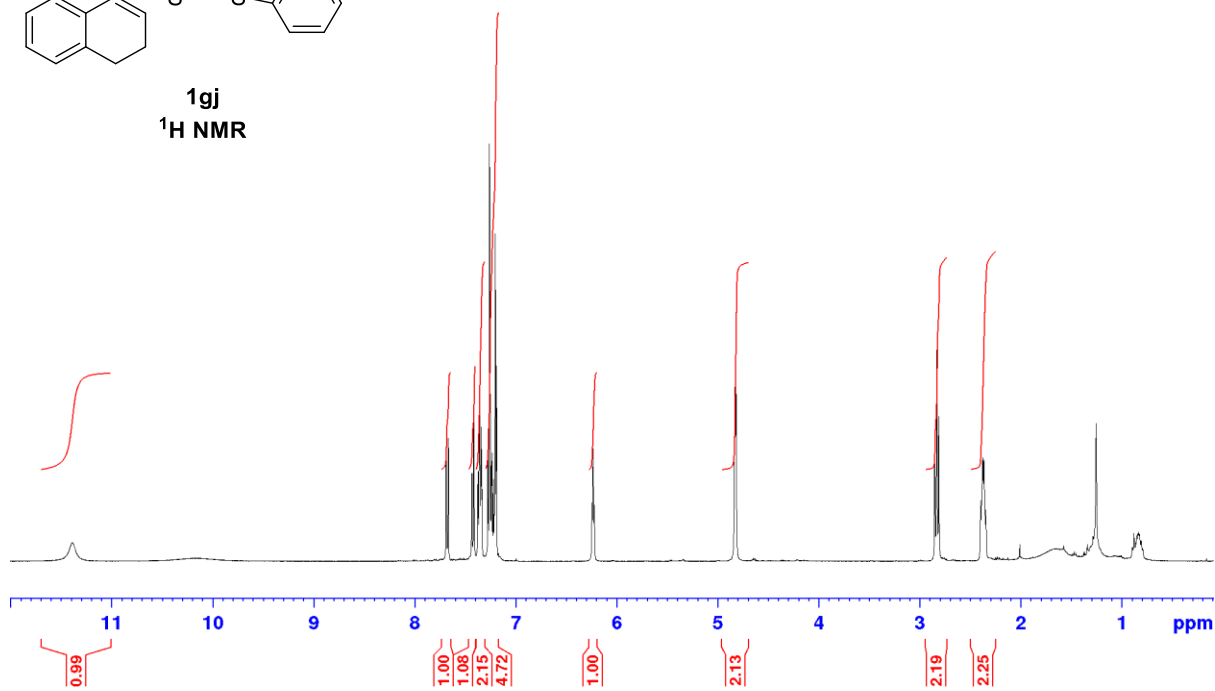
1gi
¹³C NMR

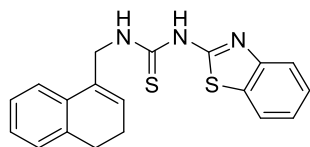


1-(Benzo[d]thiazol-2-yl)-3-((3,4-dihydronaphthalen-1-yl)methyl)thiourea (1gj)

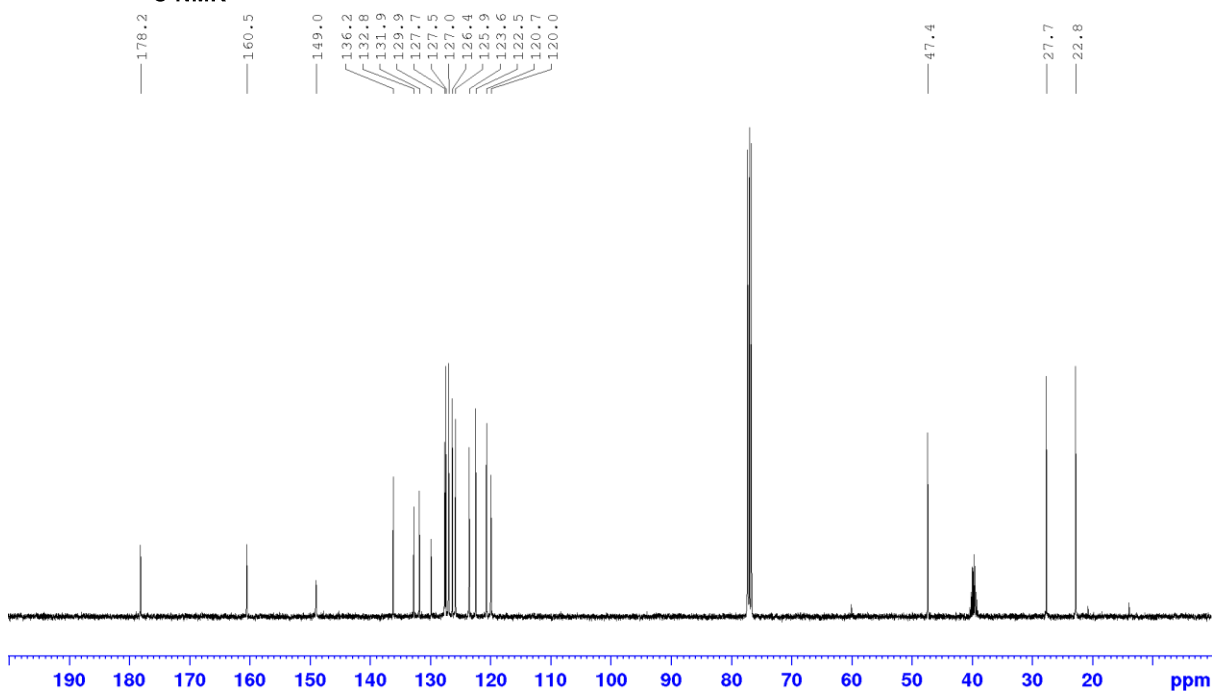


1gj
¹H NMR

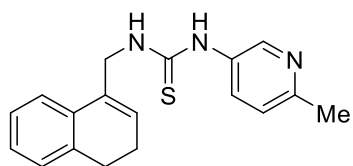




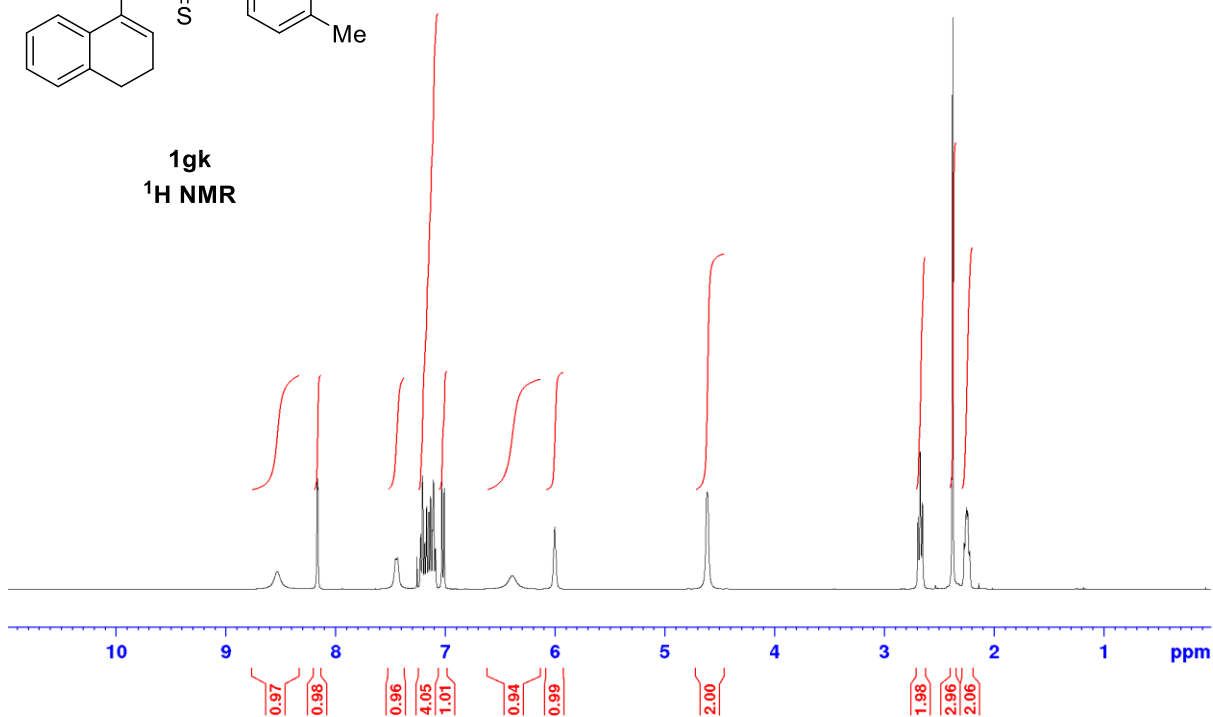
1j
¹³C NMR

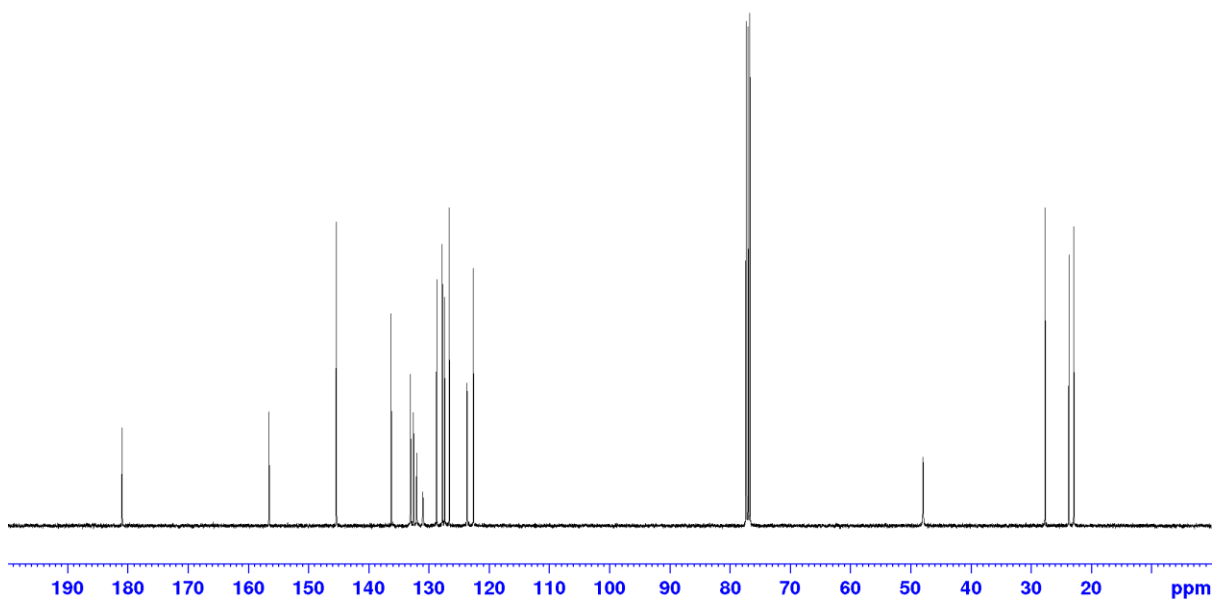
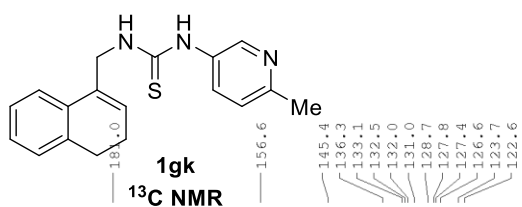


1-((3,4-dihydronaphthalen-1-yl)methyl)-3-(6-methylpyridin-3-yl)thiourea (1gk)

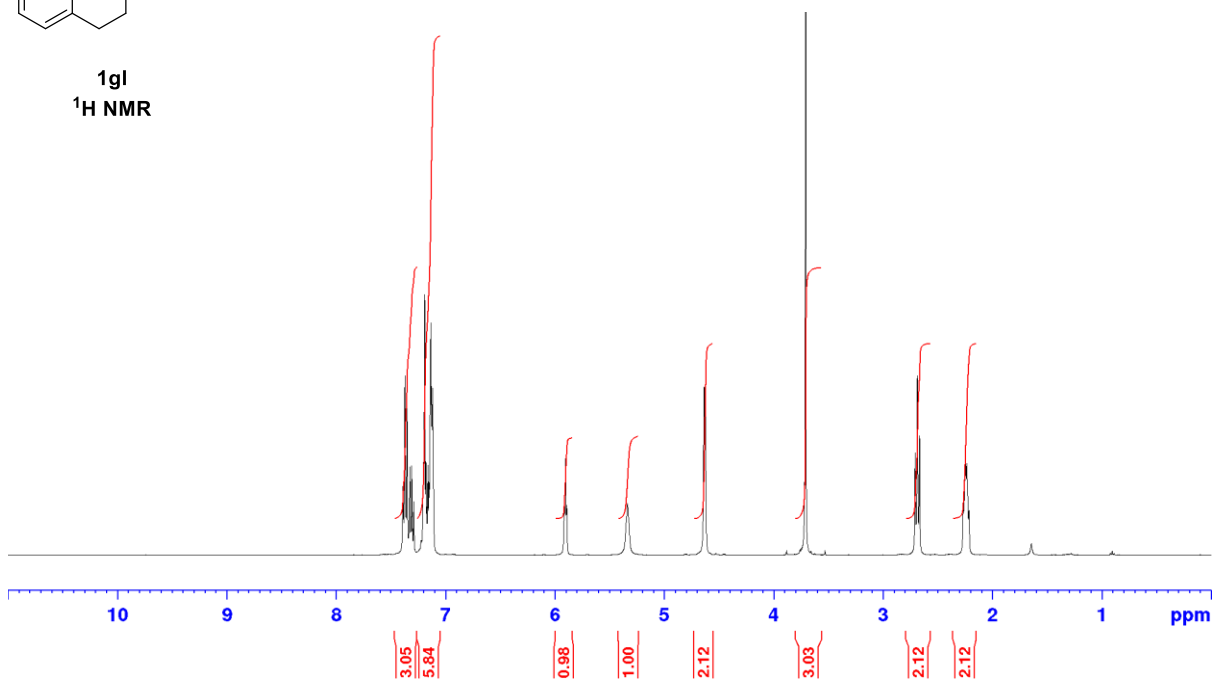
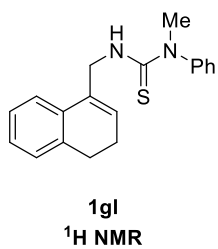


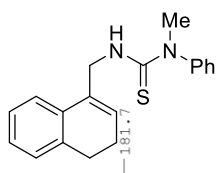
1gk
¹H NMR



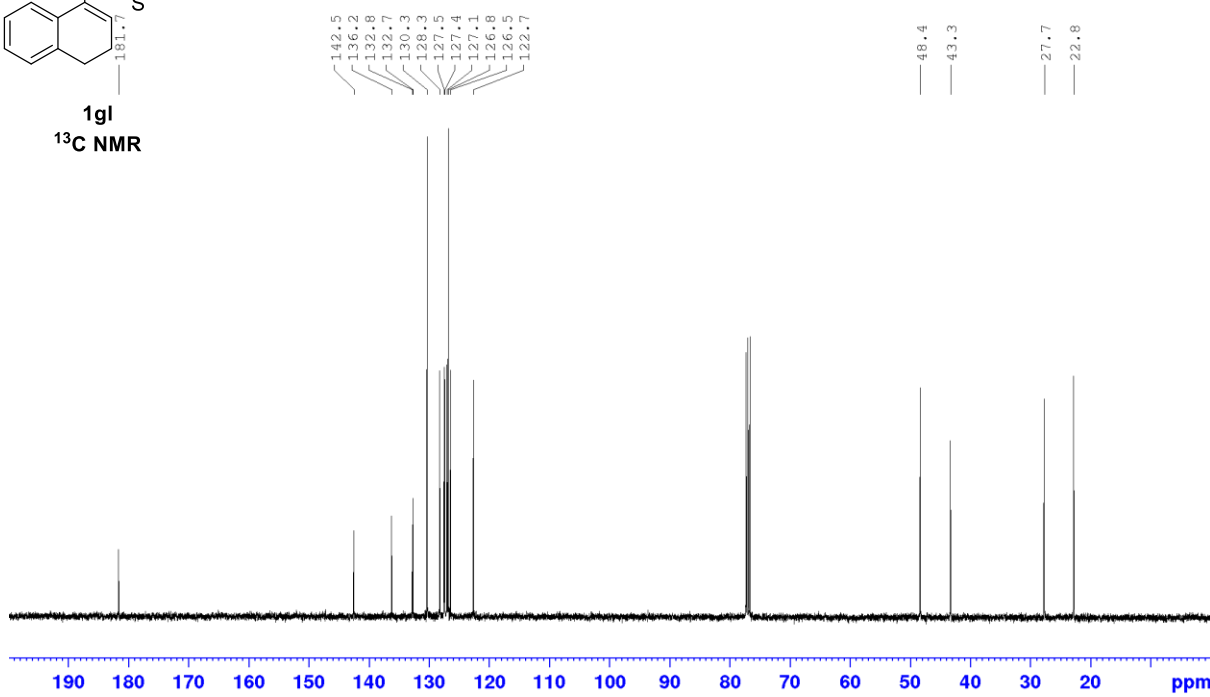


3-((3,4-Dihydronaphthalen-1-yl)methyl)-1-methyl-1-phenylthiourea (1gl)

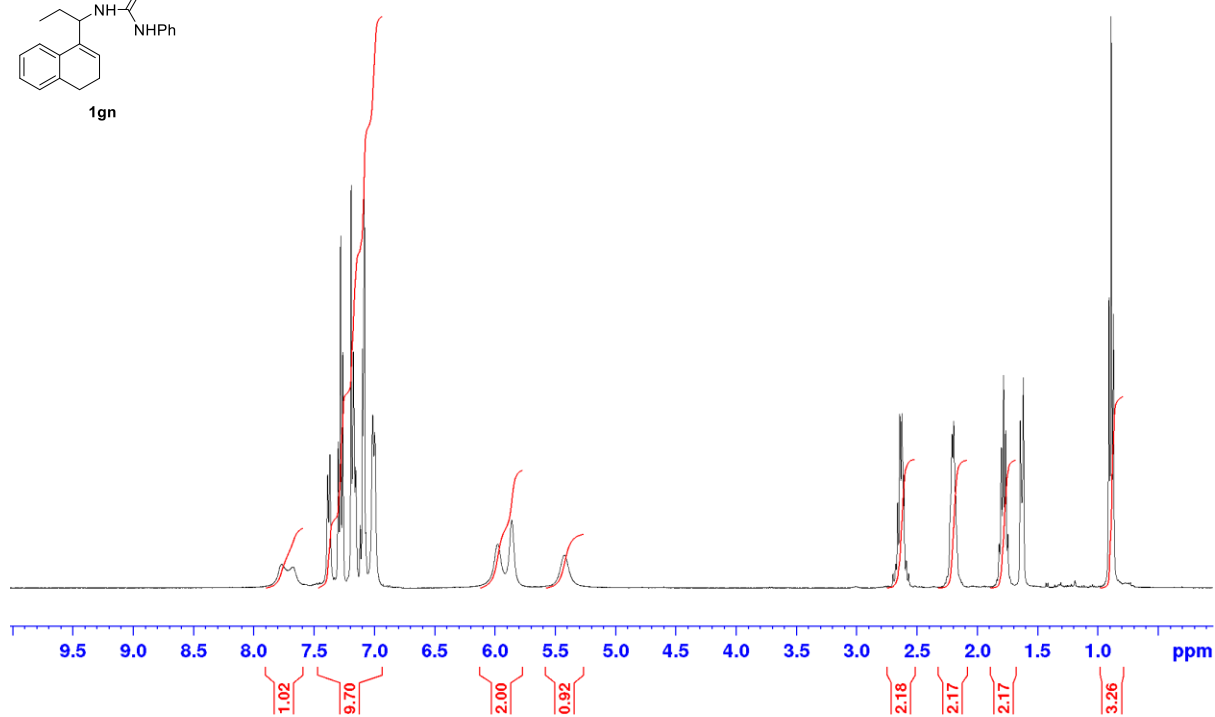
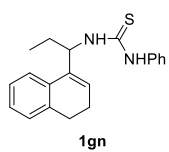


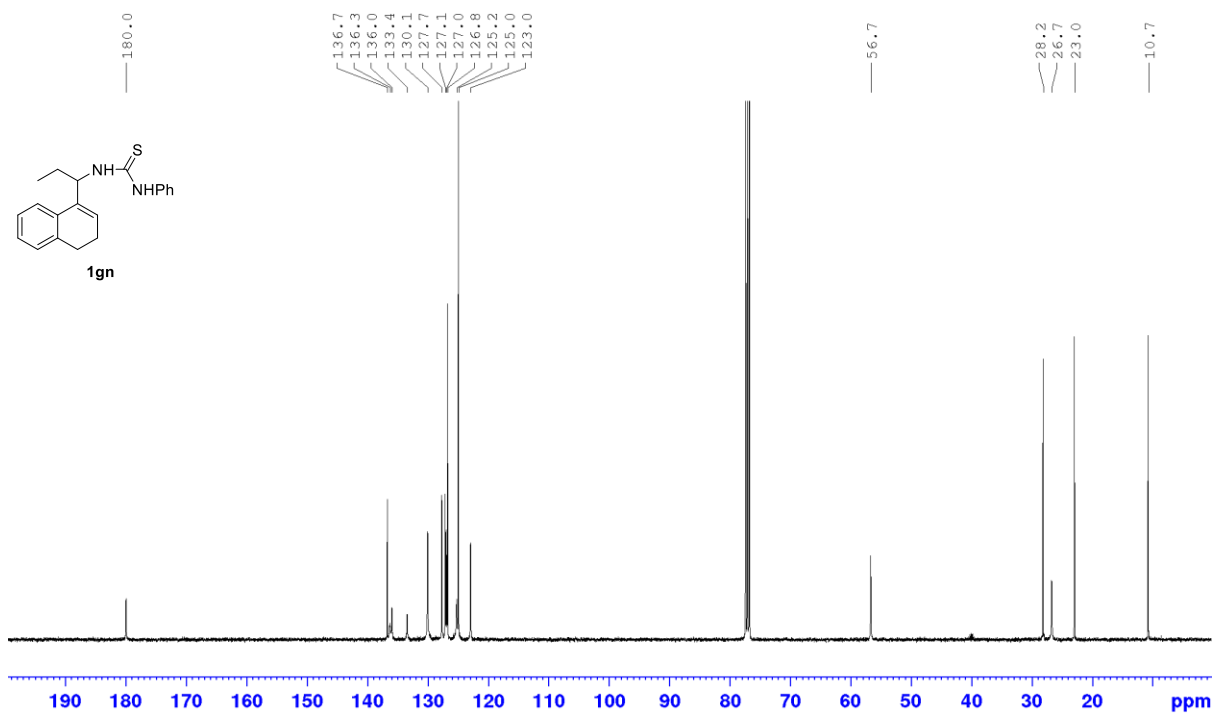


1gl
¹³C NMR

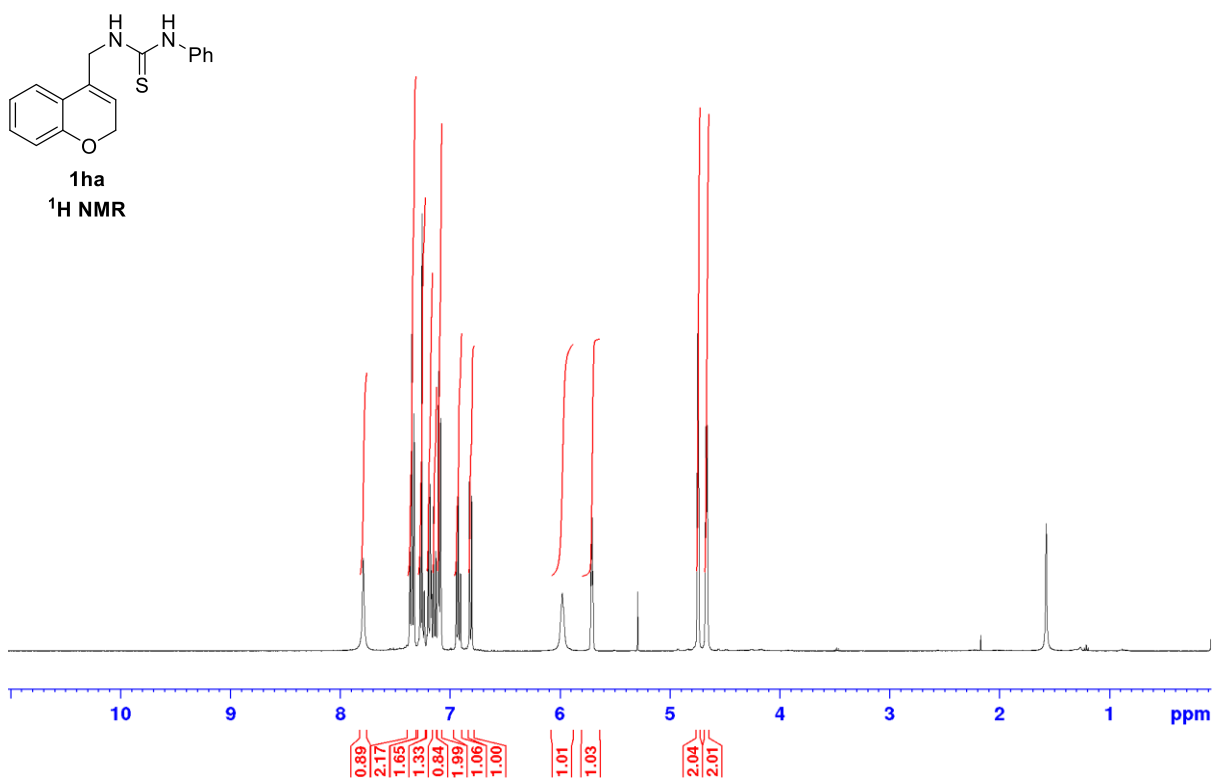


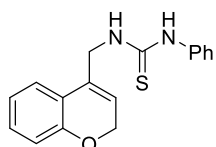
1-(1-(3,4-Dihydronaphthalen-1-yl)propyl)-3-phenylthiourea (1gn)





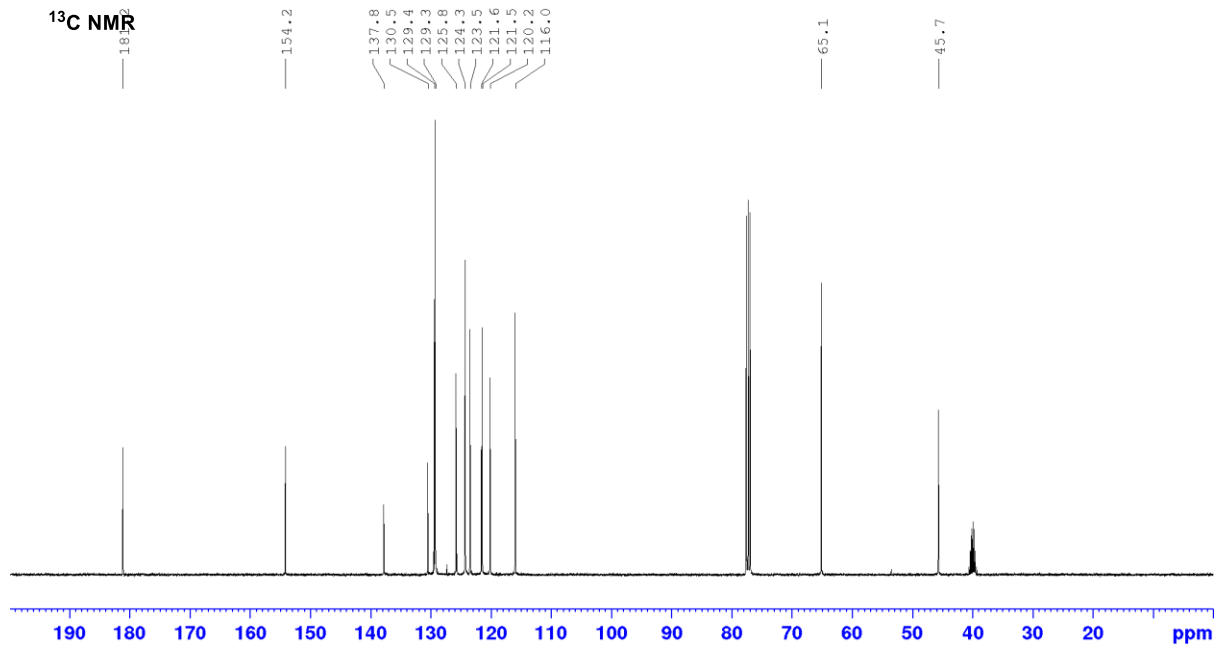
1-((2H-Chromen-4-yl)methyl)-3-phenylthiourea (1ha)



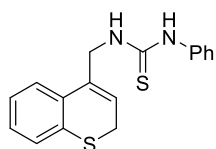


1ha

¹³C NMR

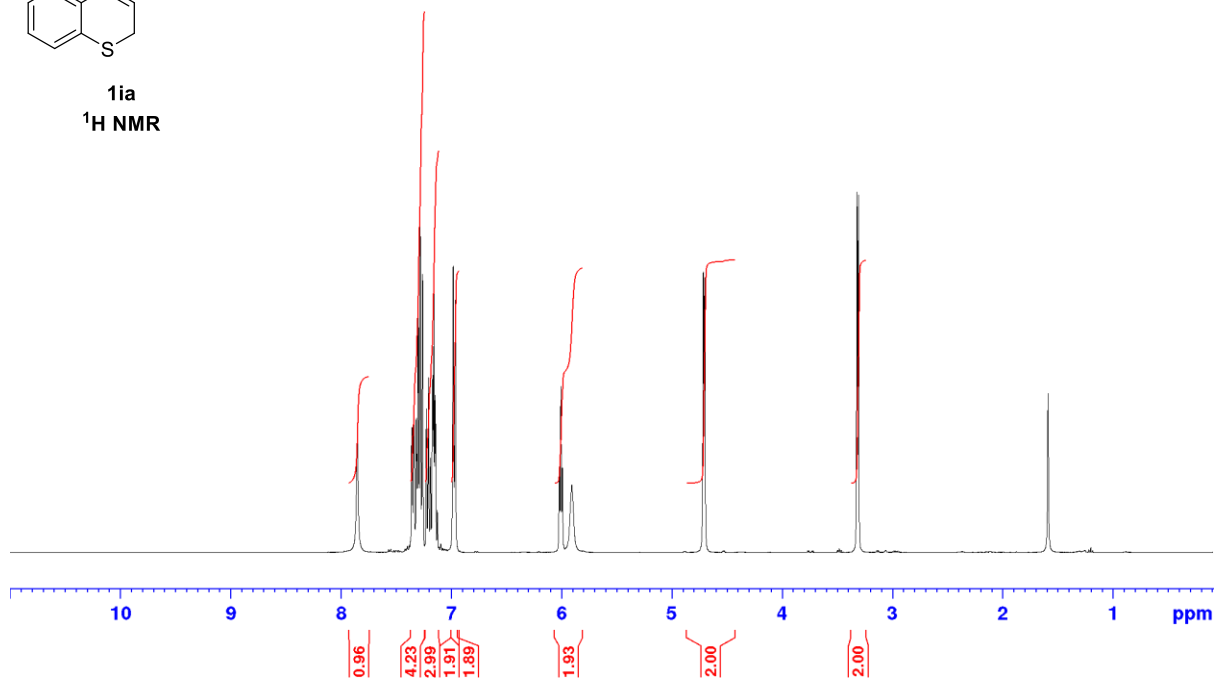


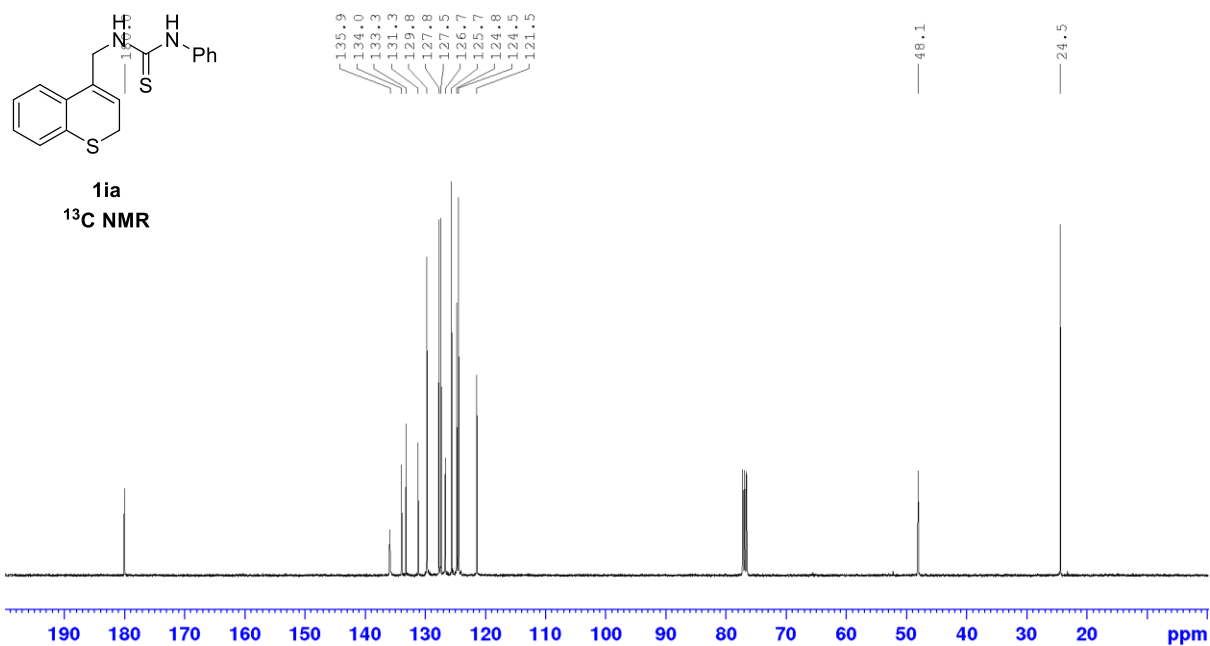
1-((2H-Thiochromen-4-yl)methyl)-3-phenylthiourea (1ia)



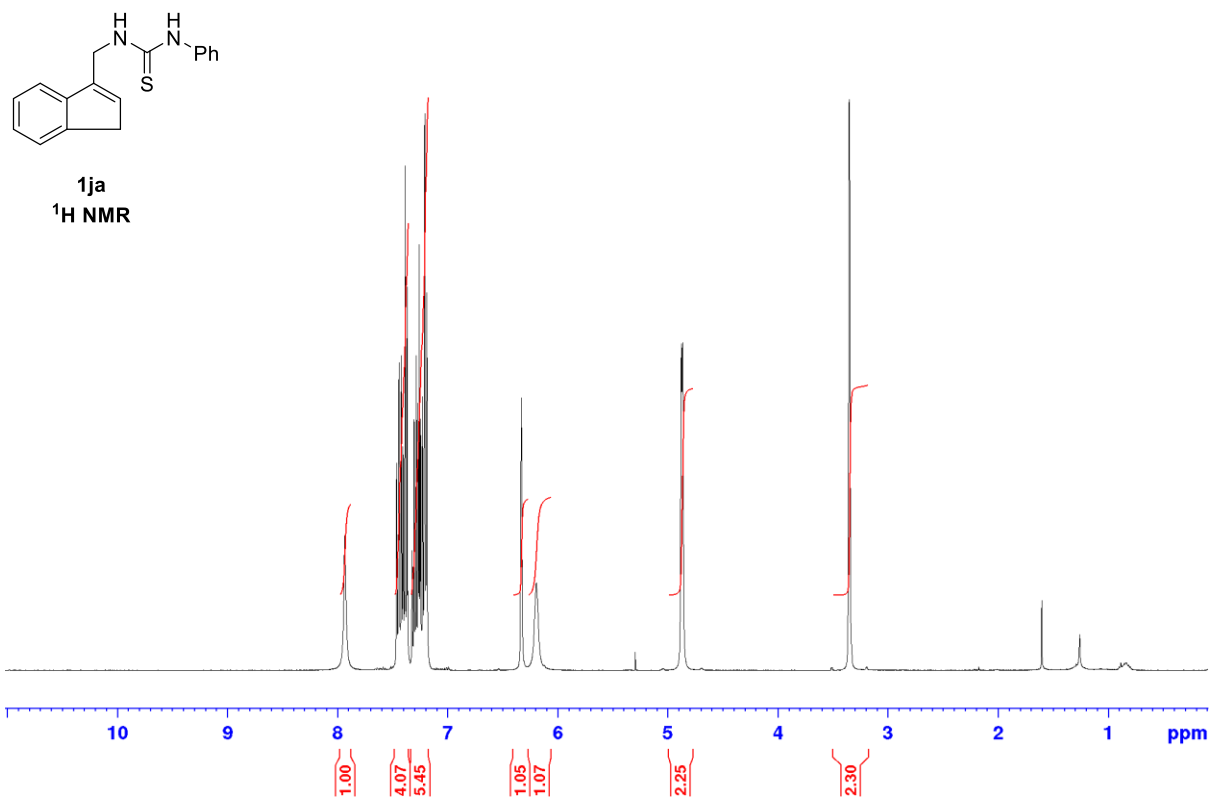
1ia

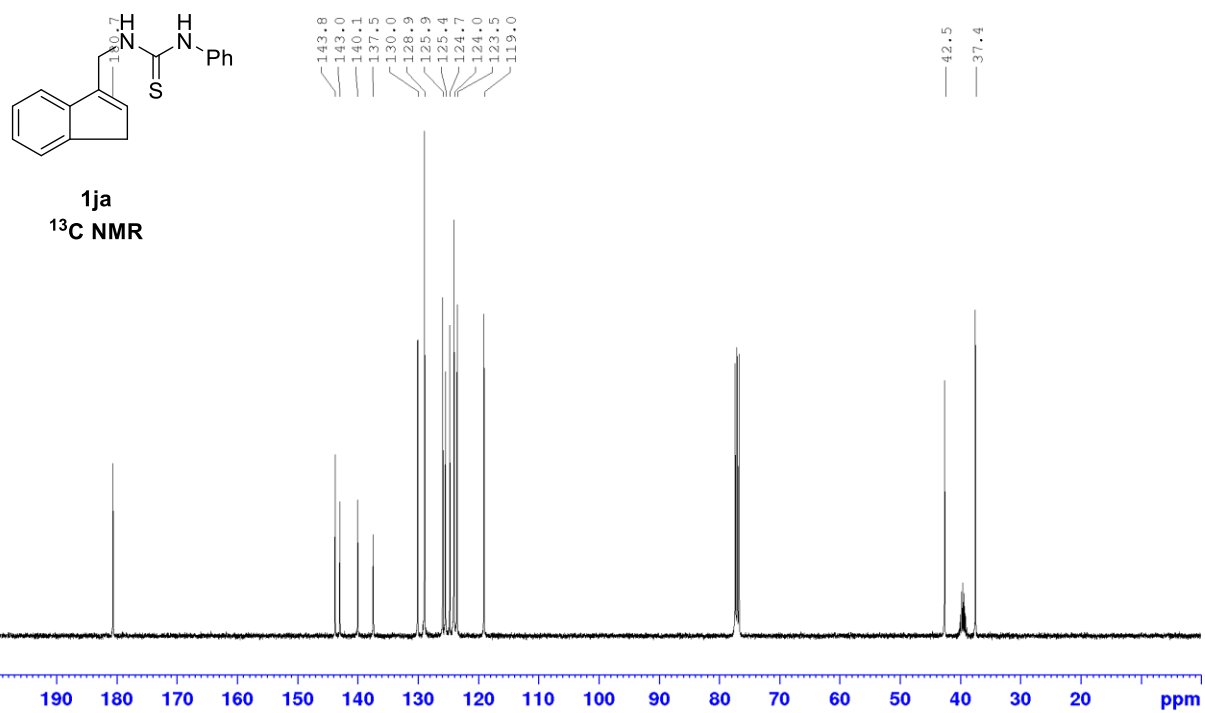
¹H NMR



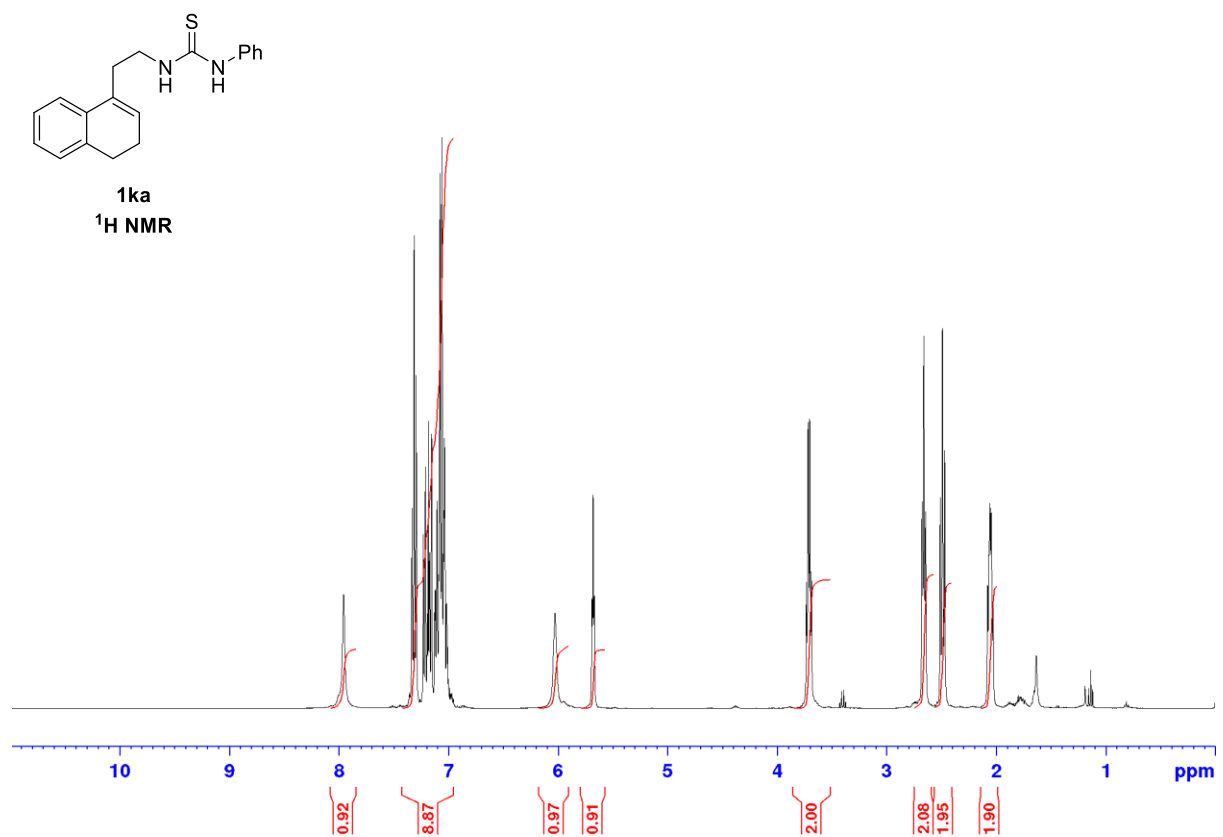


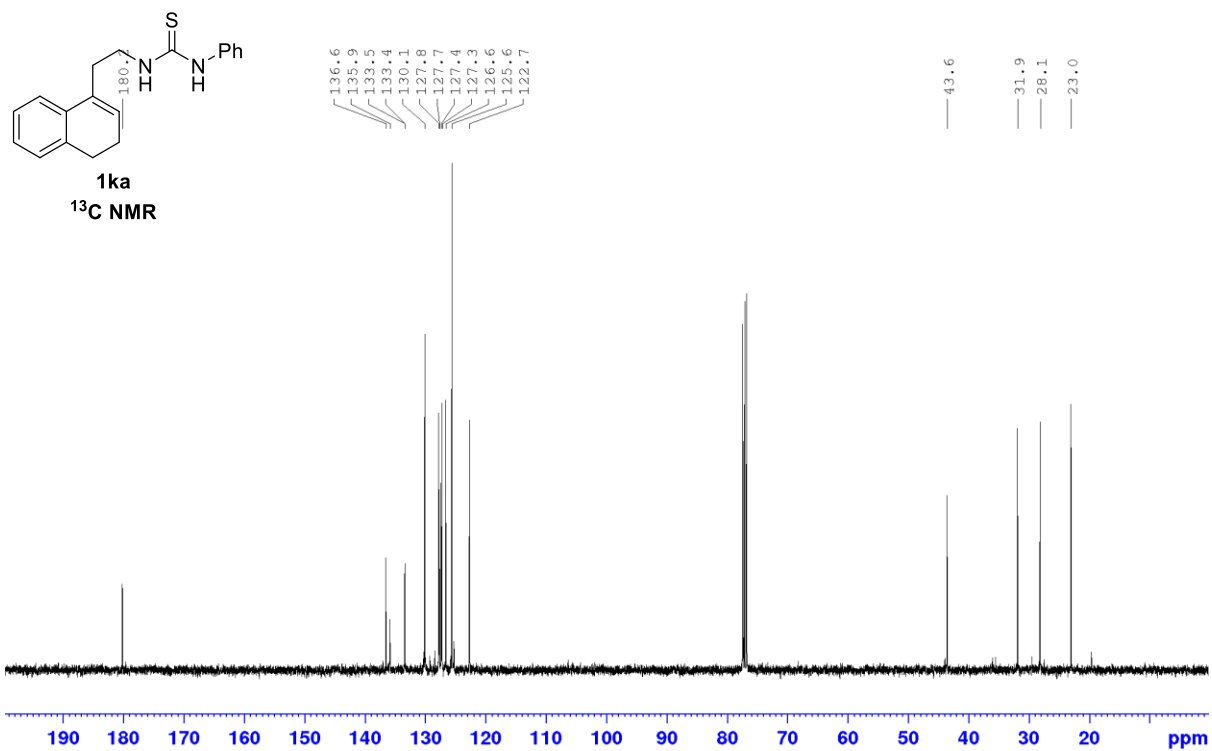
1-((1H-Inden-3-yl)methyl)-3-phenylthiourea (1ja)



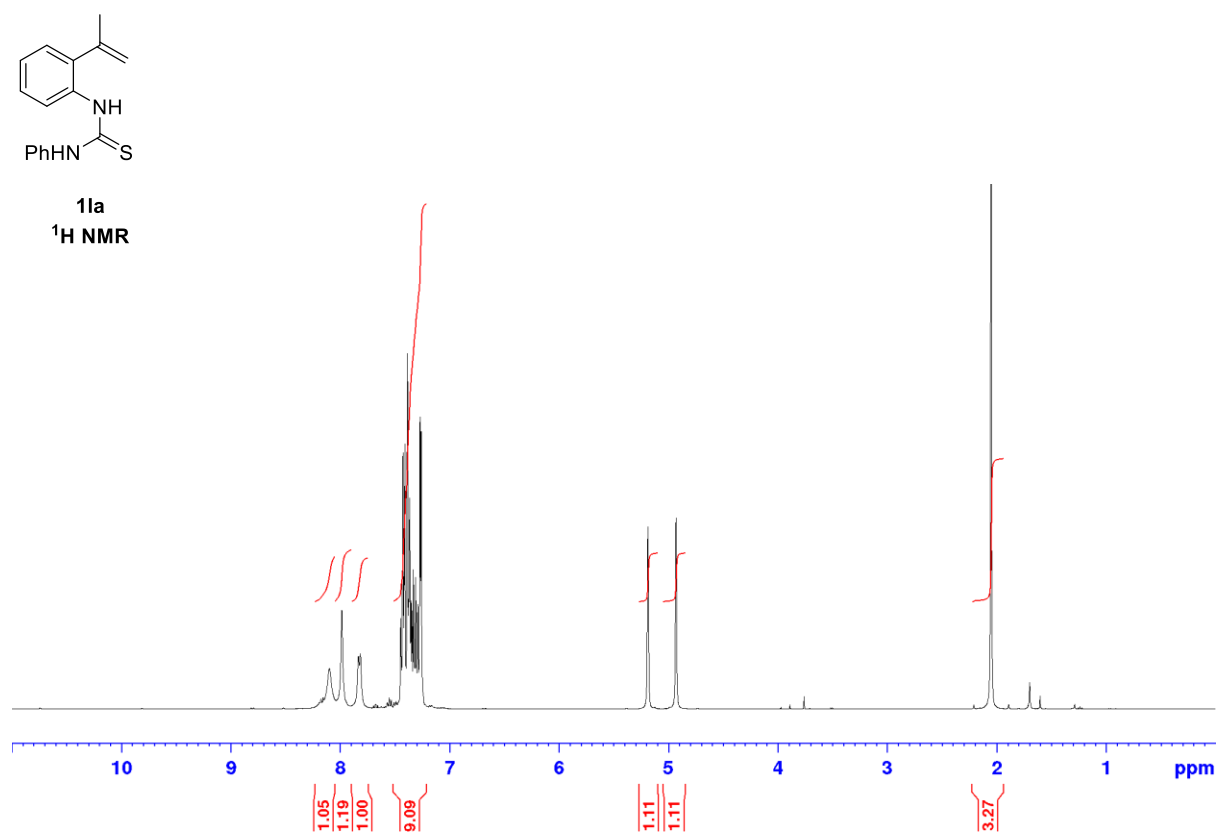


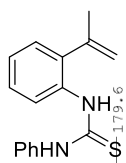
1-(2-(3,4-Dihydronaphthalen-1-yl)ethyl)-3-phenylthiourea (1ka)



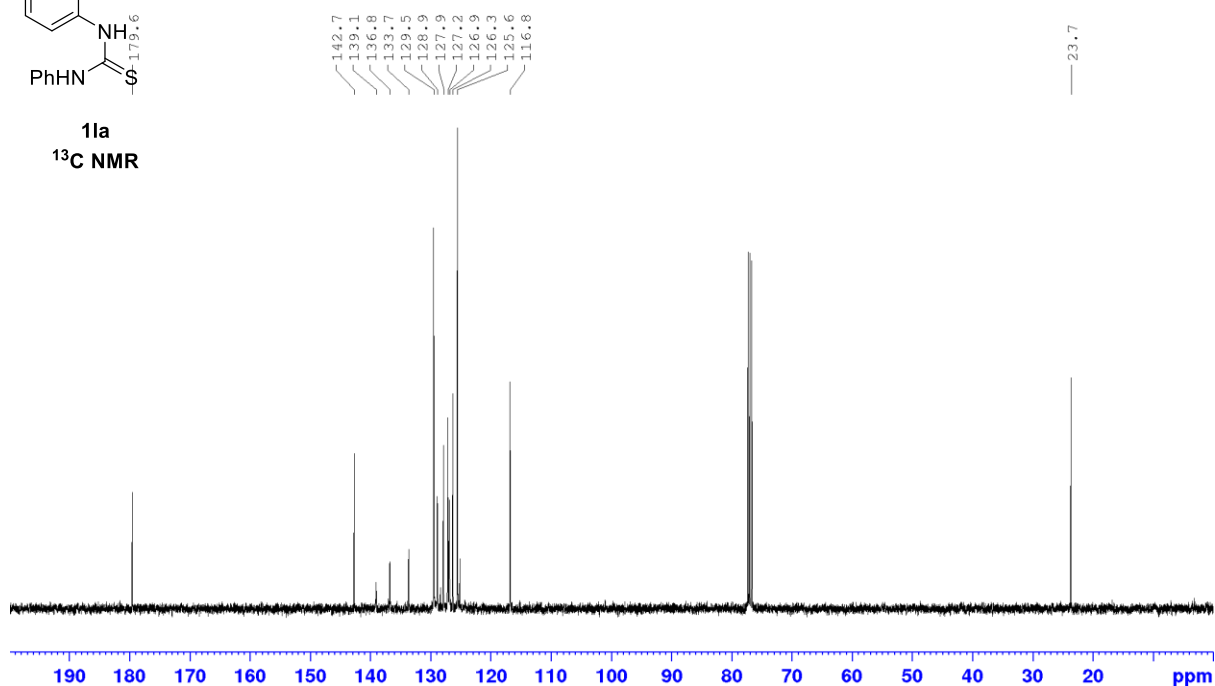


1-Phenyl-3-(2-(prop-1-en-2-yl)phenyl)thiourea (1la)

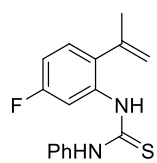




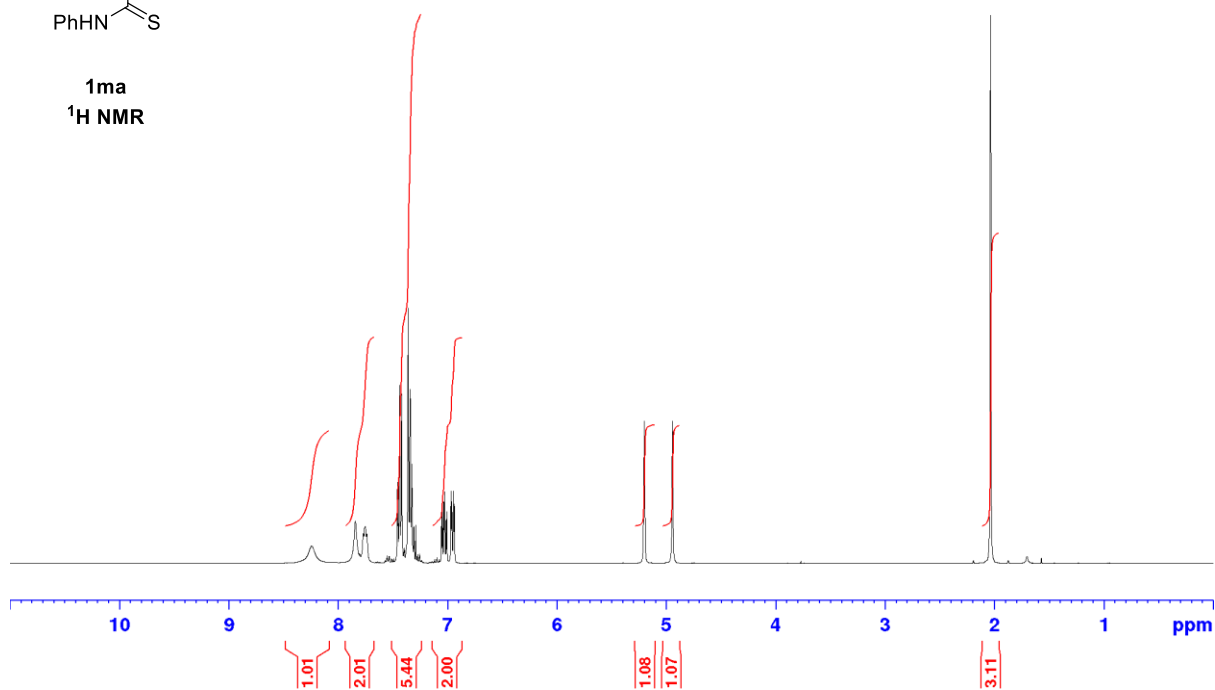
1a
¹³C NMR

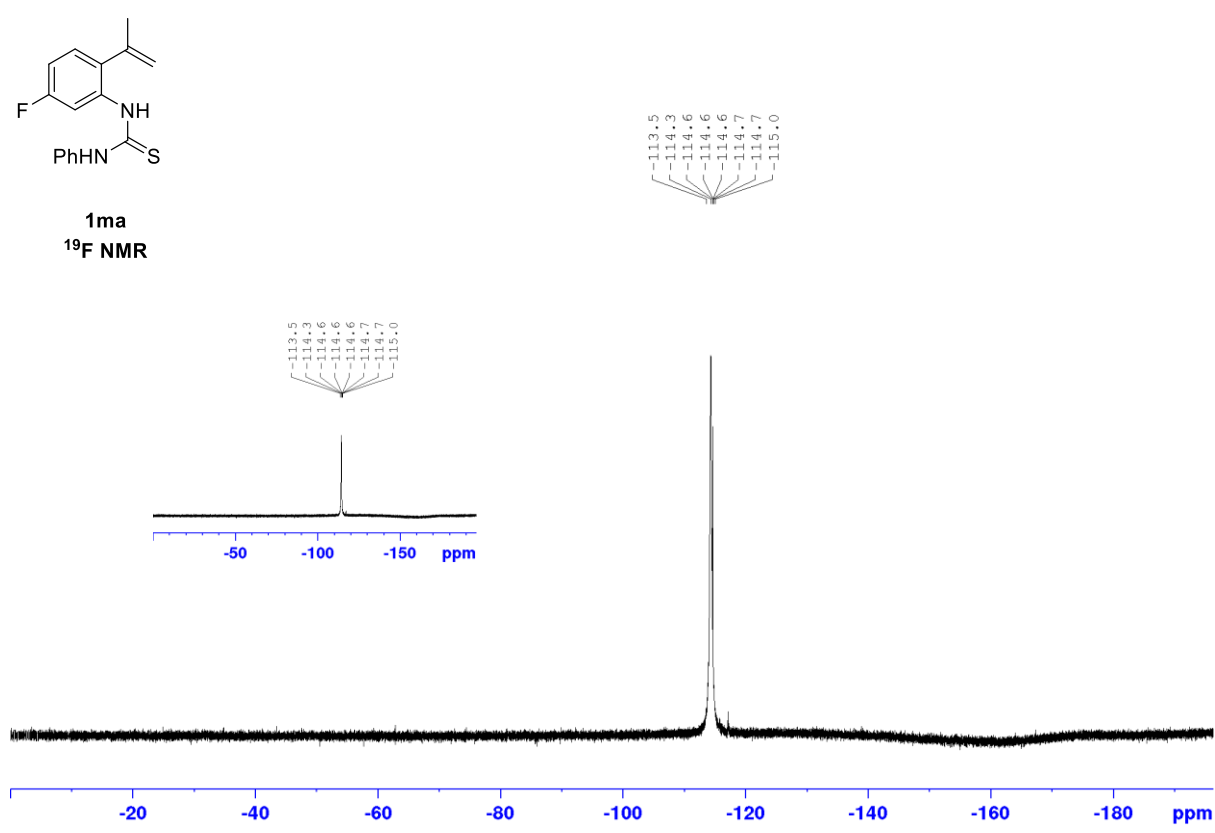
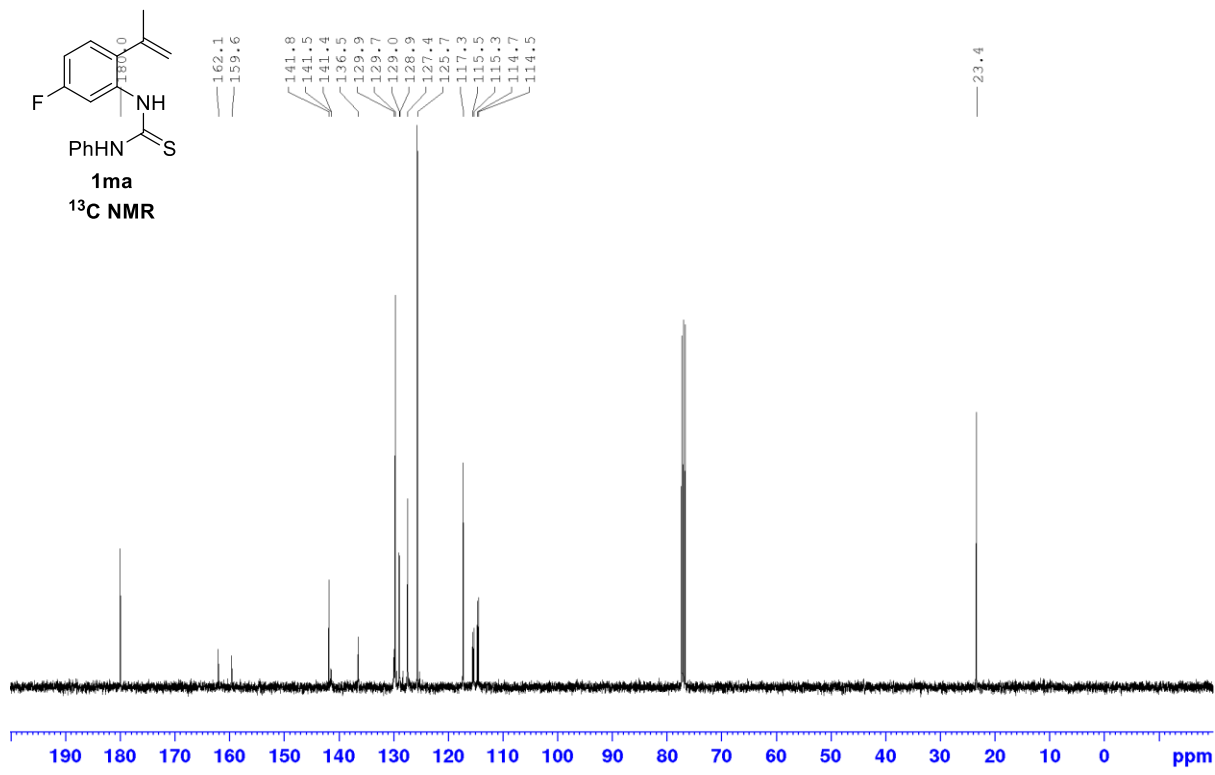


1-(5-fluoro-2-(prop-1-en-2-yl)phenyl)-3-phenylthiourea (1ma)

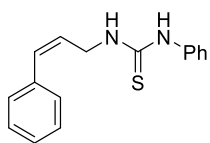


1ma
¹H NMR

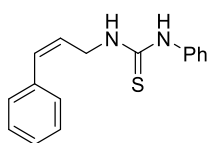
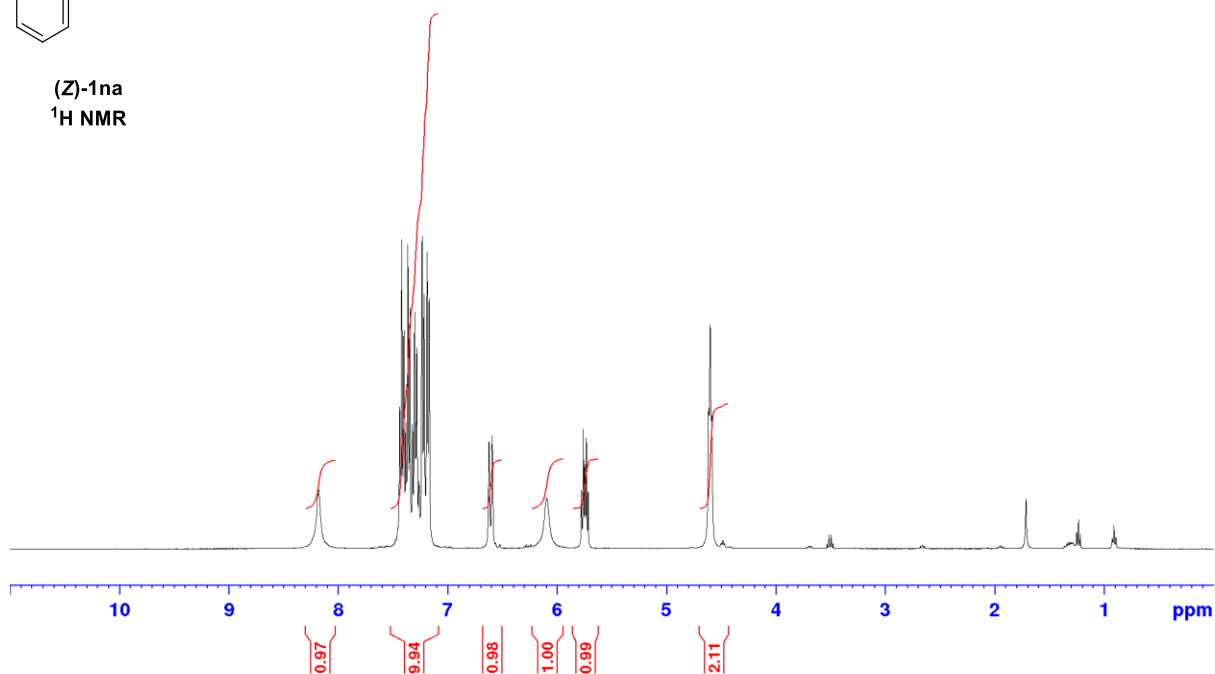




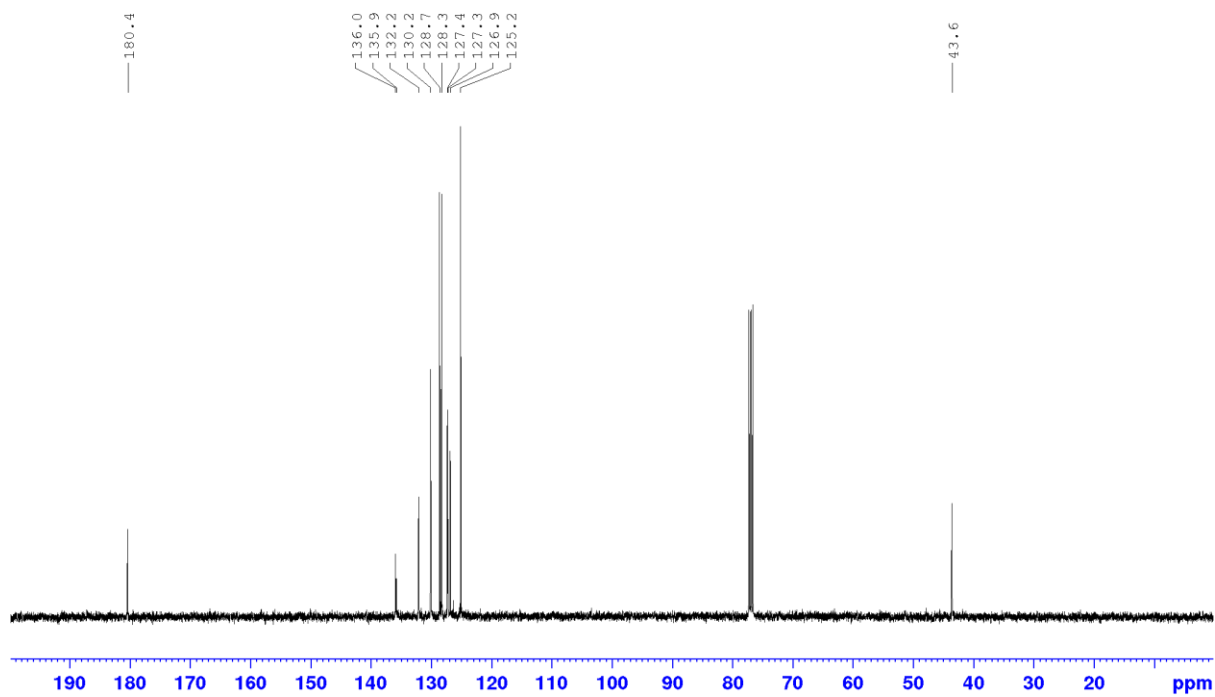
(Z)-1-Phenyl-3-m(3-phenylallyl)thiourea (Z-1na)



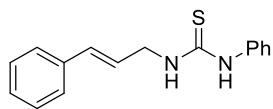
(Z)-1na
¹H NMR



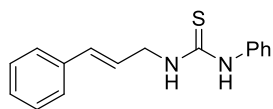
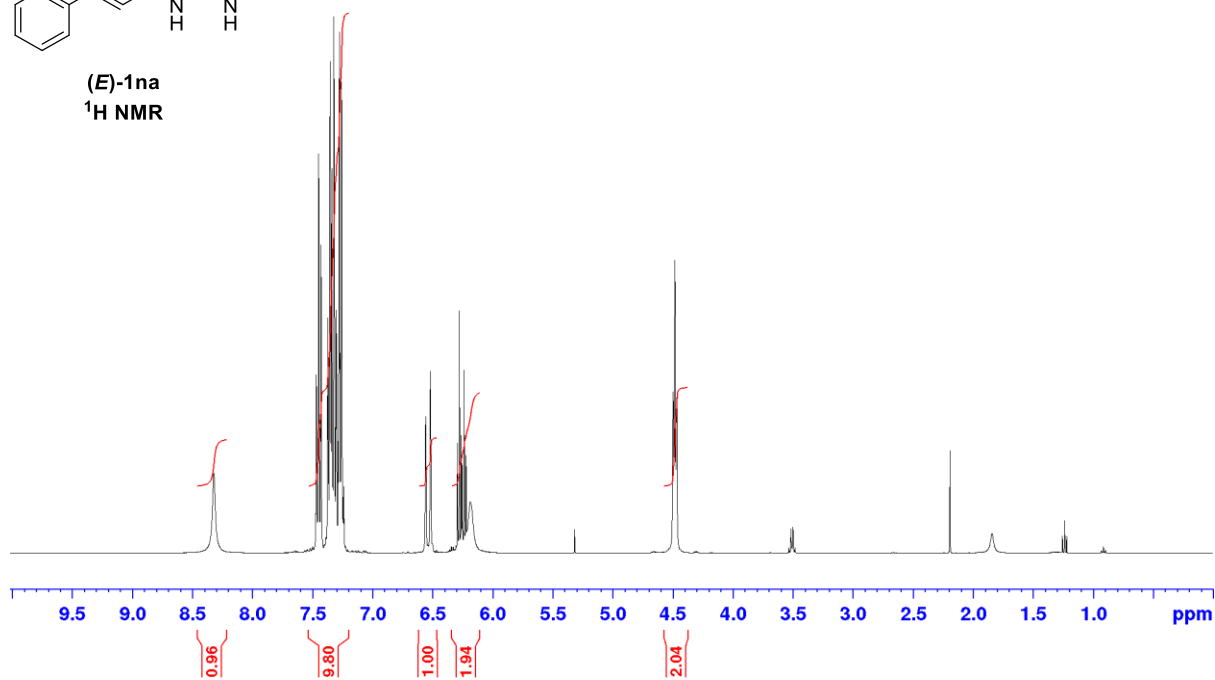
(Z)-1na
¹³C NMR



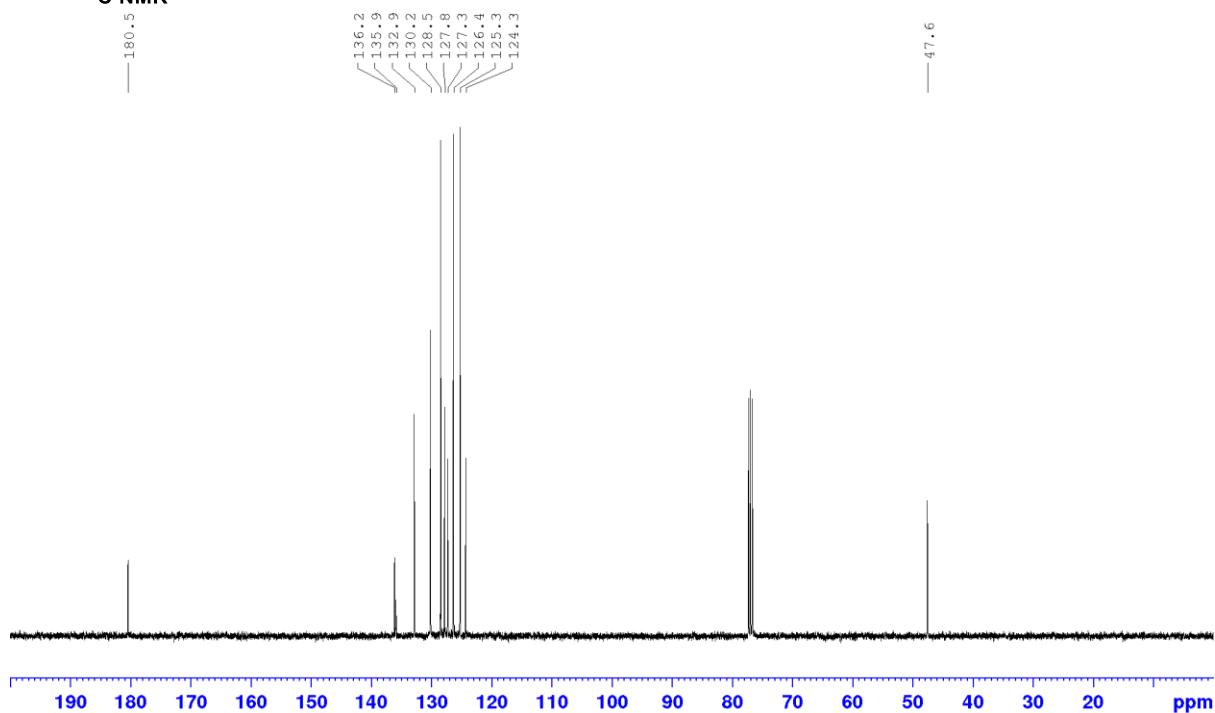
1-Cinnamyl-3-phenylthiourea (*E*-1na)



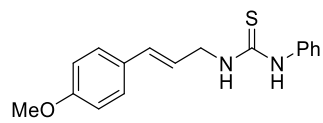
(*E*)-1na
¹H NMR



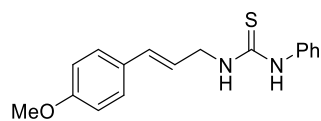
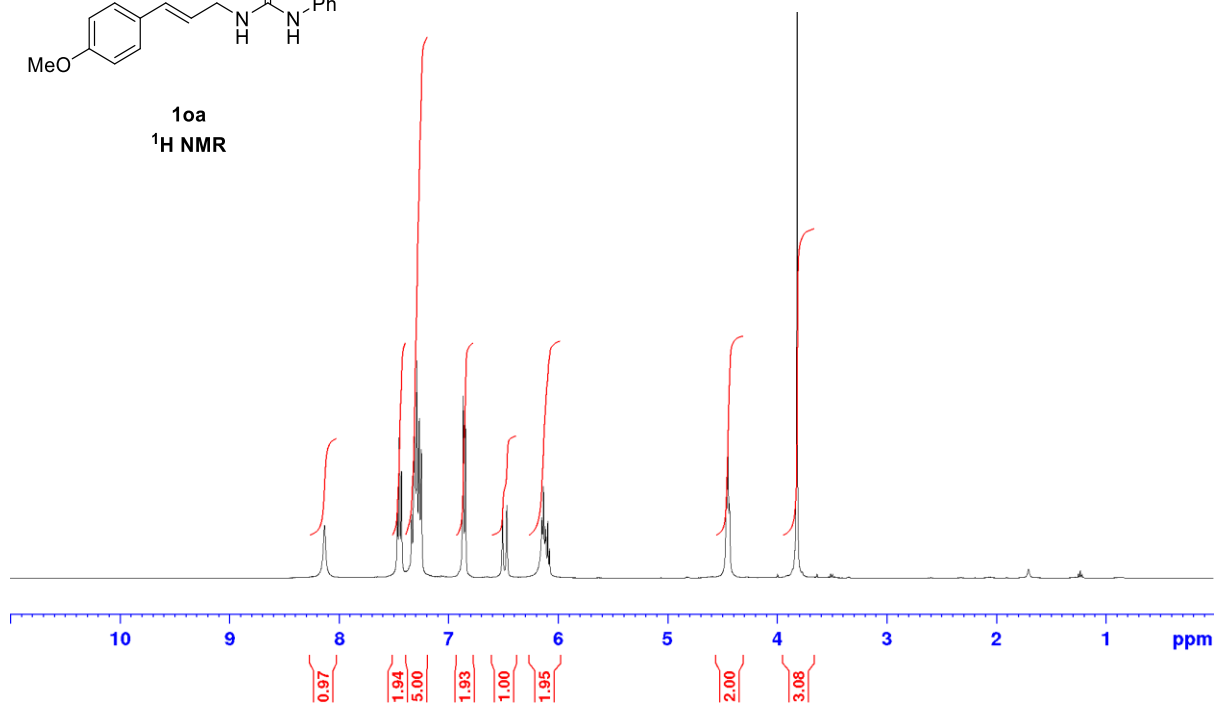
(*E*)-1na
¹³C NMR



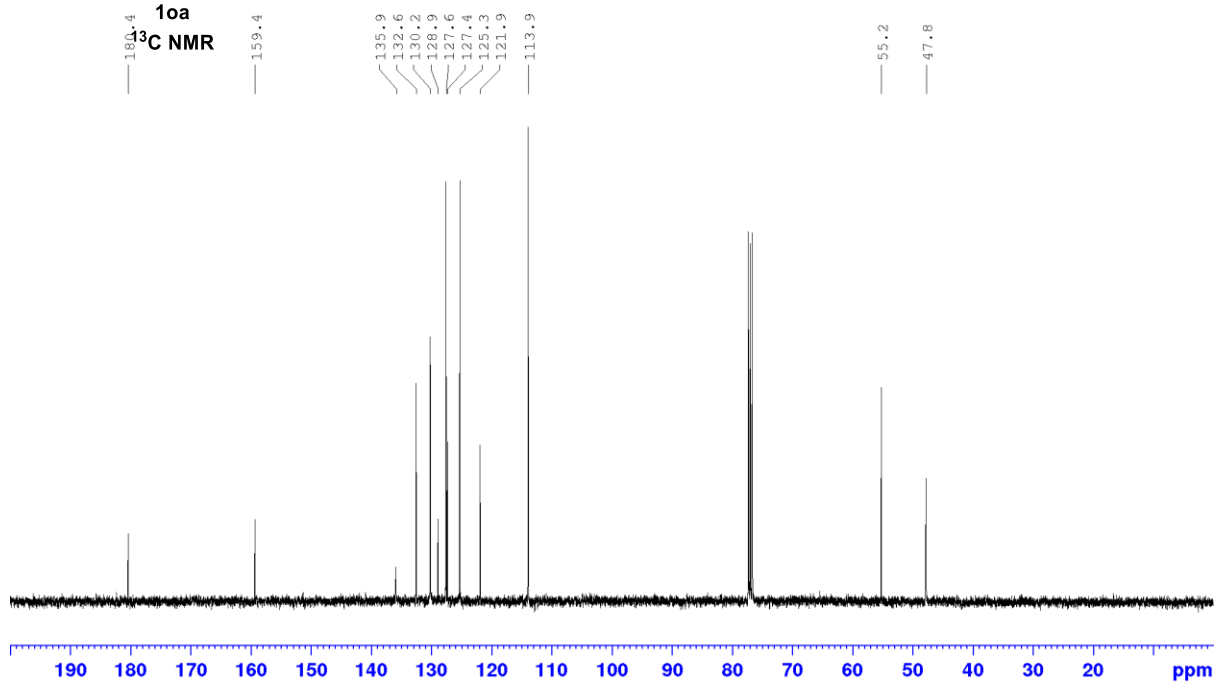
(E)-1-(3-(4-Methoxyphenyl)allyl)-3-phenylthiourea (10a)



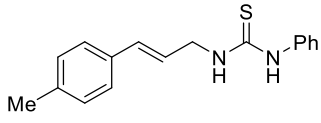
10a
¹H NMR



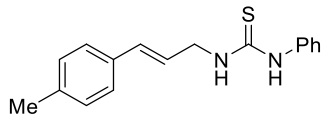
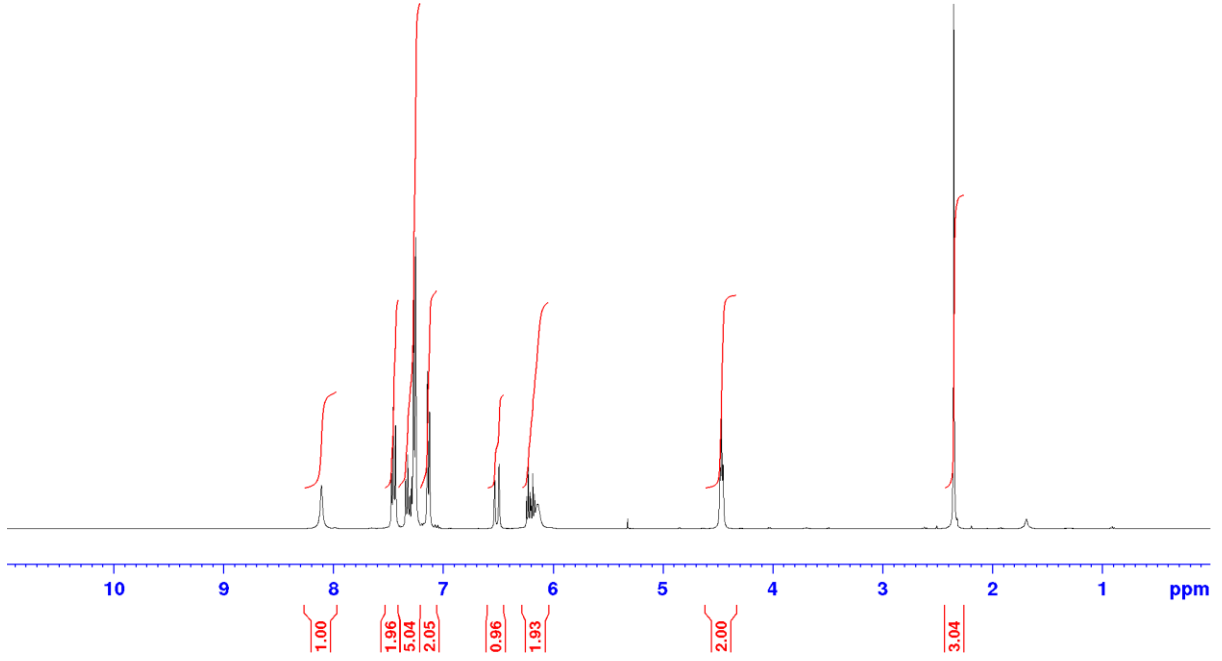
10a
¹³C NMR



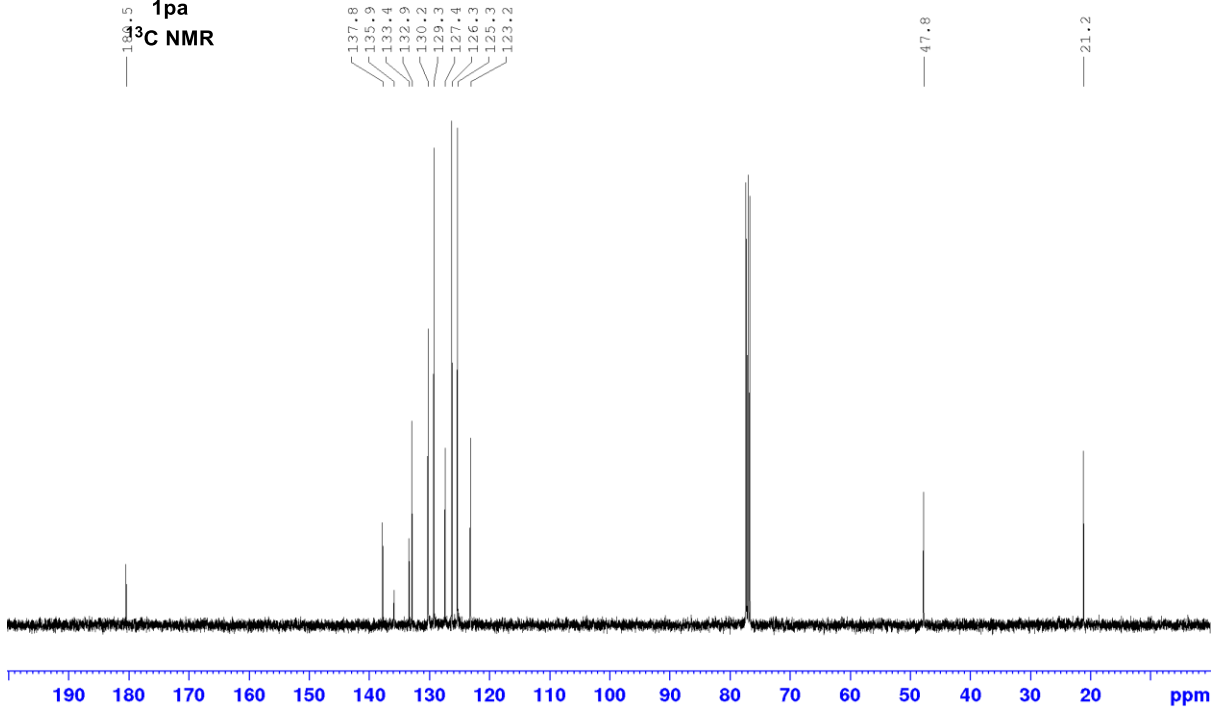
(E)-1-Phenyl-3-(3-(*p*-tolyl)allyl)thiourea (1pa)



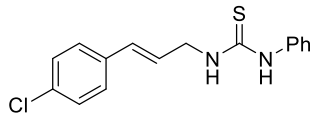
1pa
¹H NMR



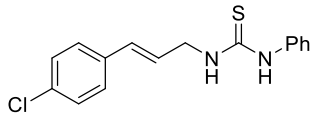
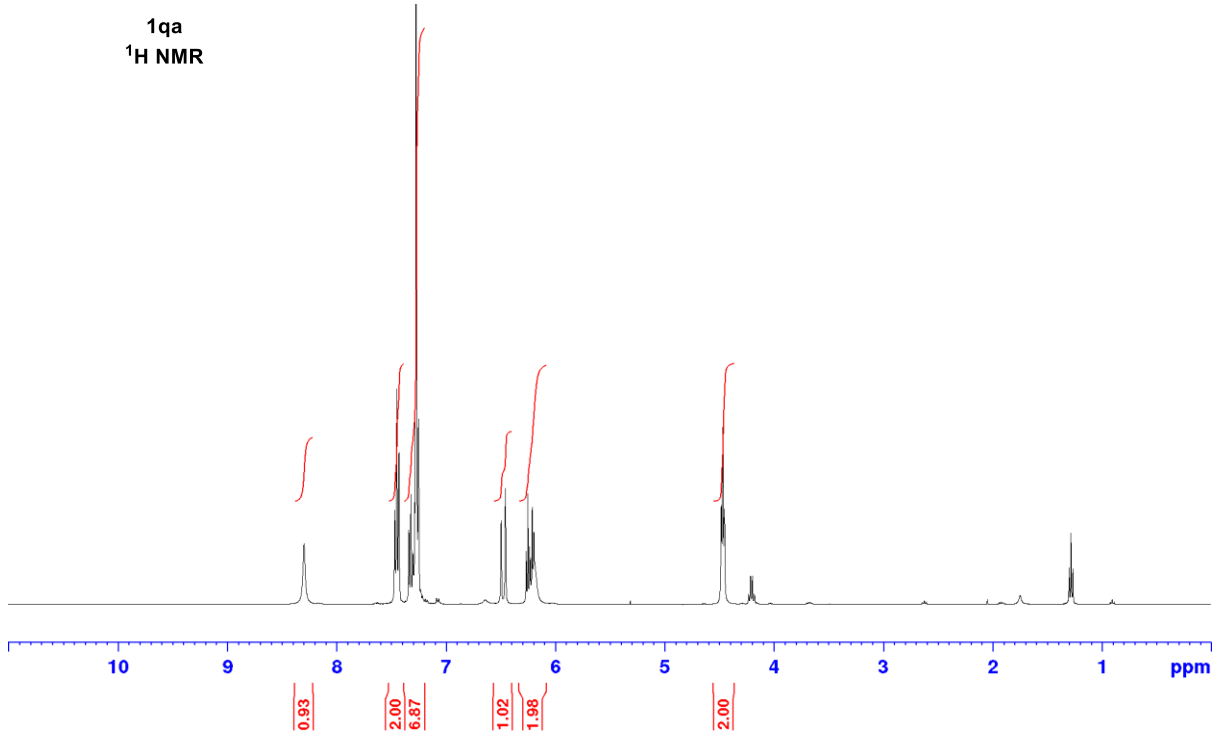
1pa
¹³C NMR



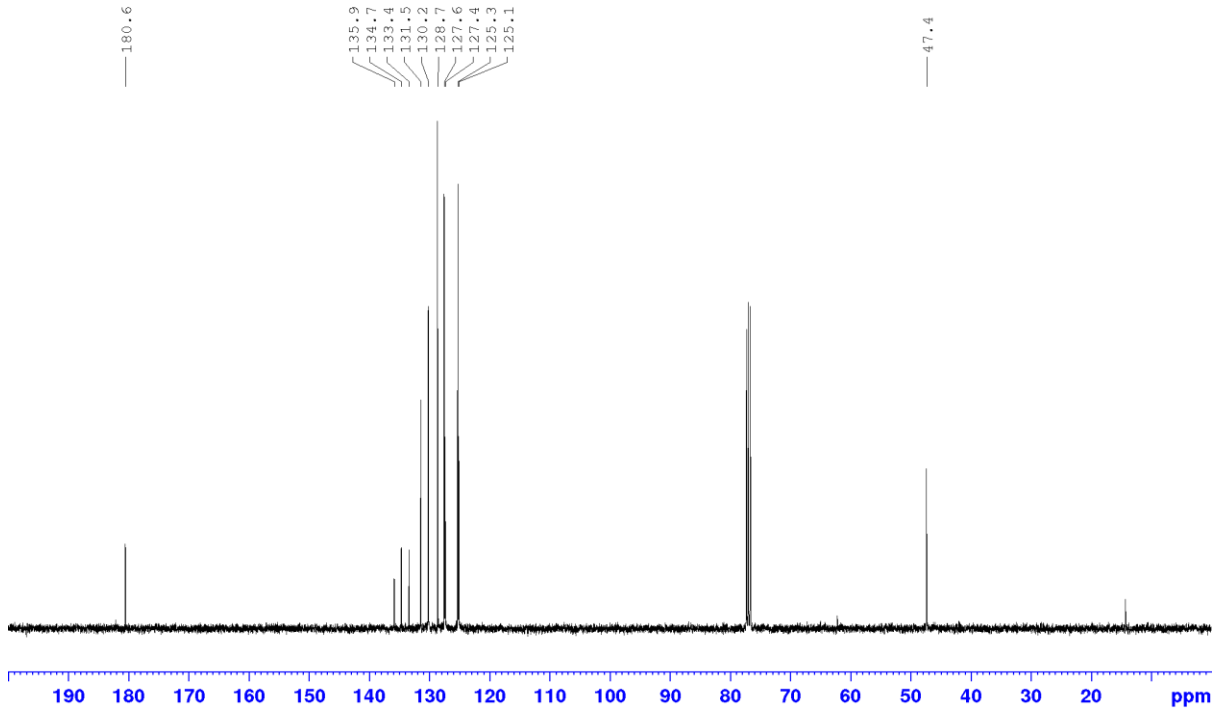
(E)-1-(3-(4-Chlorophenyl)allyl)-3-phenylthiourea (1qa)



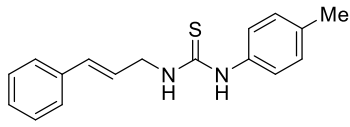
1qa
¹H NMR



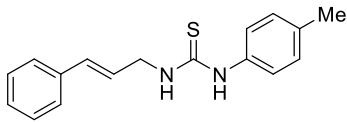
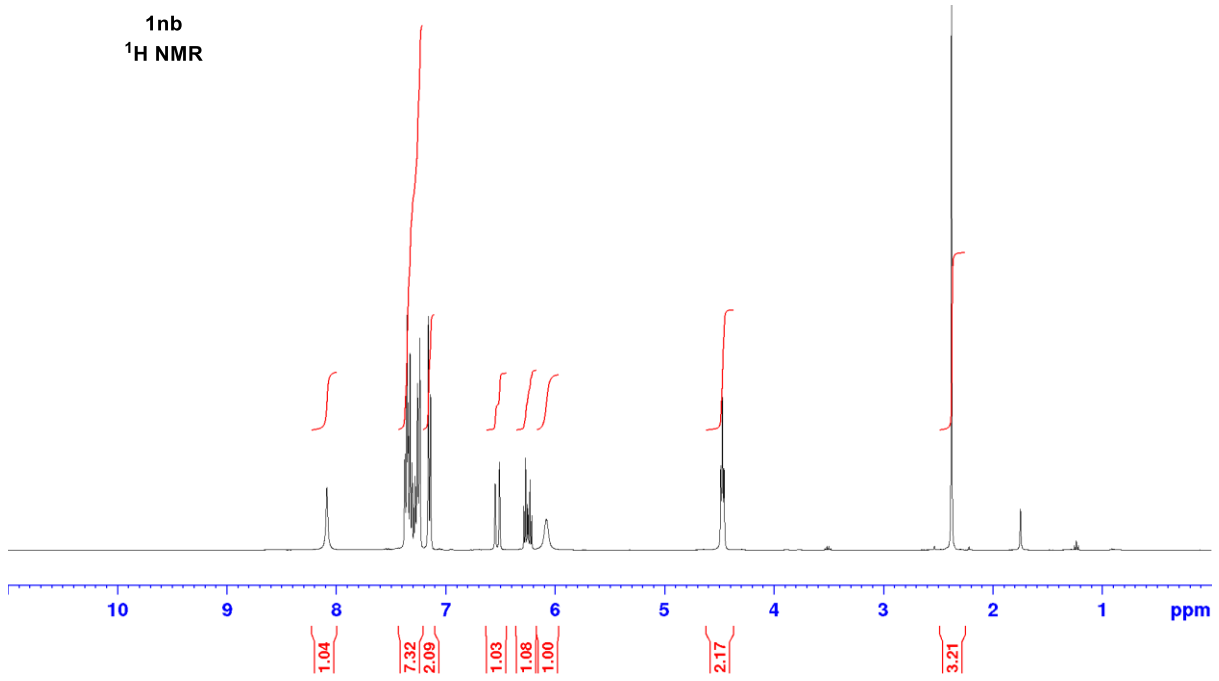
1qa
¹³C NMR



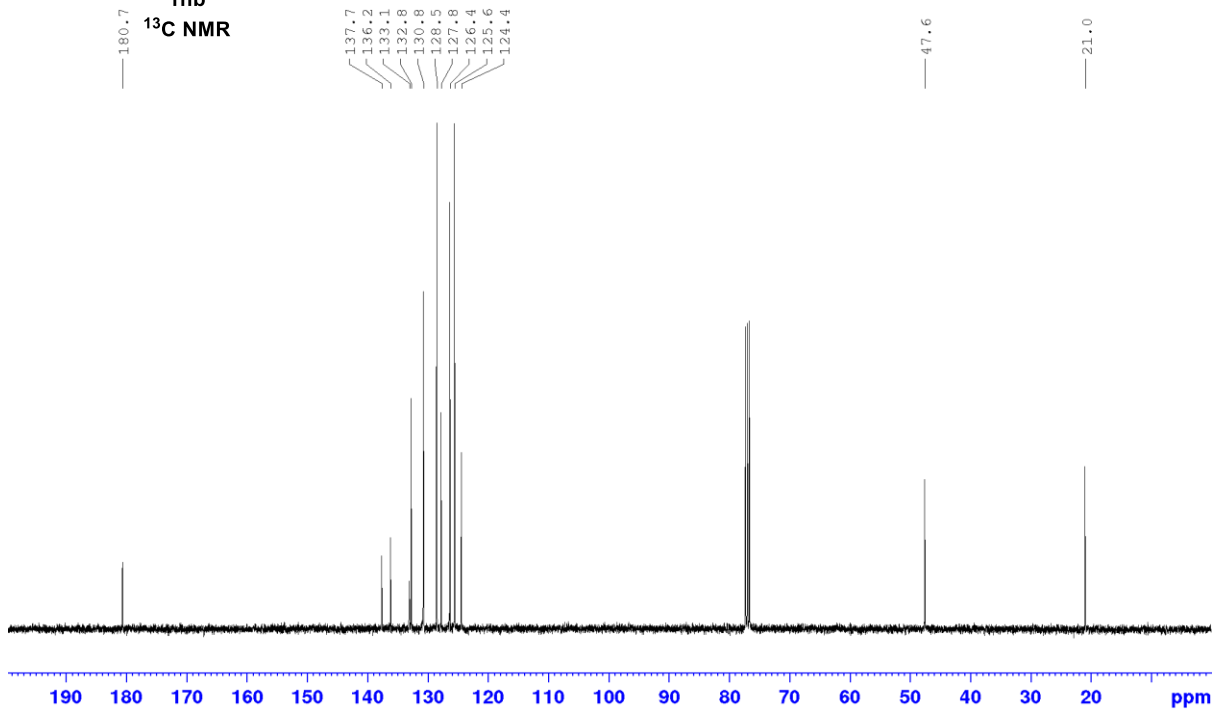
1-Cinnamyl-3-(*p*-tolyl)thiourea (1nb)



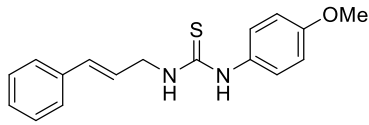
1nb
¹H NMR



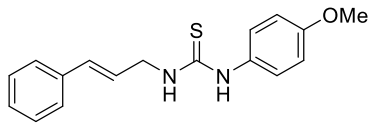
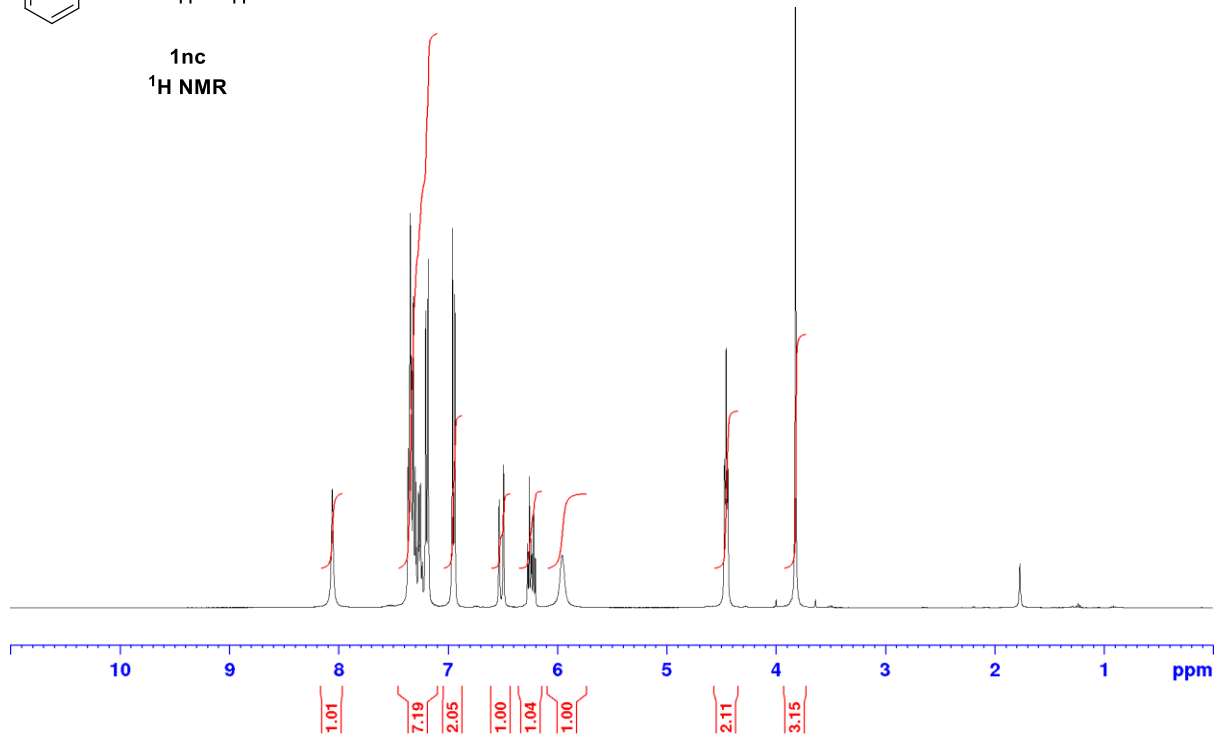
1nb
¹³C NMR



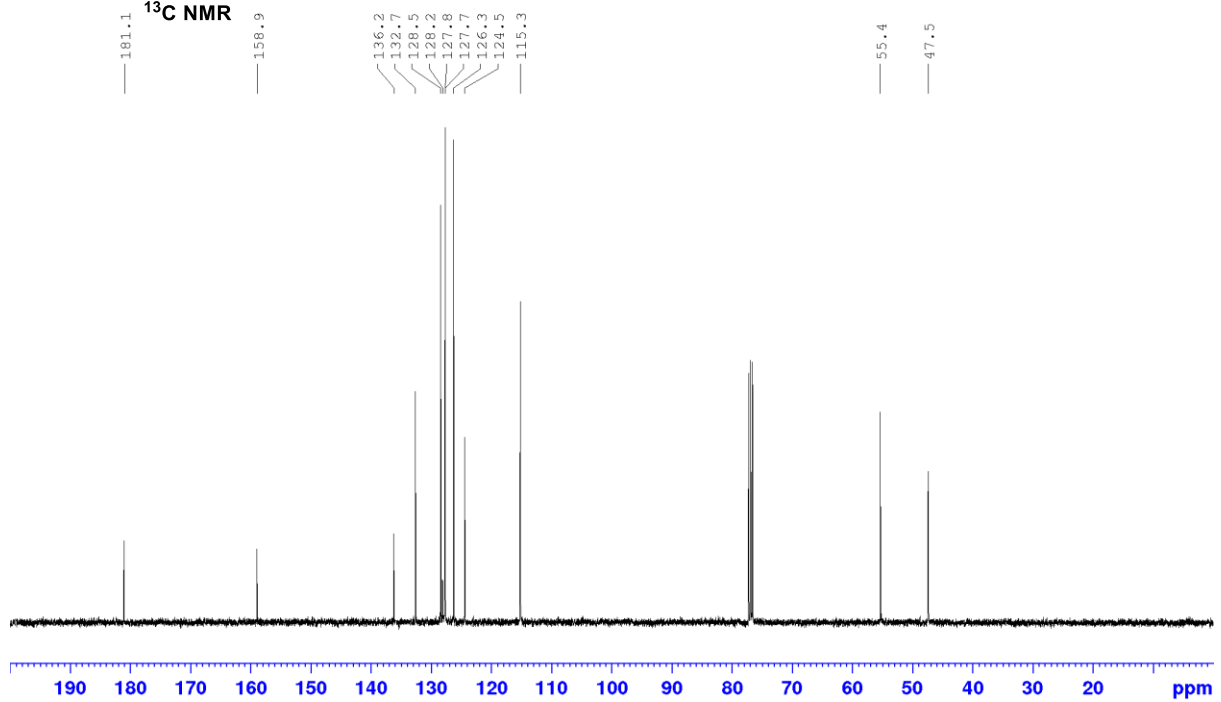
1-Cinnamyl-3-(4-methoxyphenyl)thiourea (1nc)



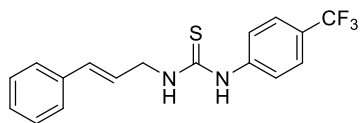
1nc
¹H NMR



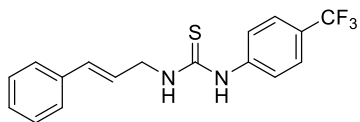
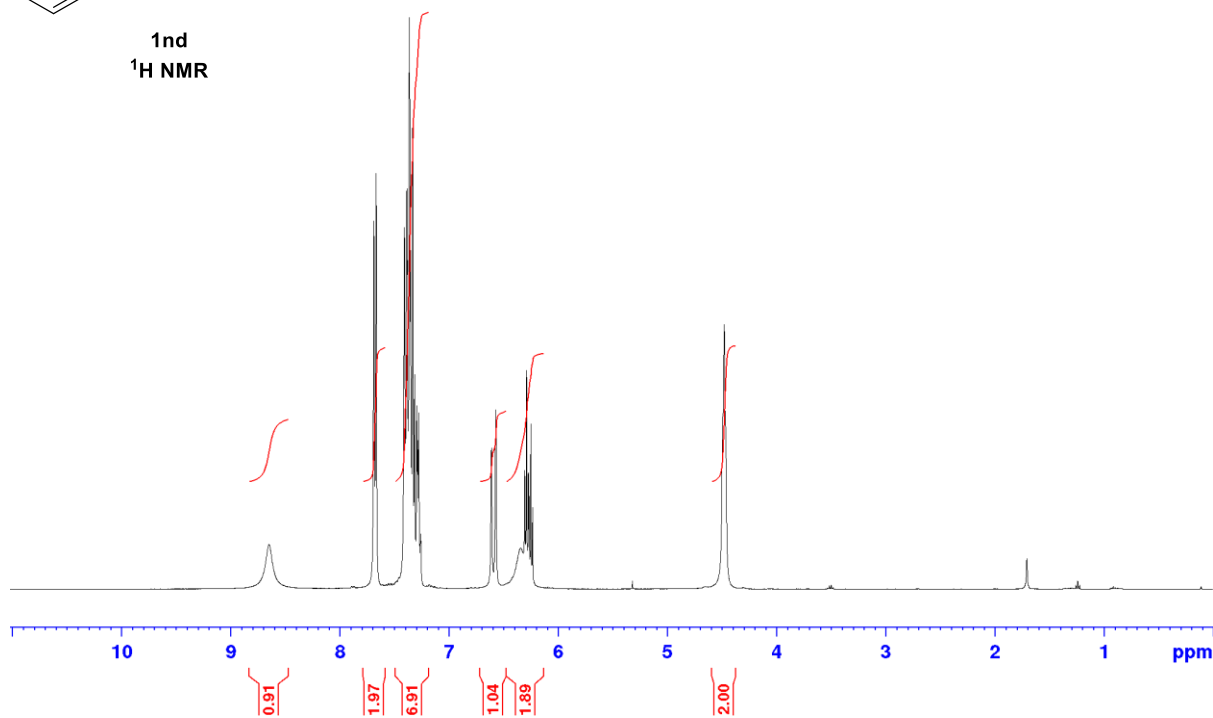
1nc
¹³C NMR



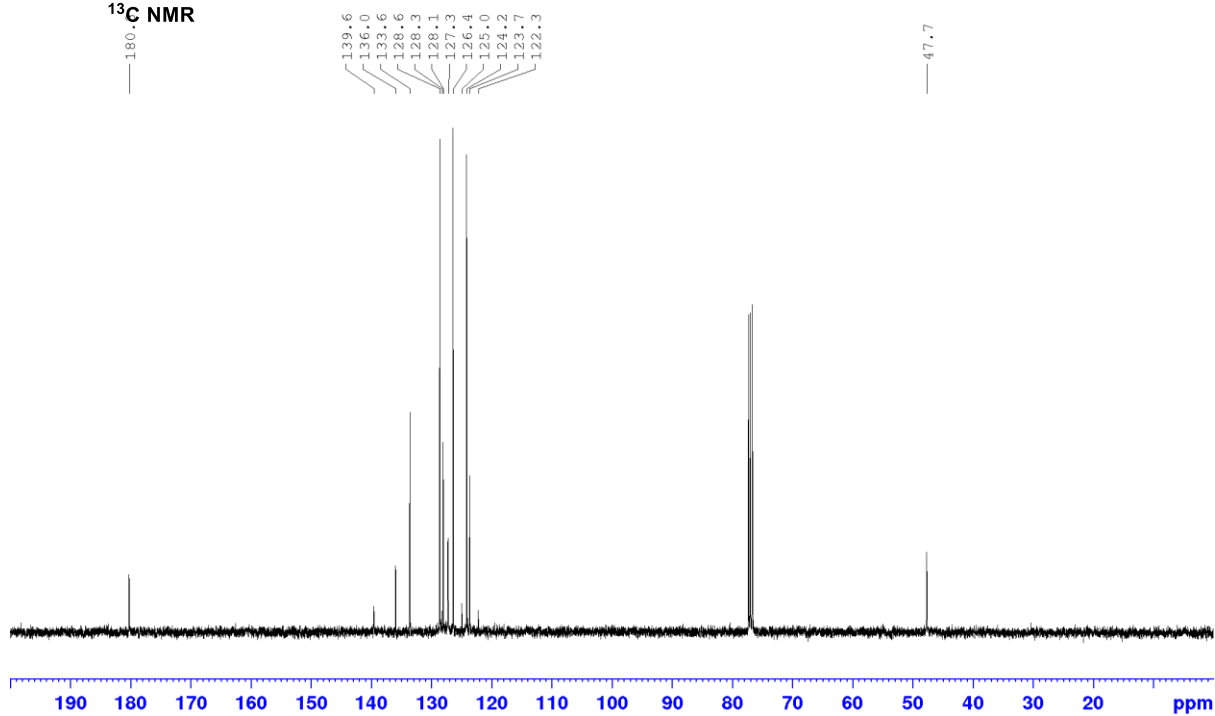
1-Cinnamyl-3-(4-(trifluoromethyl)phenyl)thiourea (1nd)

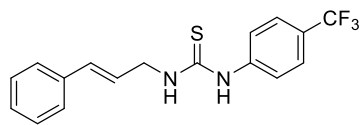


1nd
¹H NMR

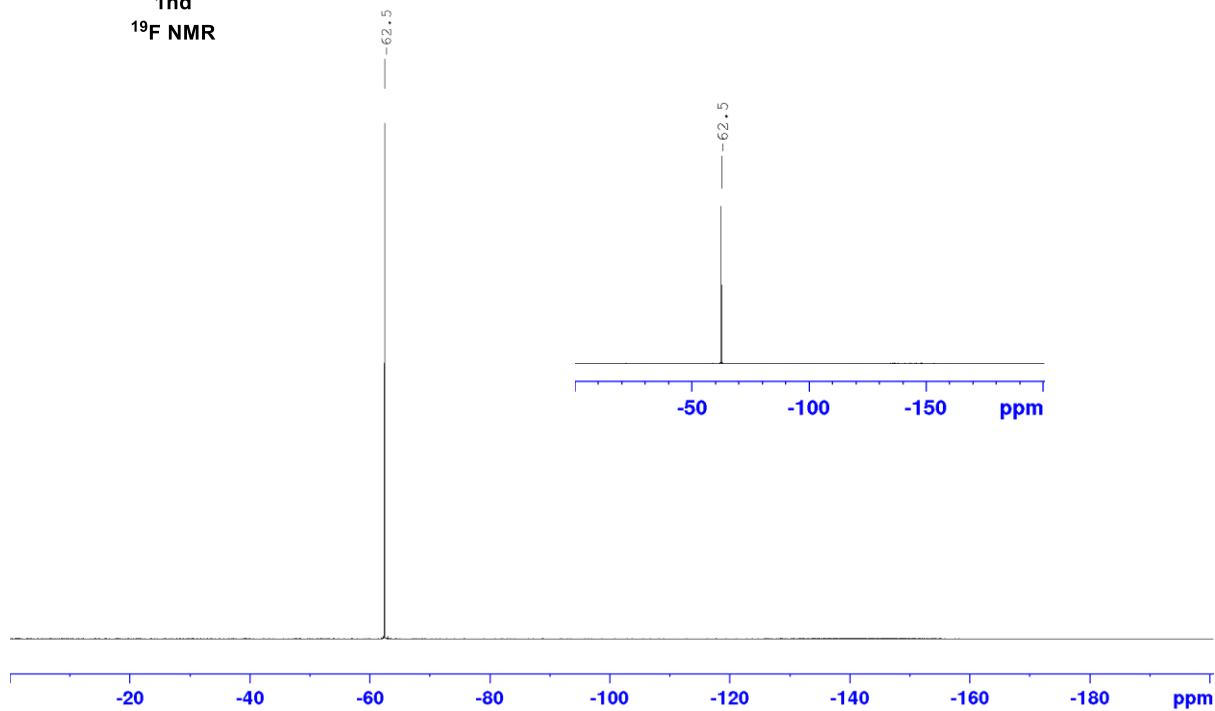


1nd
¹³C NMR

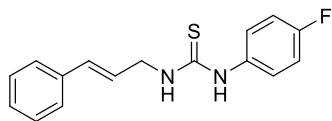




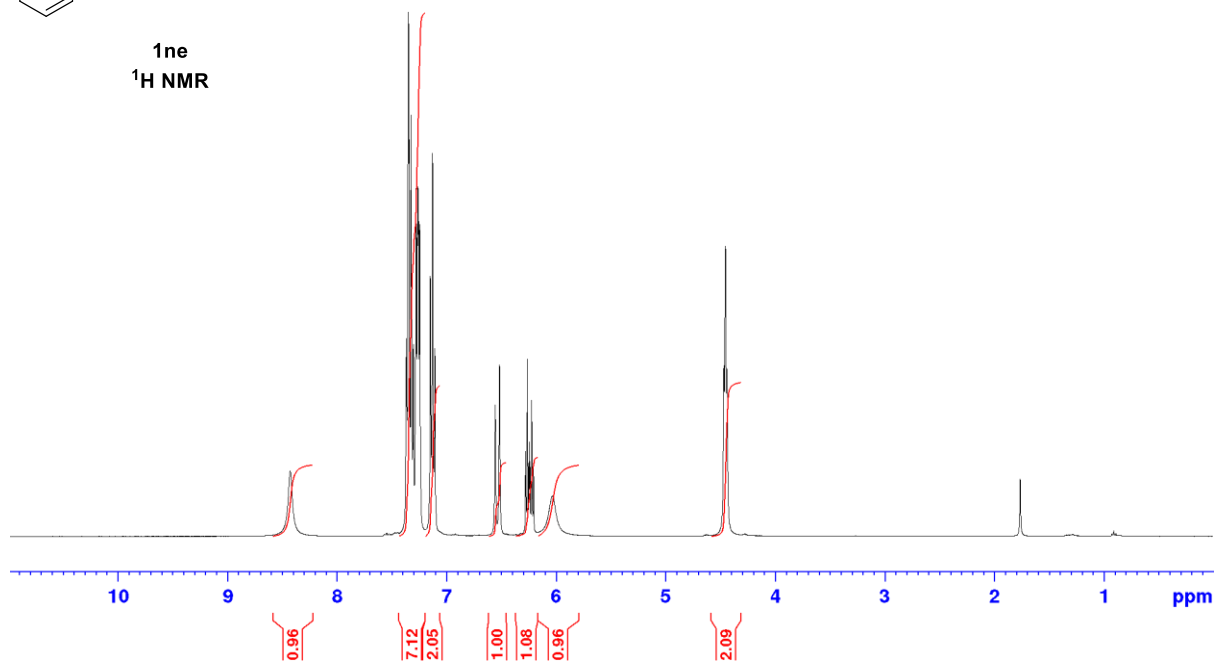
1nd
¹⁹F NMR

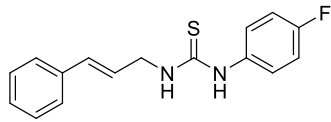


1-Cinnamyl-3-(4-fluorophenyl)thiourea (1ne)

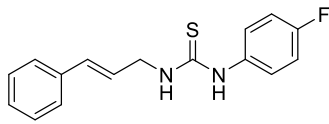
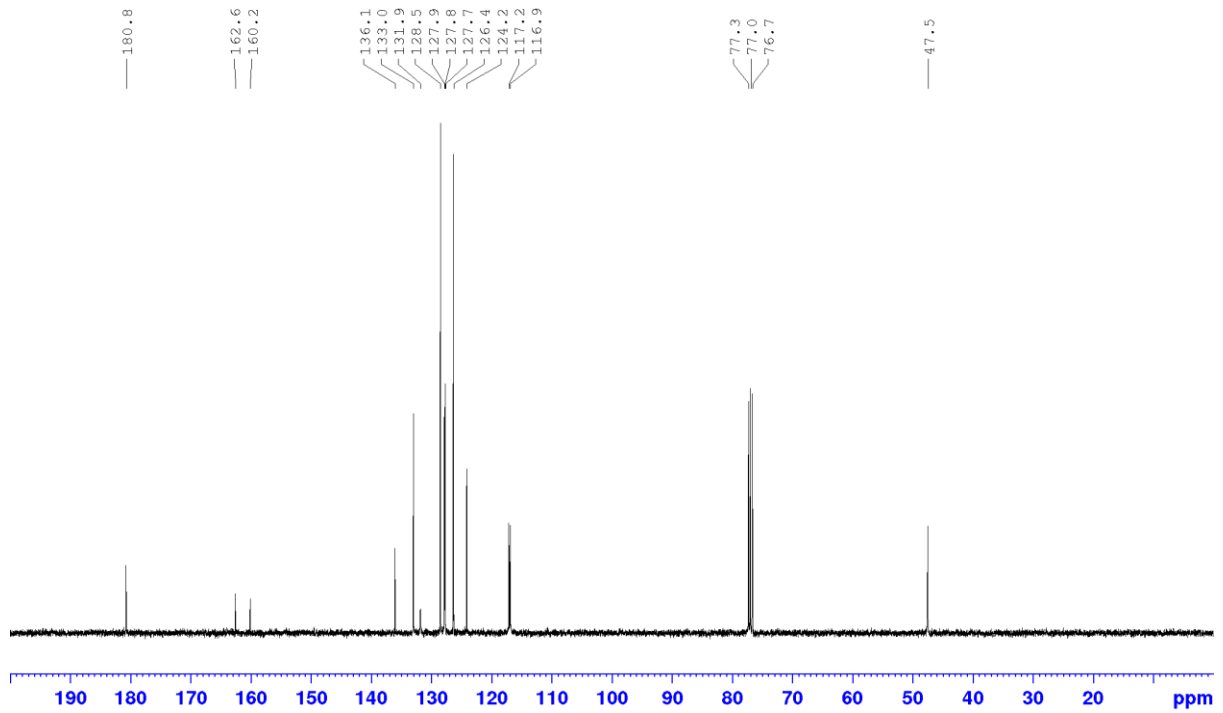


1ne
¹H NMR

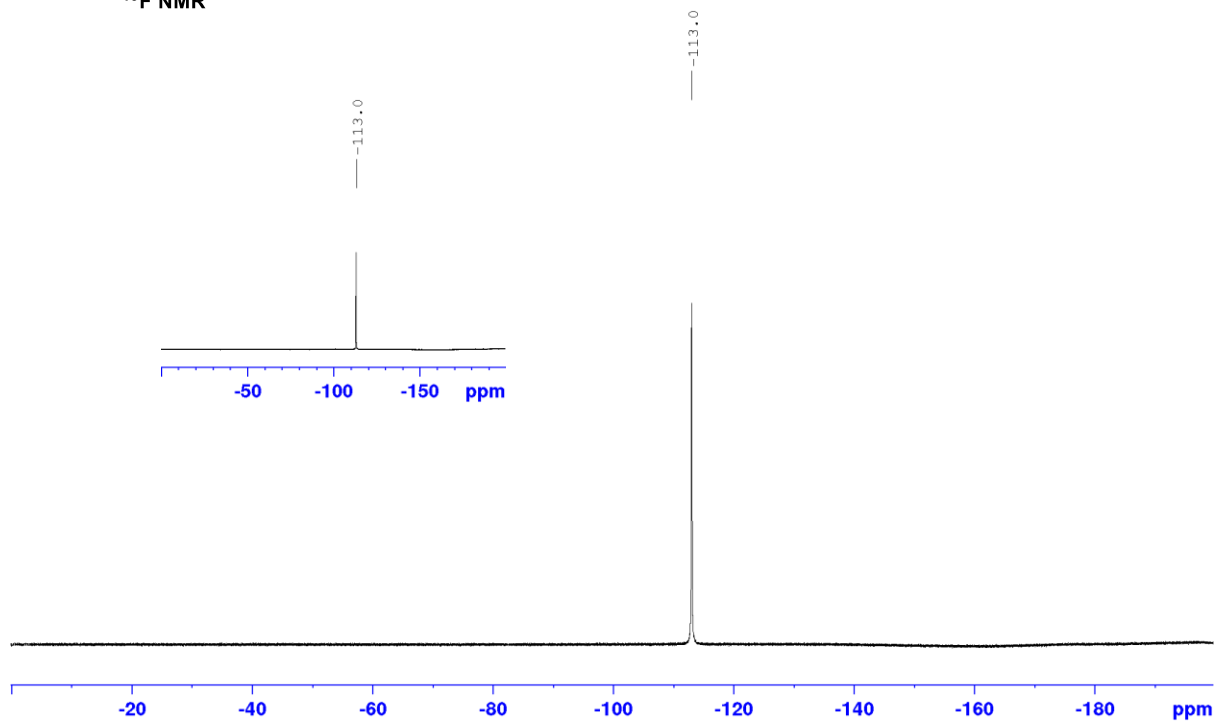




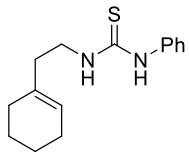
1ne
¹³C NMR



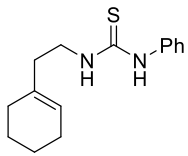
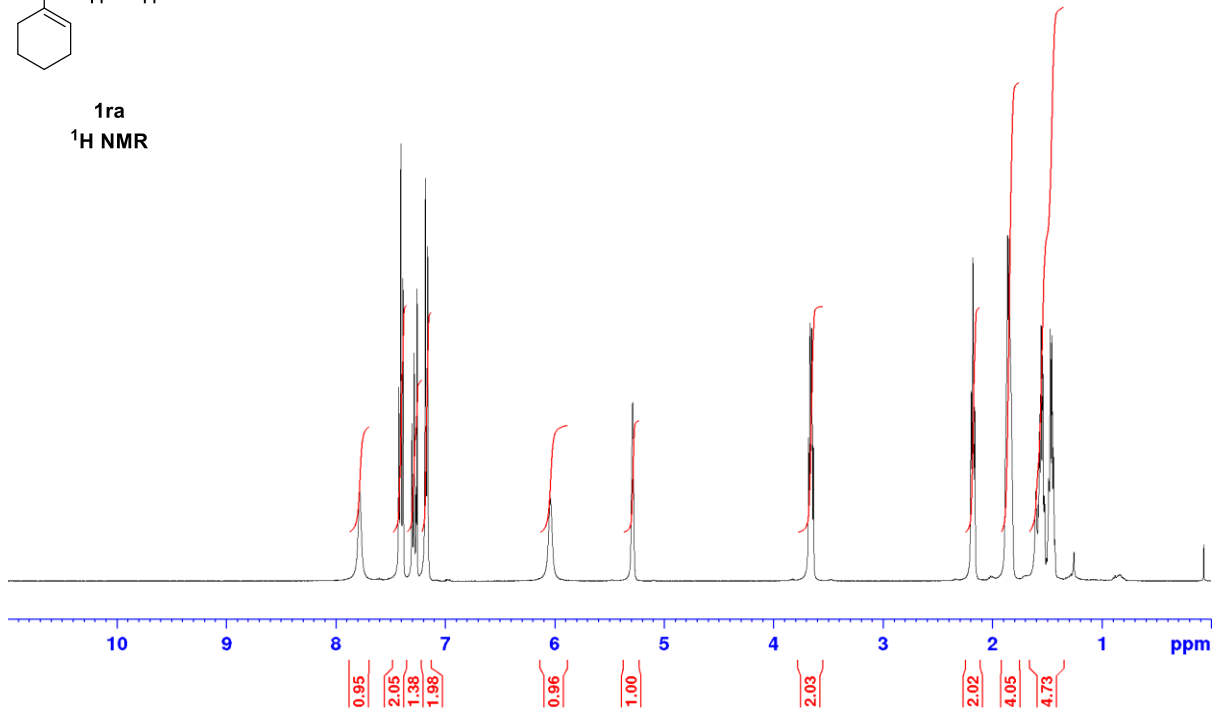
1ne
¹⁹F NMR



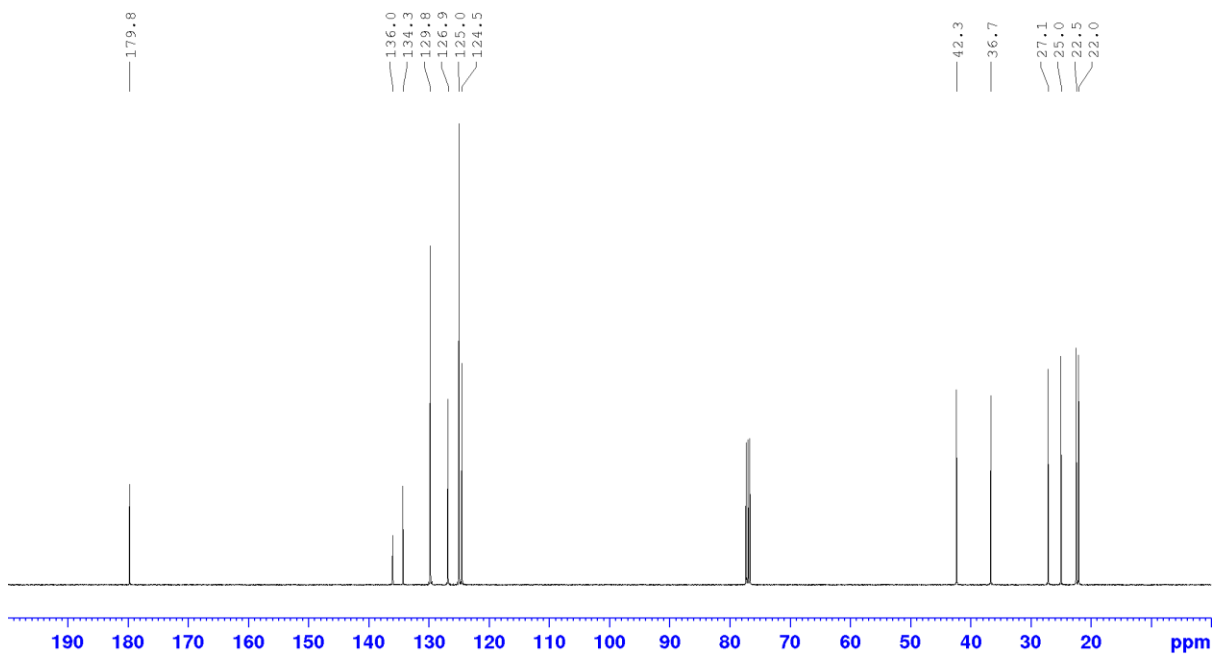
1-(2-(Cyclohex-1-en-1-yl)ethyl)-3-phenylthiourea (1ra)



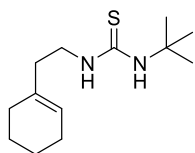
1ra
¹H NMR



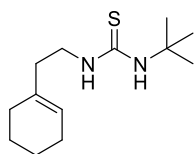
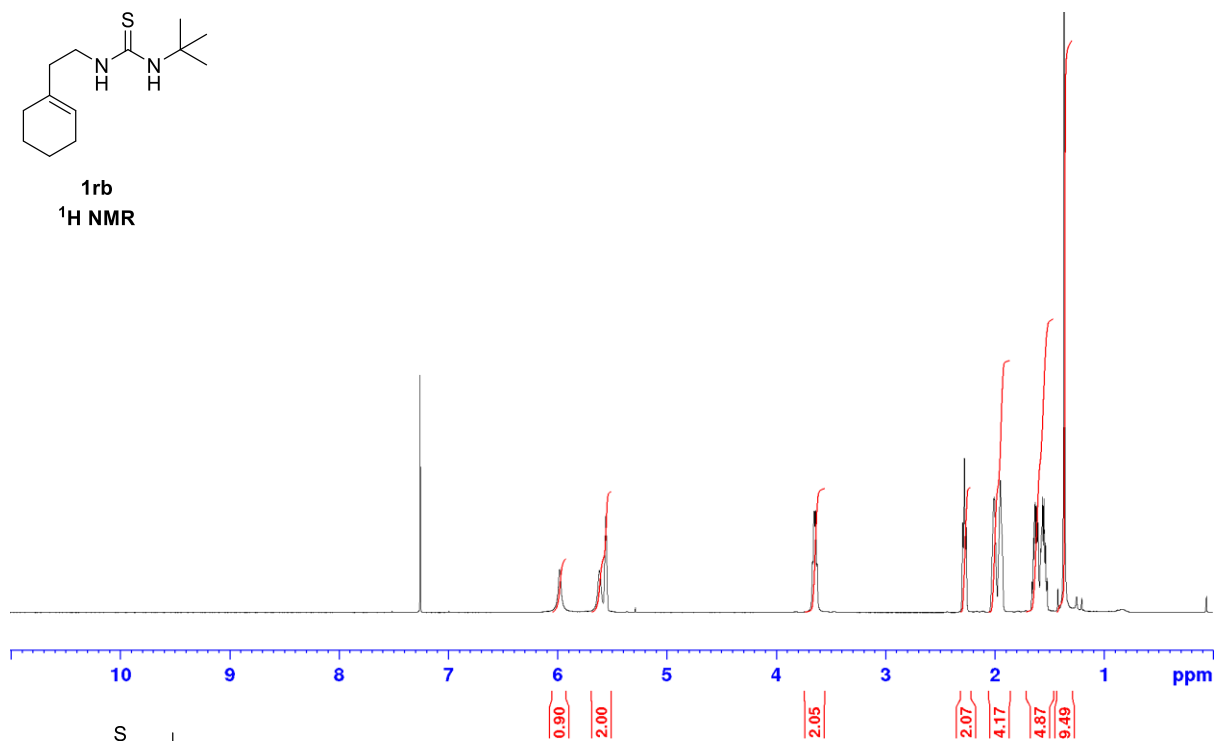
1ra
¹³C NMR



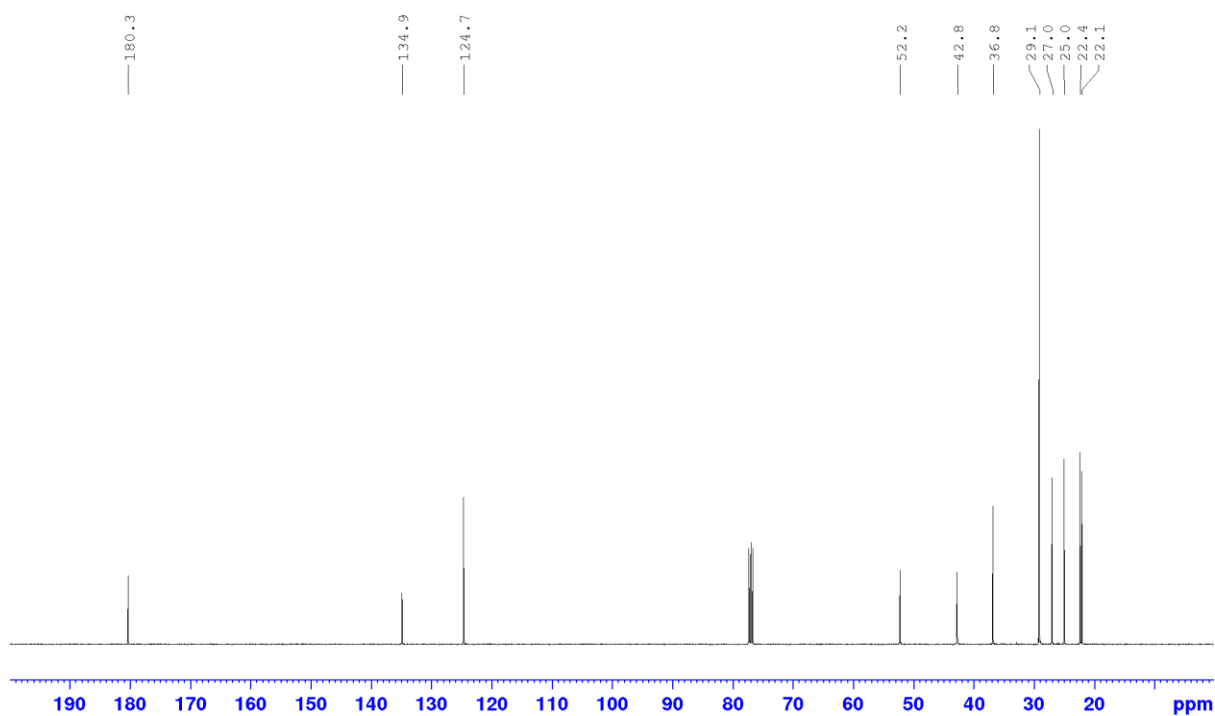
1-(Tert-butyl)-3-(2-(cyclohex-1-en-1-yl)ethyl)thiourea (1rb)



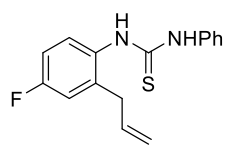
1rb
¹H NMR



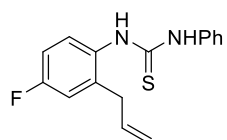
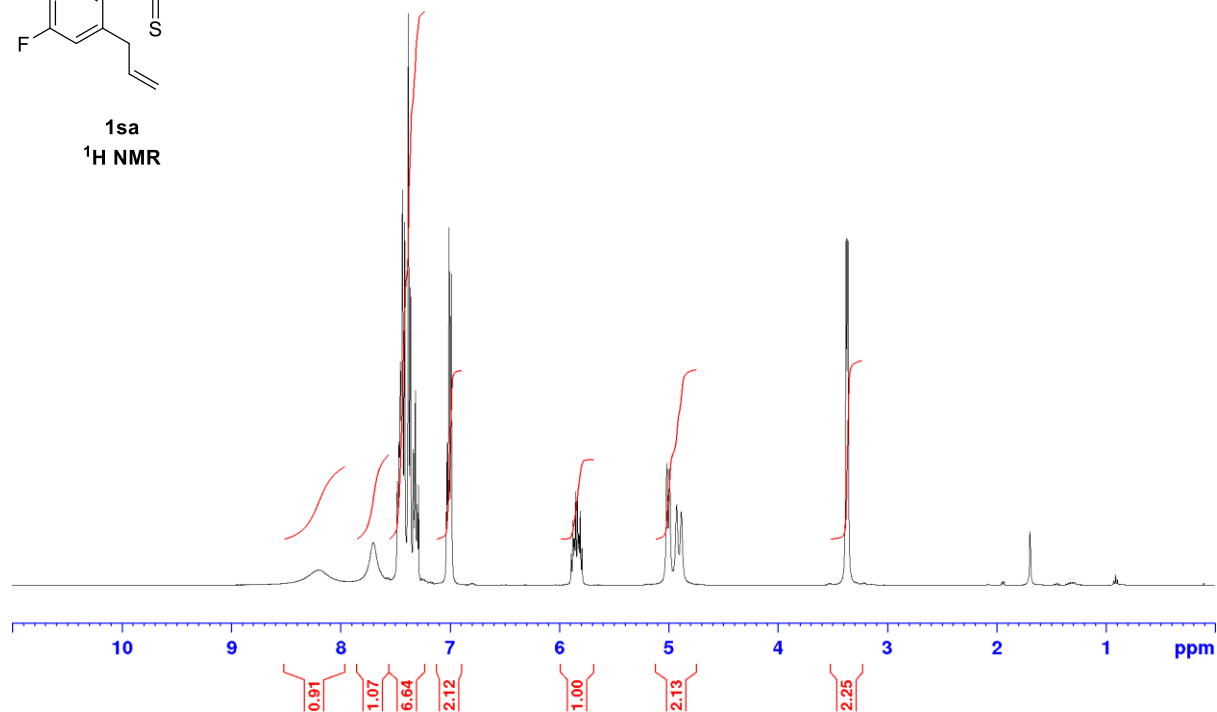
1rb
¹³C NMR



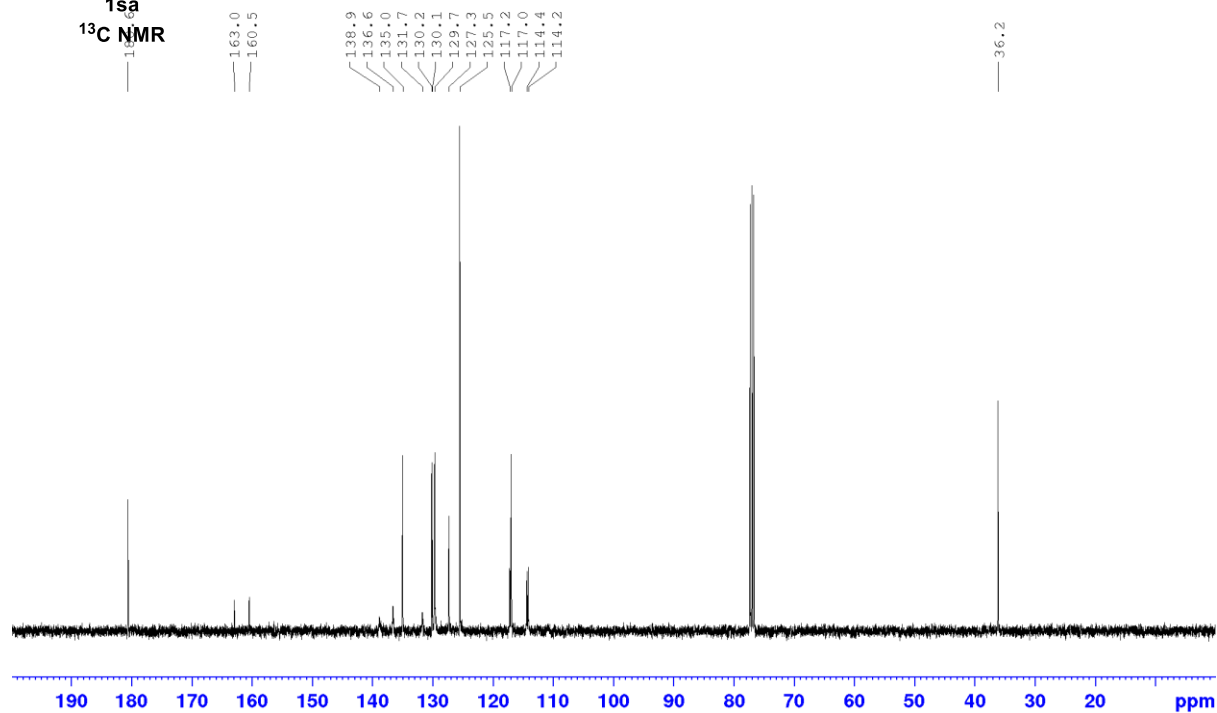
1-(2-Allyl-4-fluorophenyl)-3-phenylthiourea (1sa)

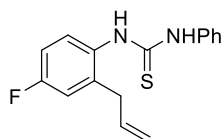


1sa
¹H NMR

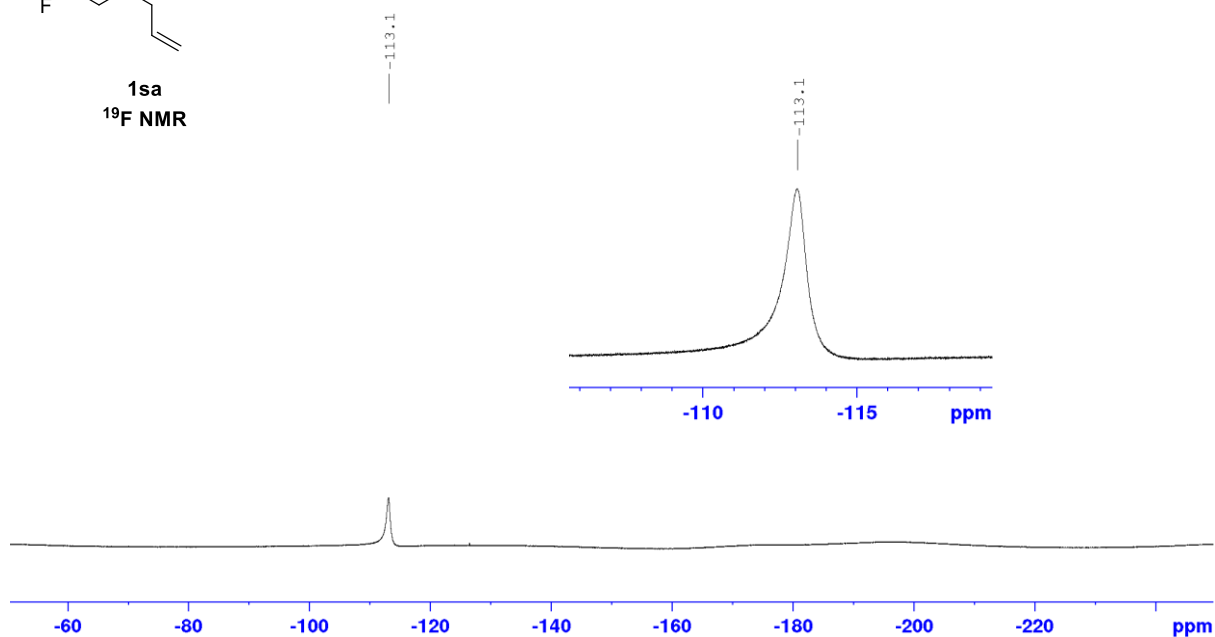


1sa
¹³C NMR

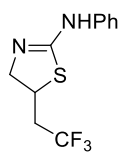




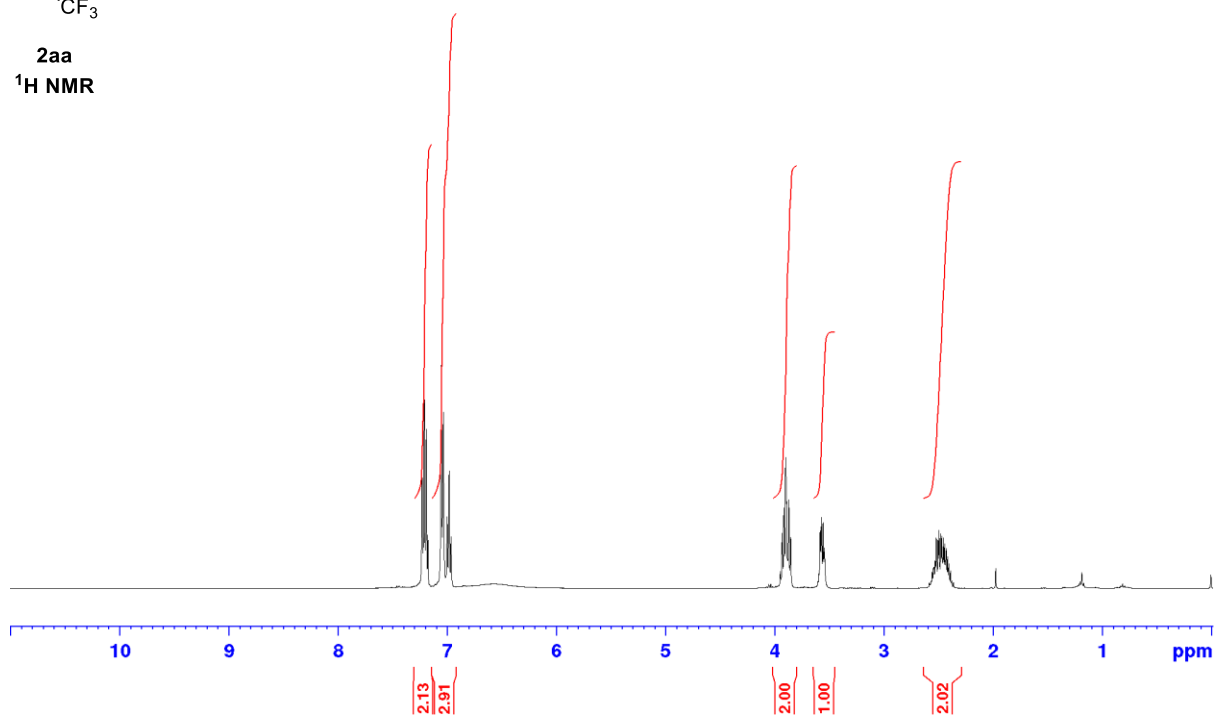
1sa
¹⁹F NMR

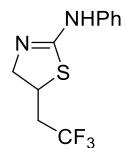


***N*-Phenyl-5-(2,2,2-trifluoroethyl)-4,5-dihydrothiazol-2-amine (2aa)**

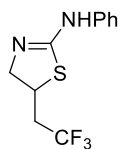
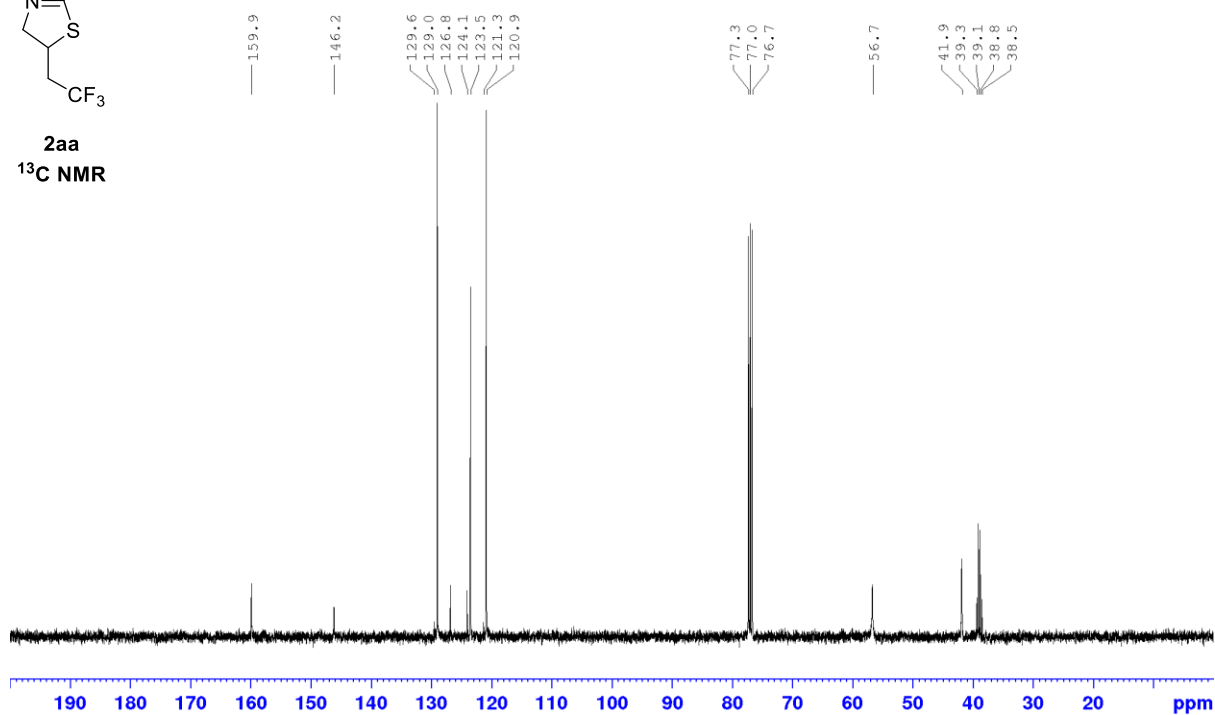


2aa
¹H NMR

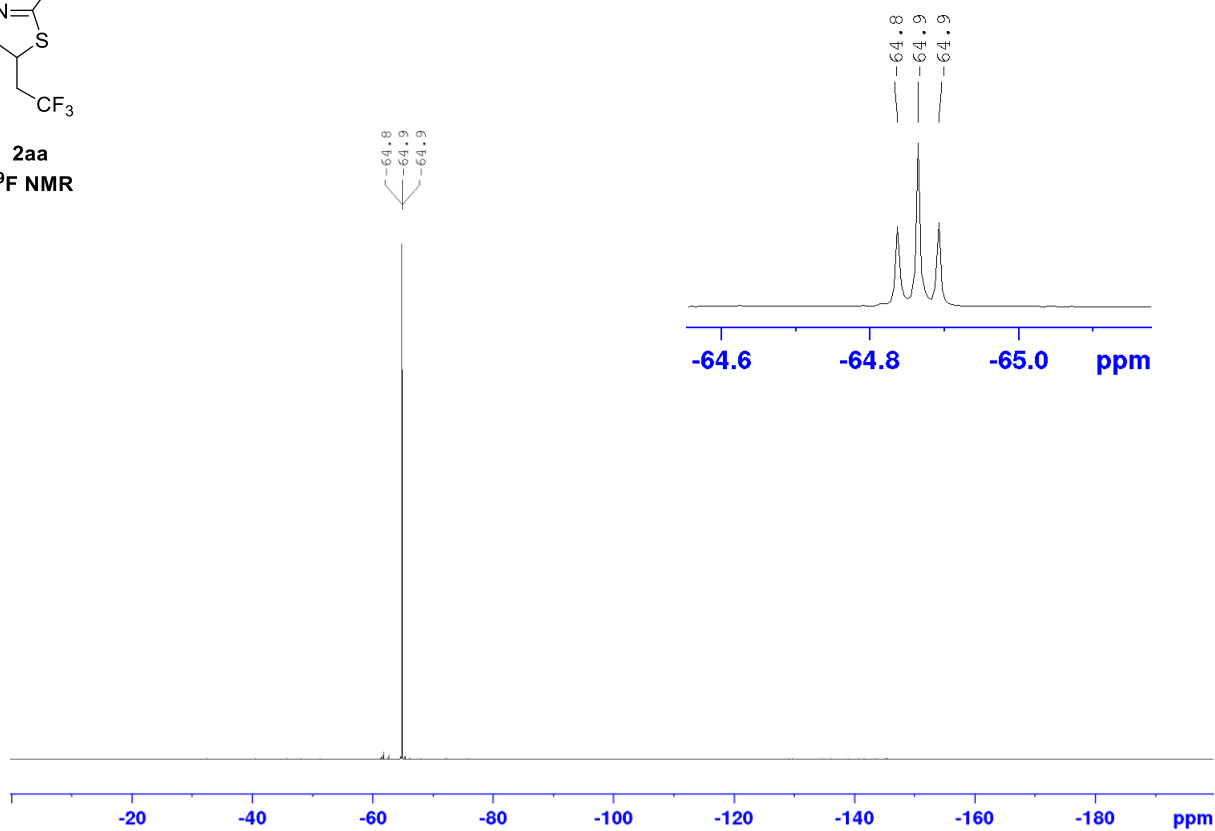




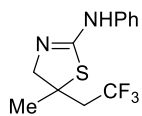
2aa
¹³C NMR



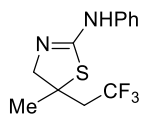
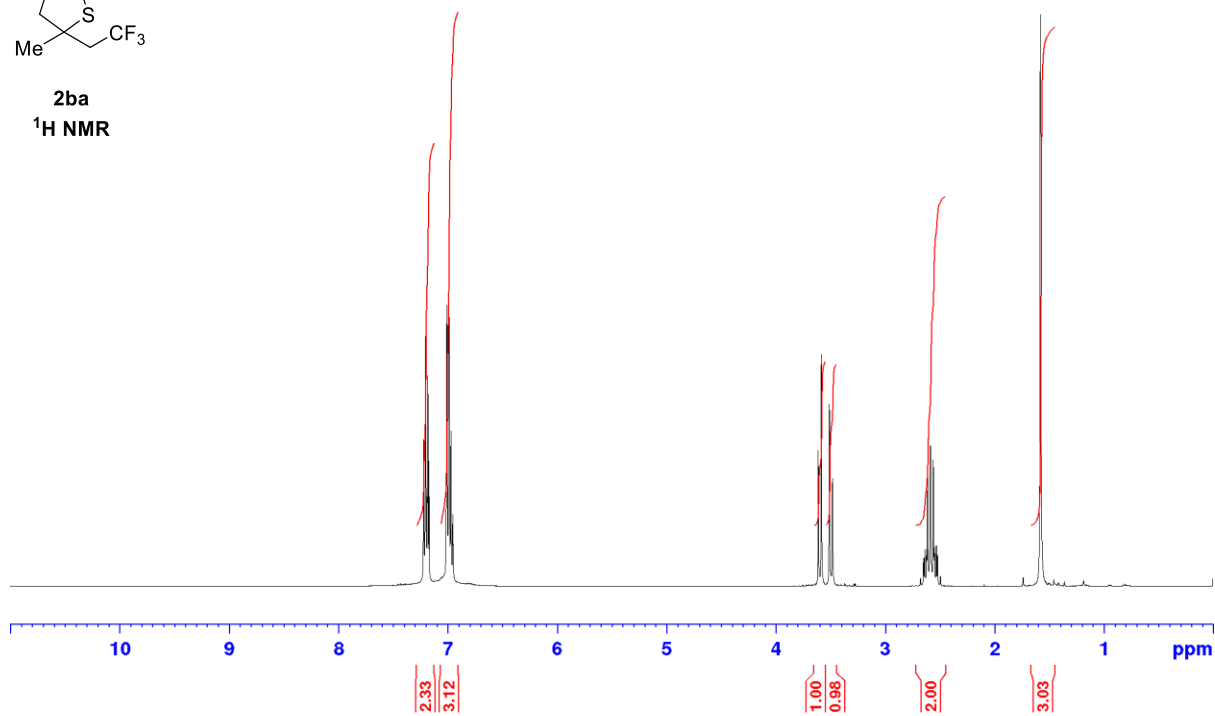
2aa
¹⁹F NMR



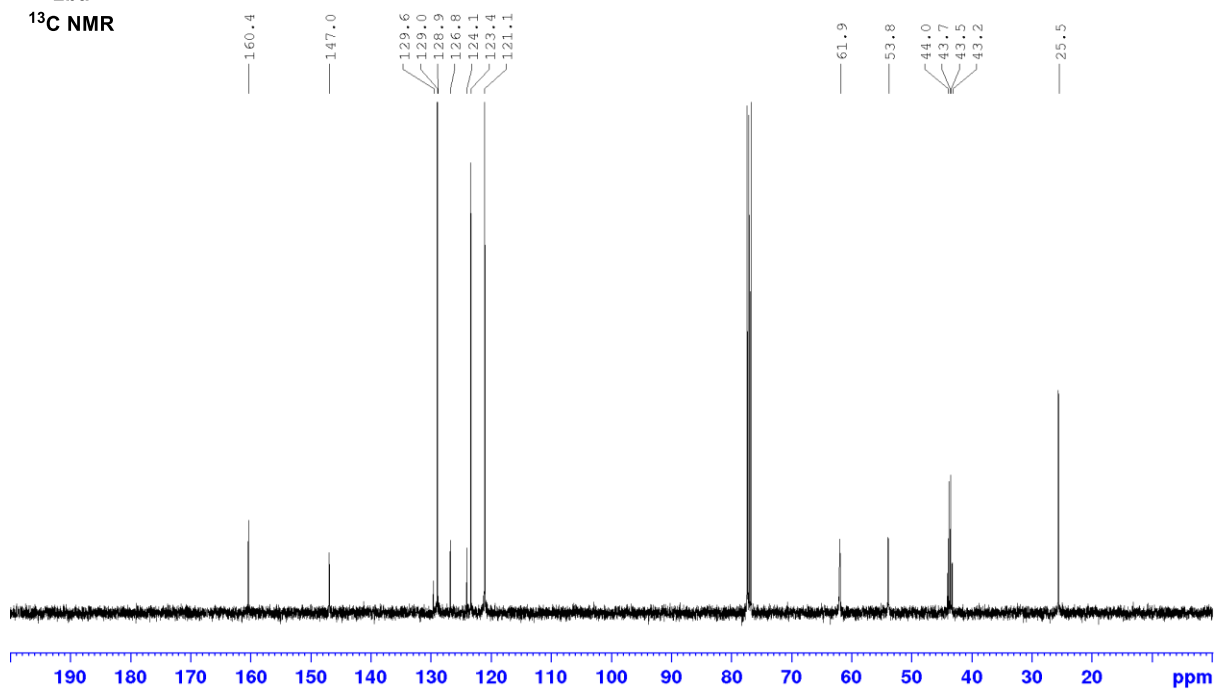
5-Methyl-*N*-phenyl-5-(2,2,2-trifluoroethyl)-4,5-dihydrothiazol-2-amine (2ba)

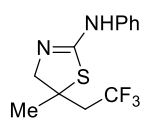


2ba
¹H NMR

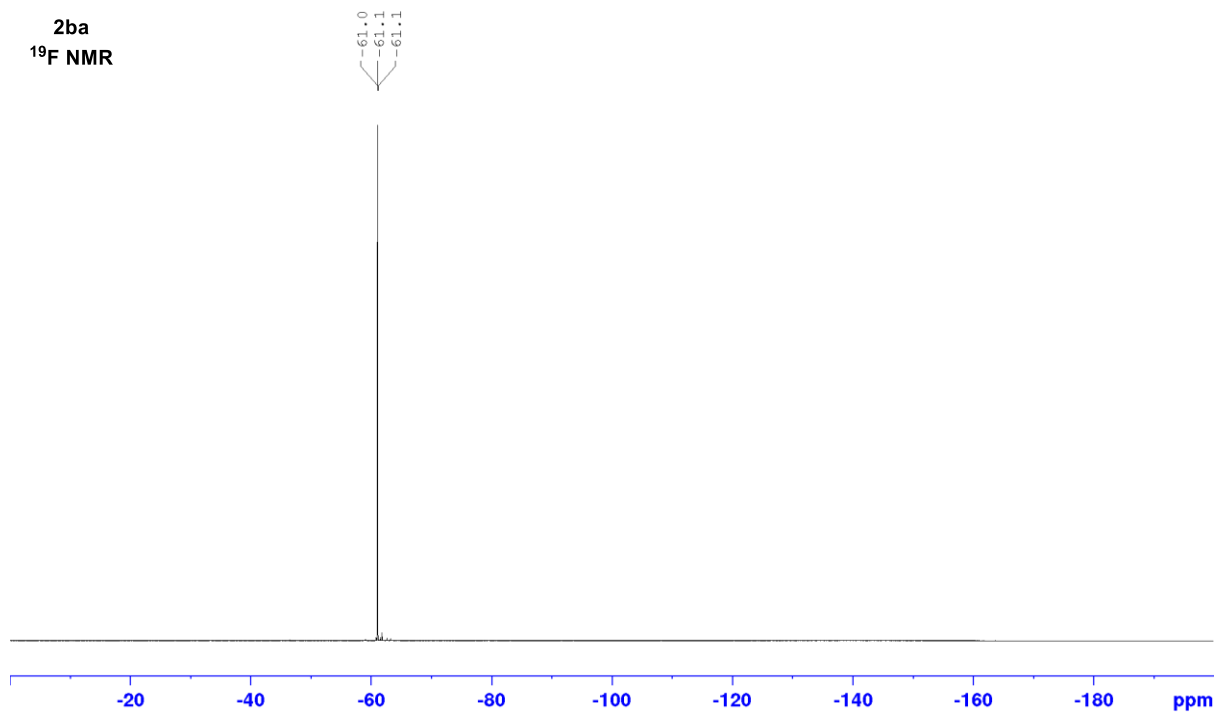


2ba
¹³C NMR

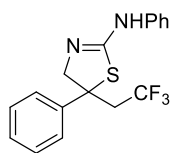




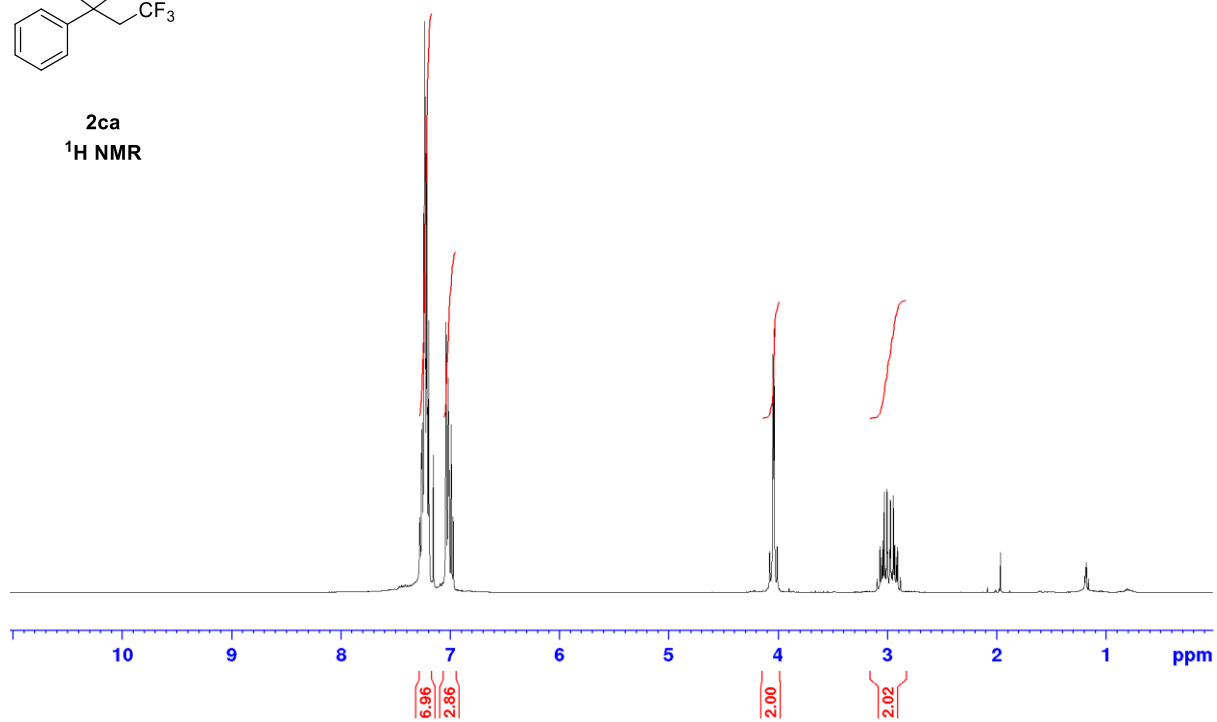
2ba
¹⁹F NMR

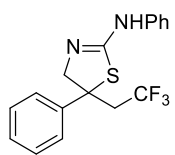


***N*,5-Diphenyl-5-(2,2,2-trifluoroethyl)-4,5-dihydrothiazol-2-amine (2ca)**

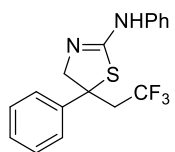
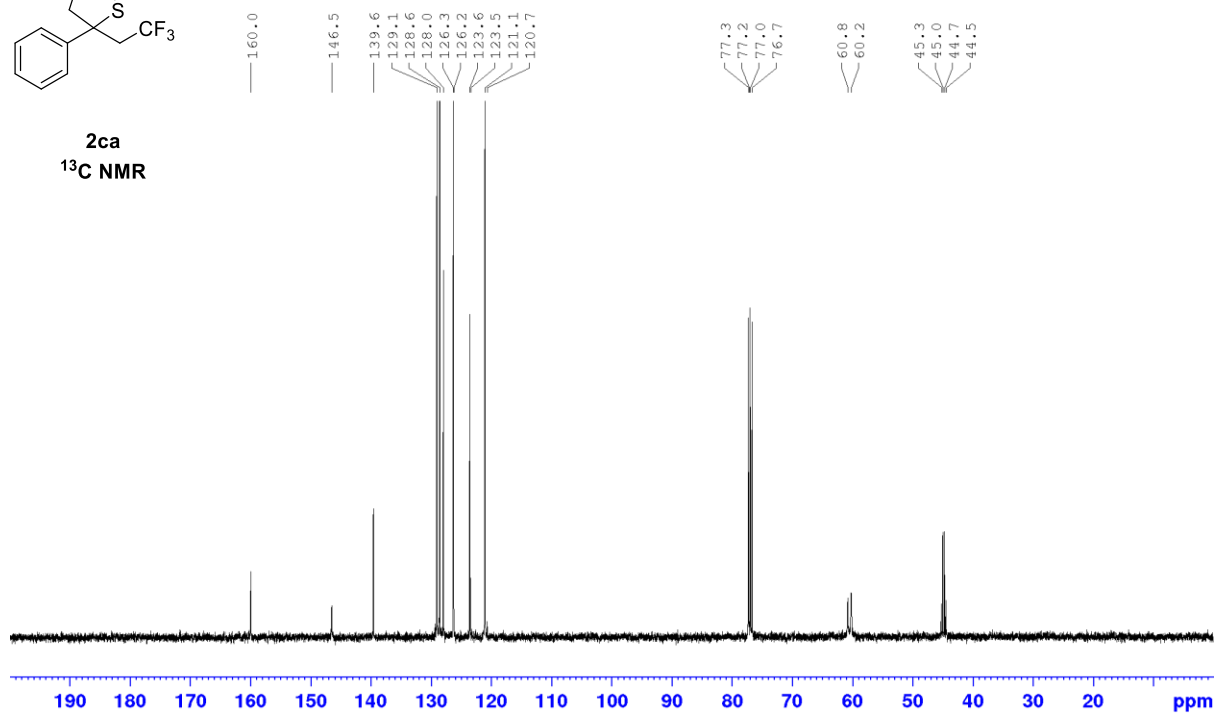


2ca
¹H NMR

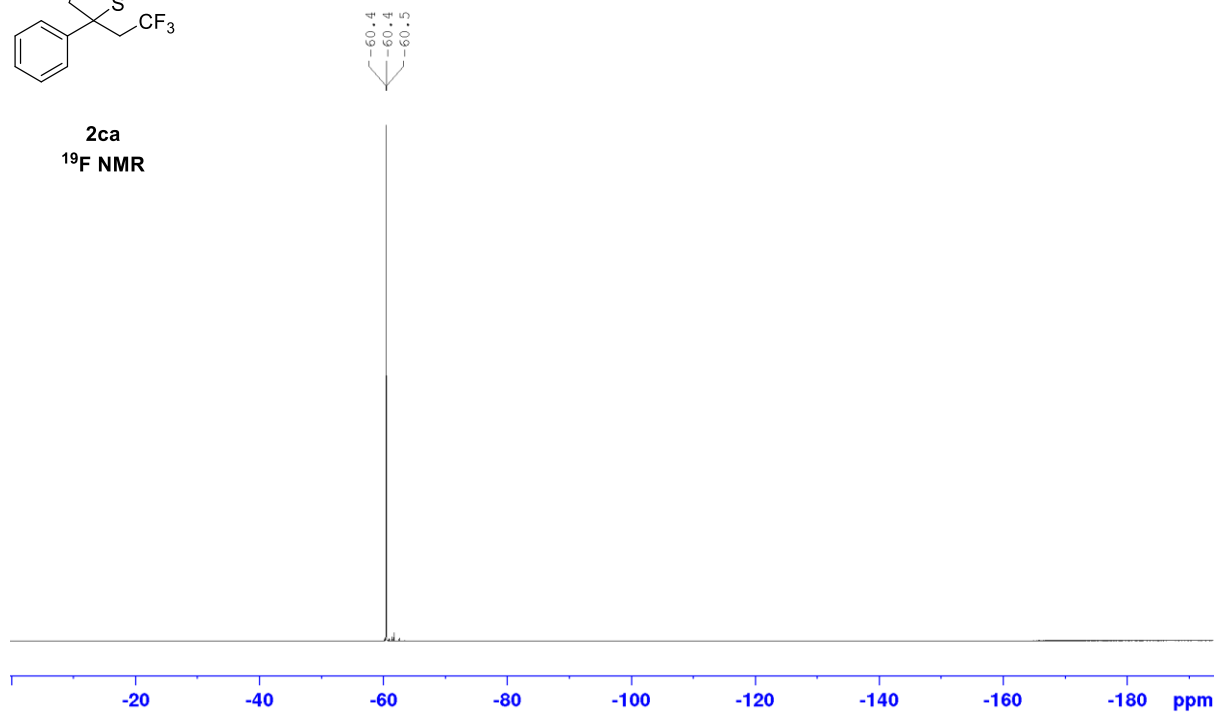




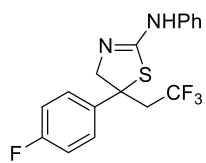
2ca
¹³C NMR



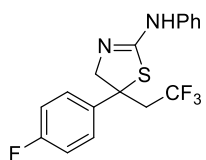
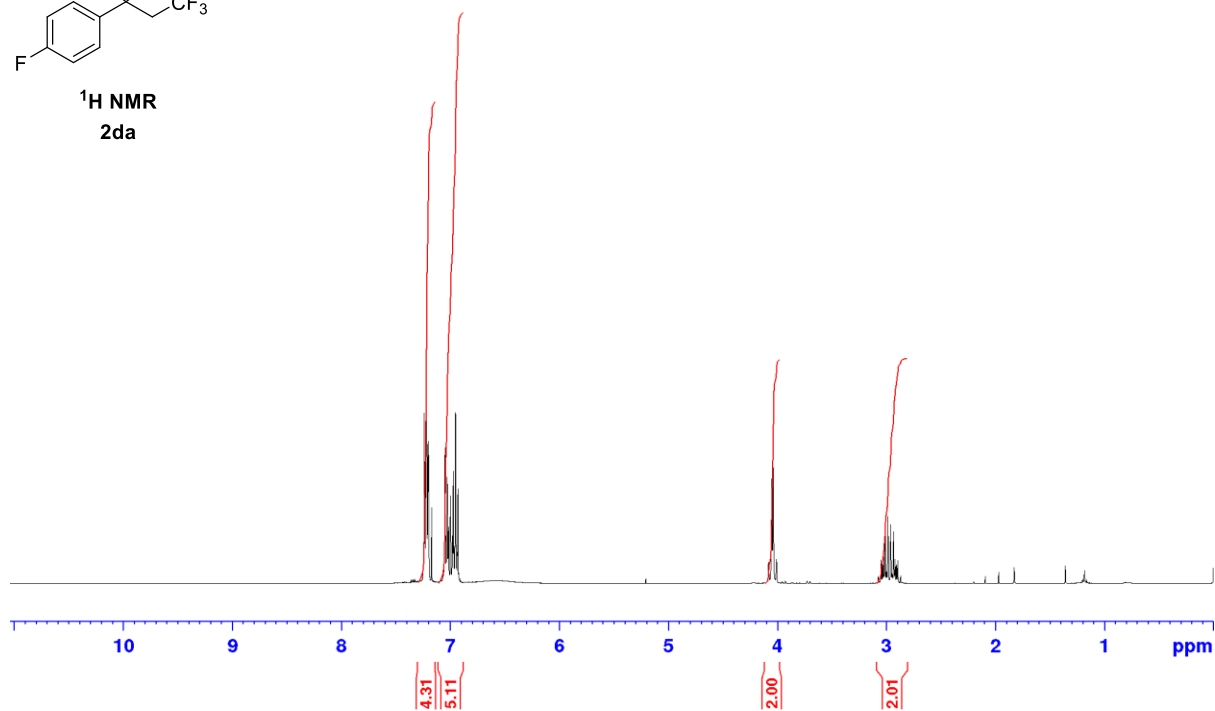
2ca
¹⁹F NMR



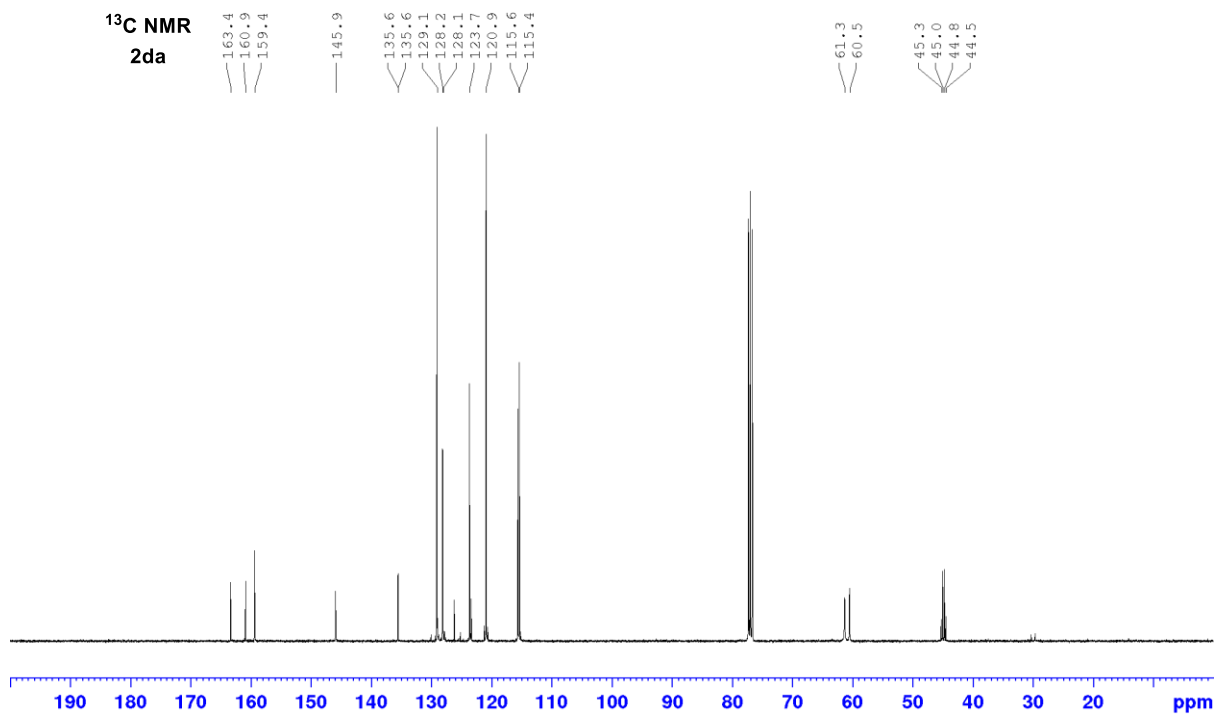
5-(4-Fluorophenyl)-N-phenyl-5-(2,2,2-trifluoroethyl)-4,5-dihydrothiazol-2-amine (2da)

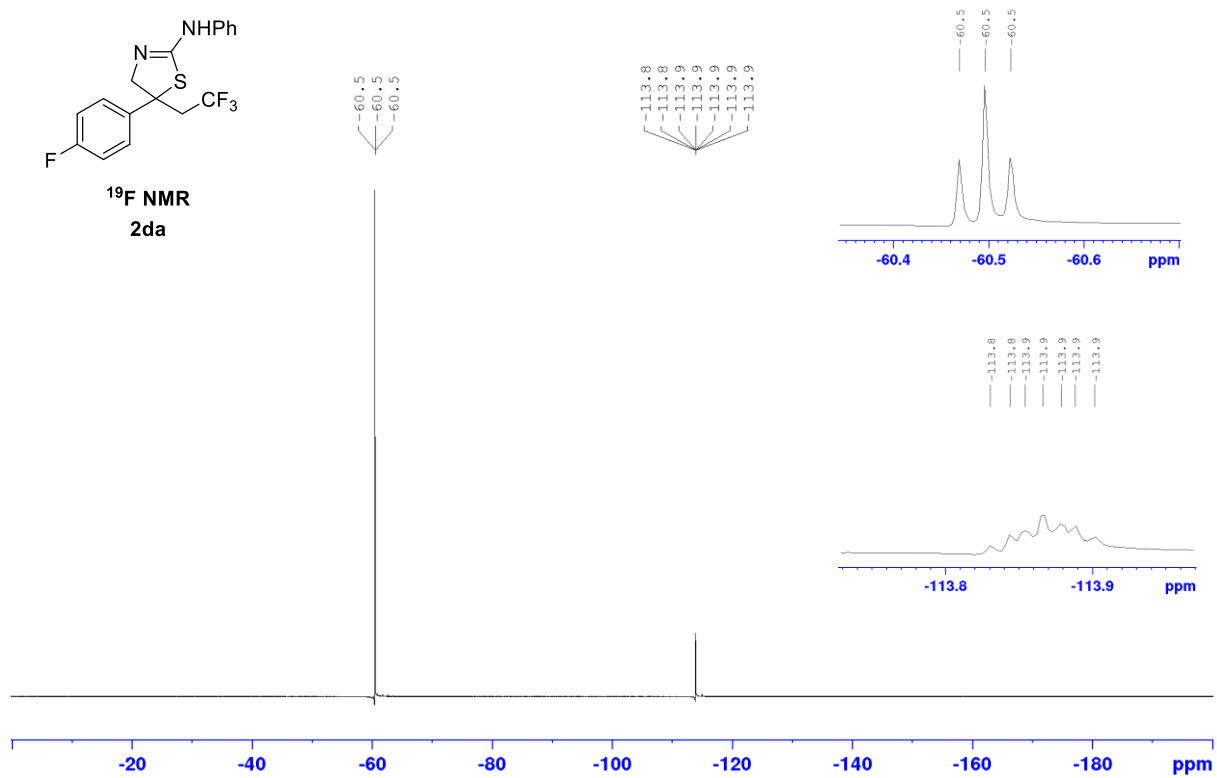


¹H NMR
2da

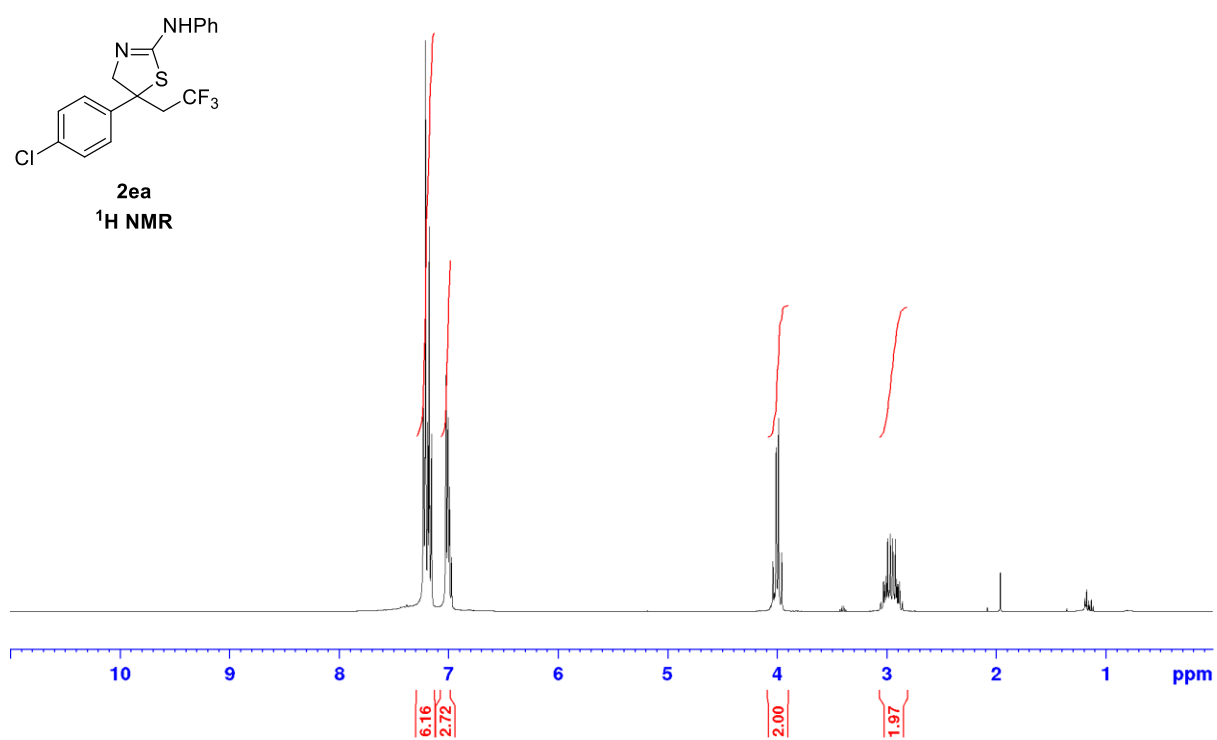


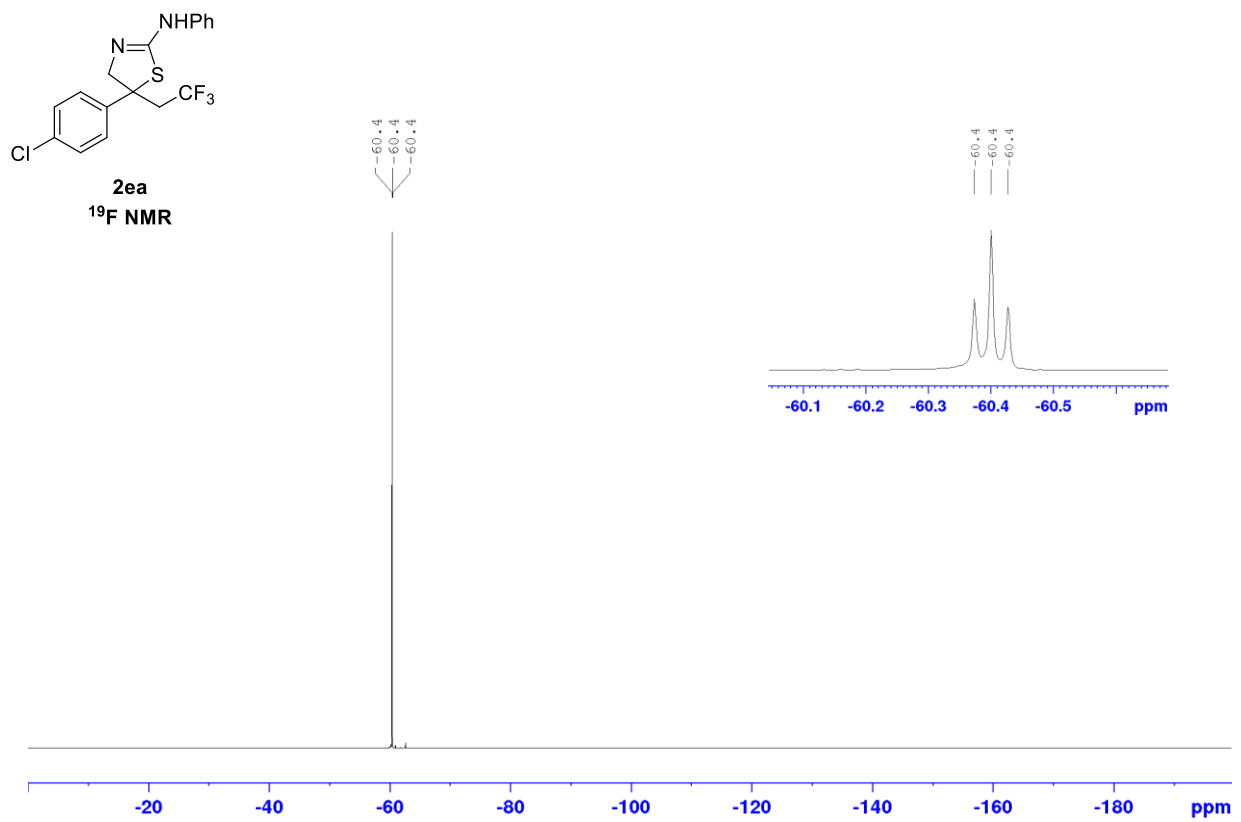
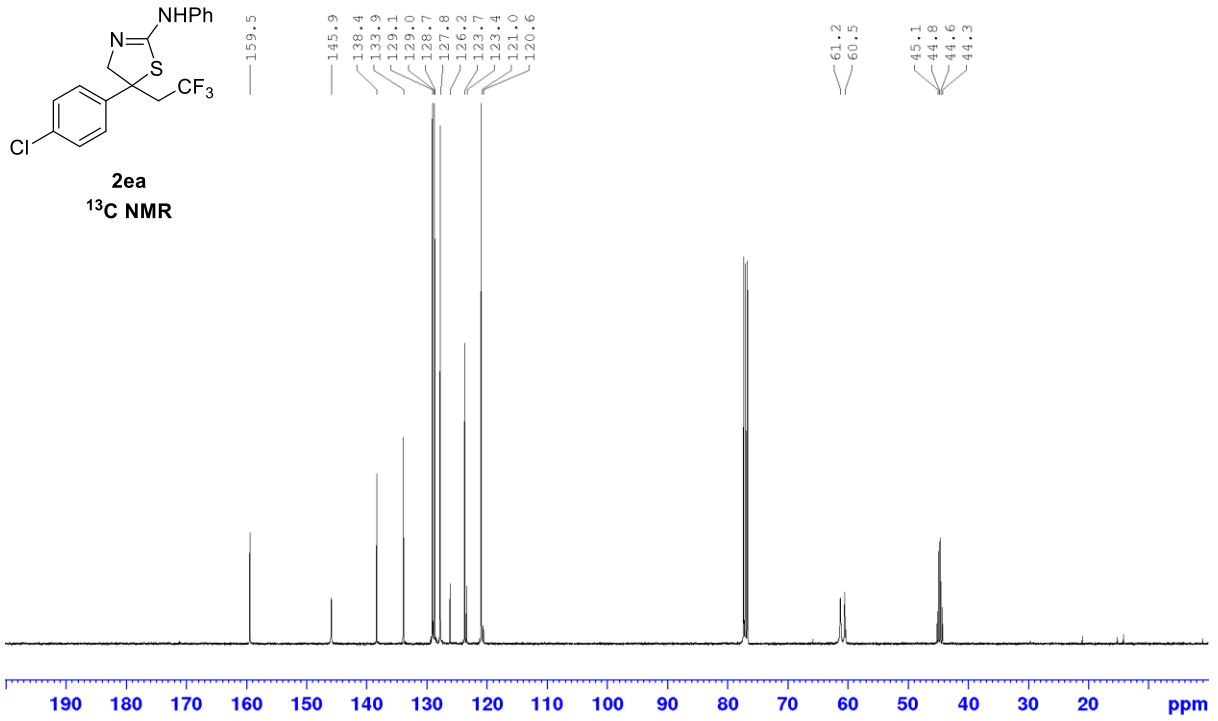
¹³C NMR
2da



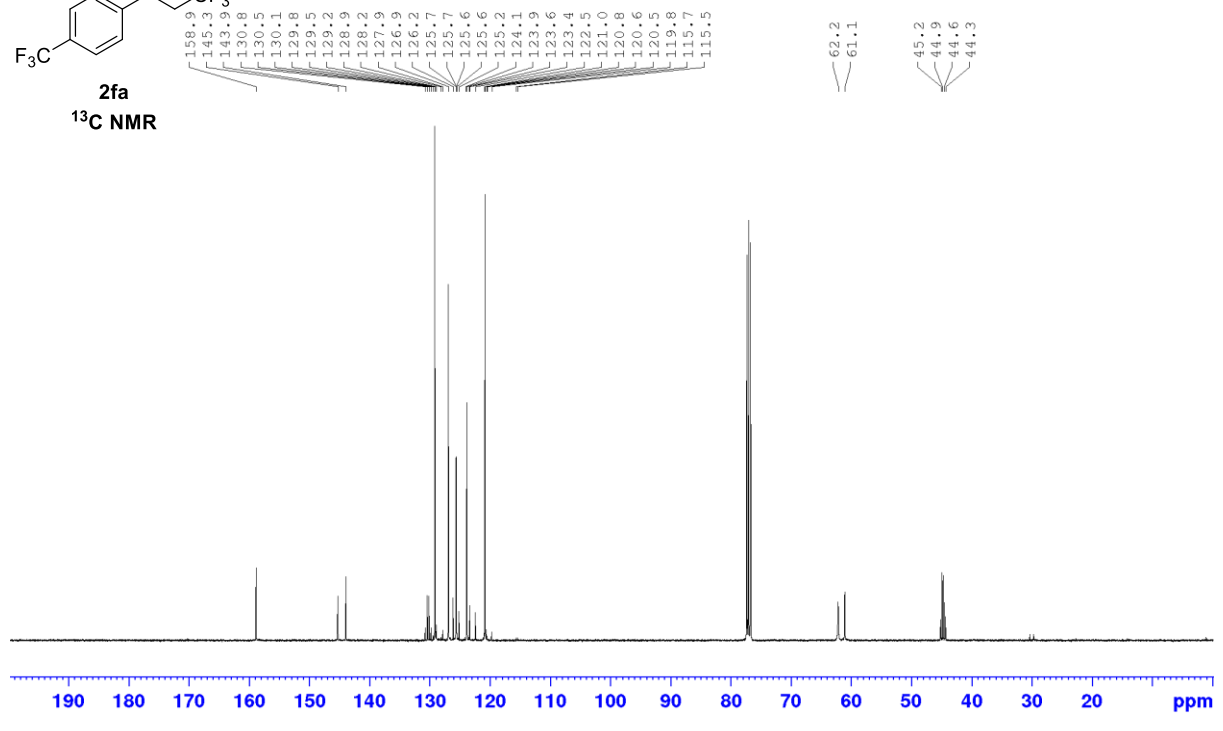
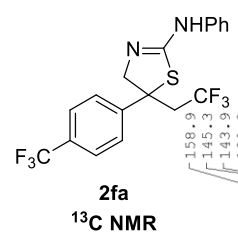
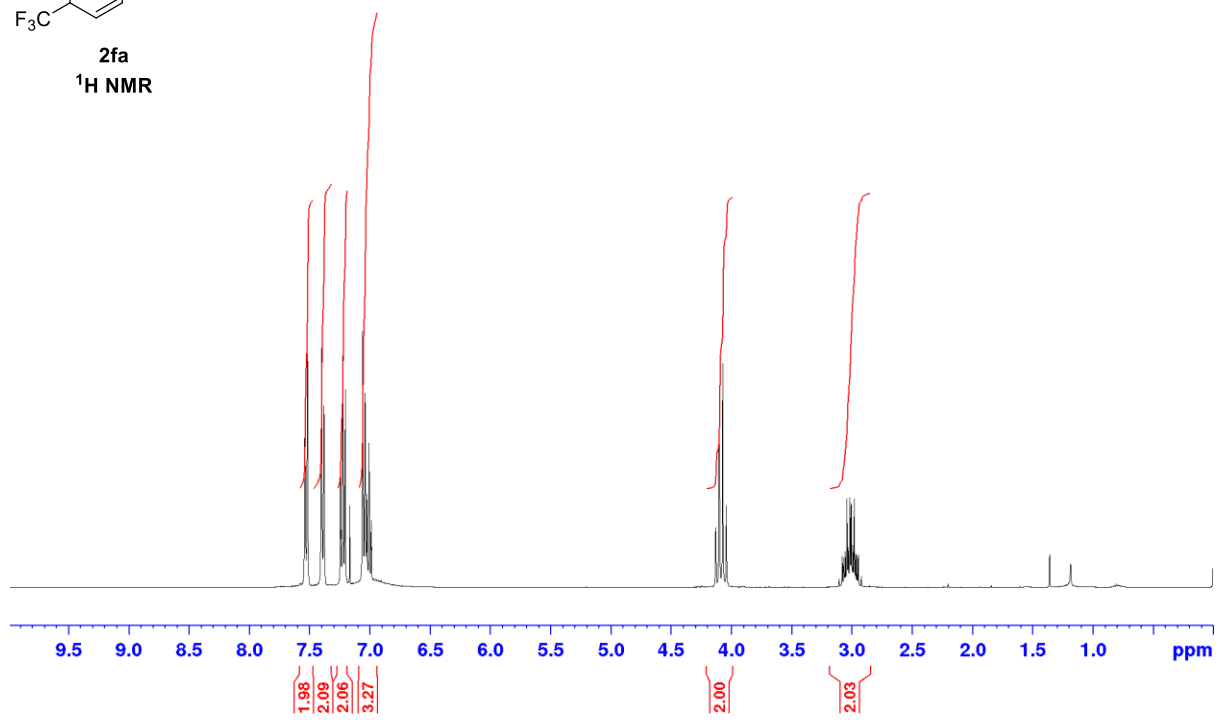
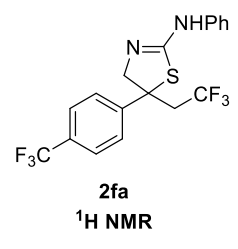


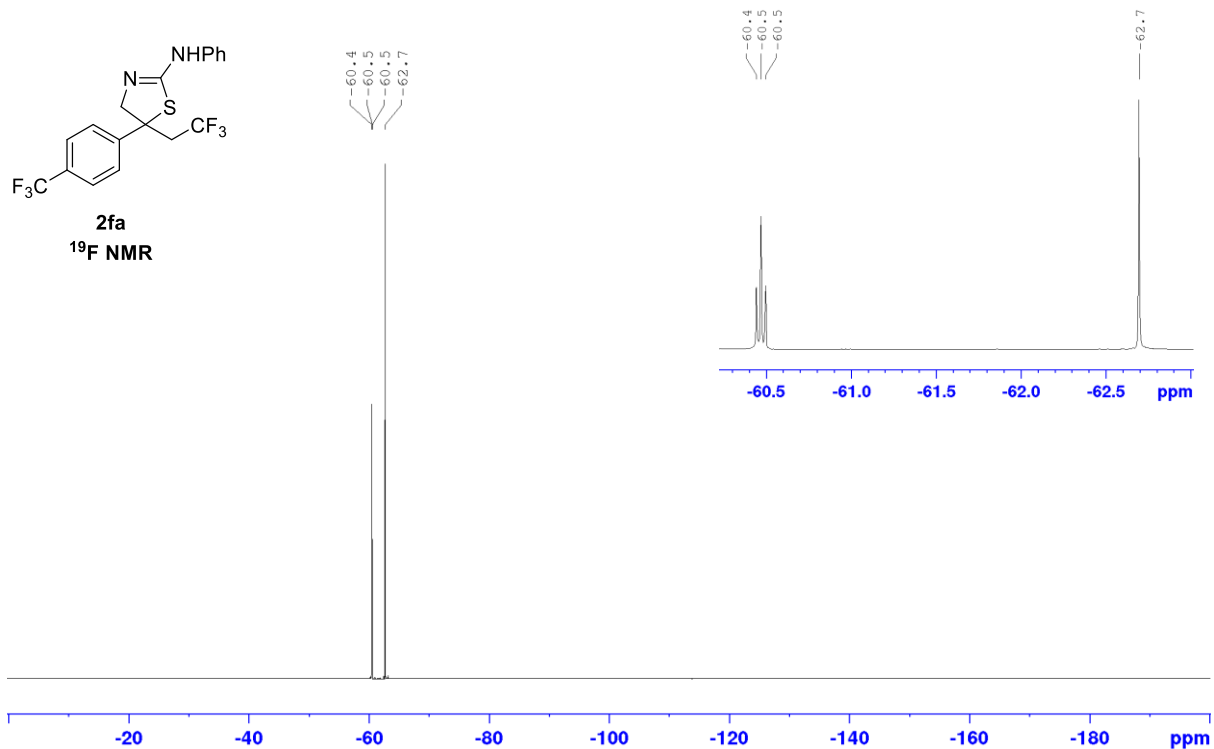
5-(4-Chlorophenyl)-N-phenyl-5-(2,2,2-trifluoroethyl)-4,5-dihydrothiazol-2-amine (2ea)



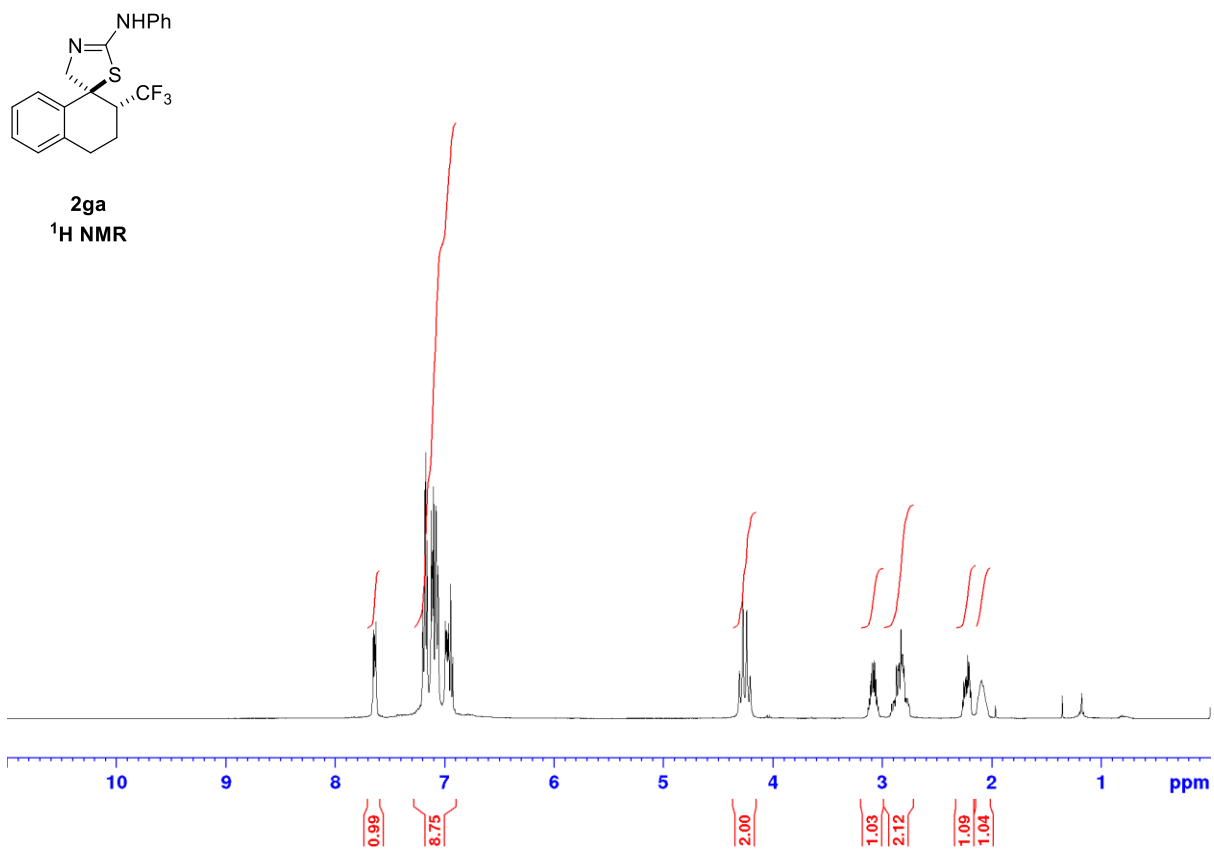


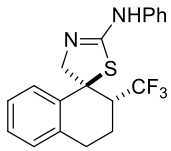
***N*-Phenyl-5-(2,2,2-trifluoroethyl)-5-(4-(trifluoromethyl)phenyl)-4,5-dihydrothiazol-2-amine (2fa)**



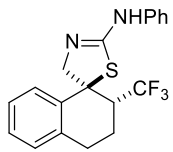
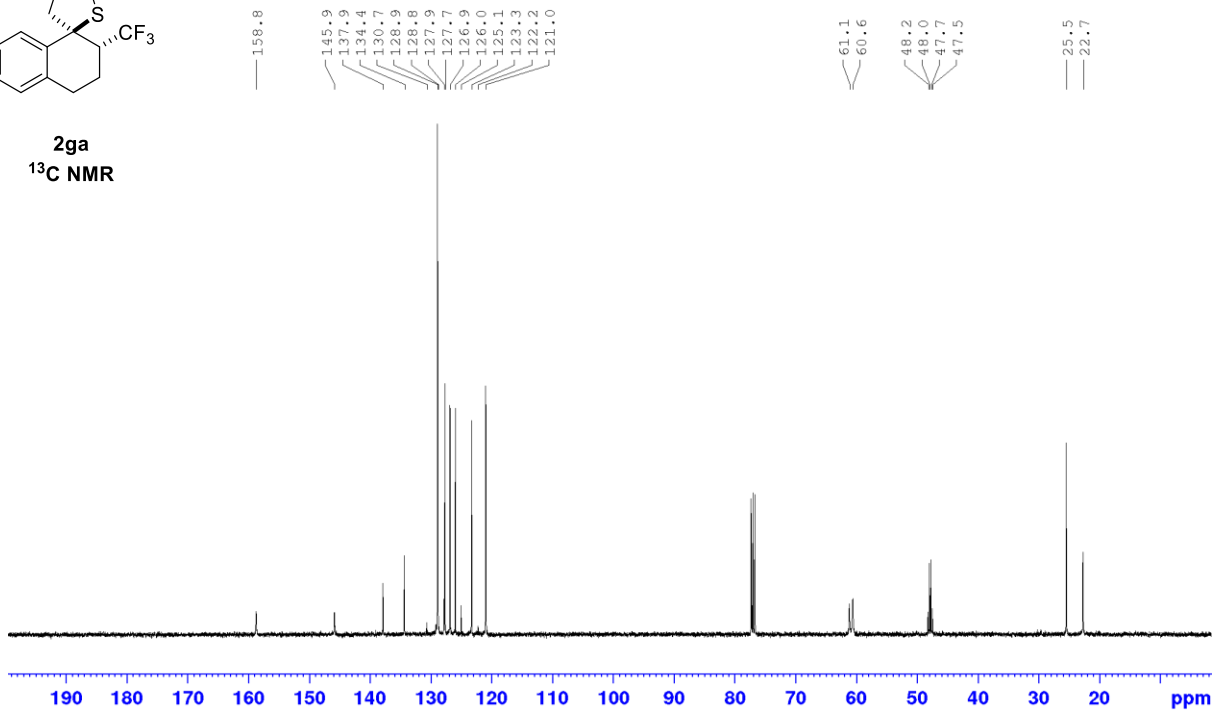


(1*S,2*S**)-N-Phenyl-2-(trifluoromethyl)-3,4-dihydro-2H,4'H-spiro[naphthalene-1,5'-thiazol]-2'-amine (2ga)**

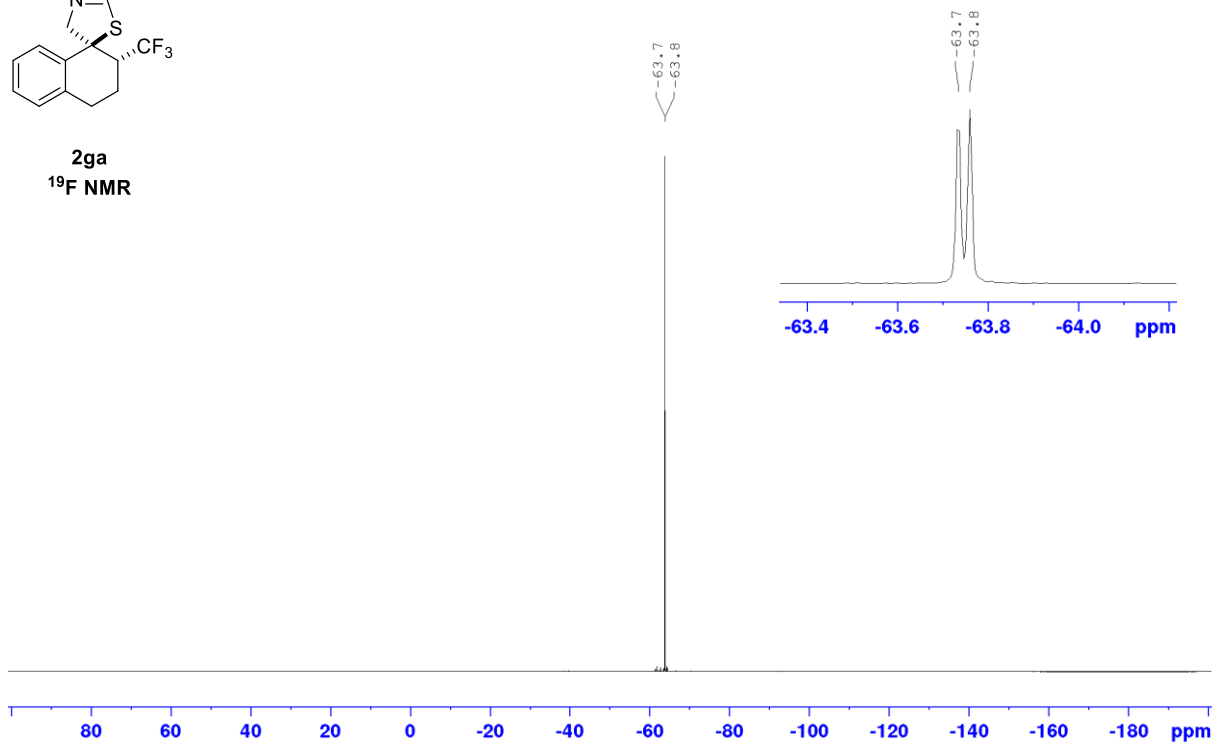




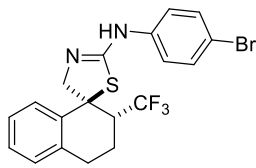
2ga
¹³C NMR



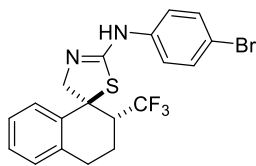
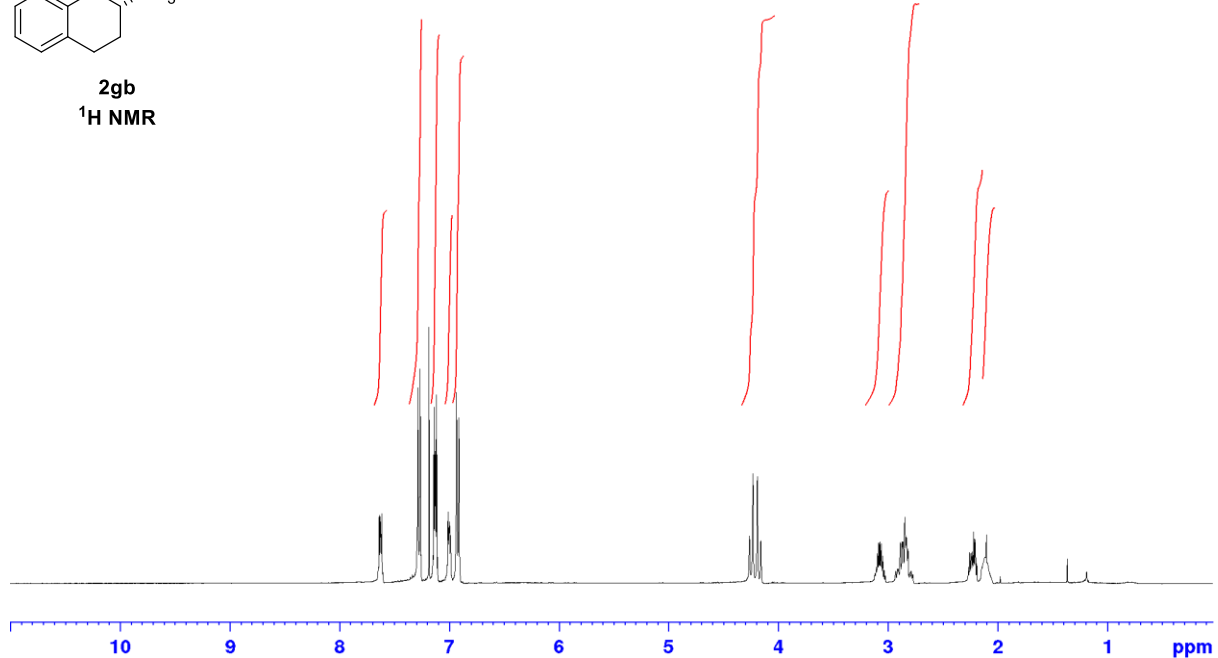
2ga
¹⁹F NMR



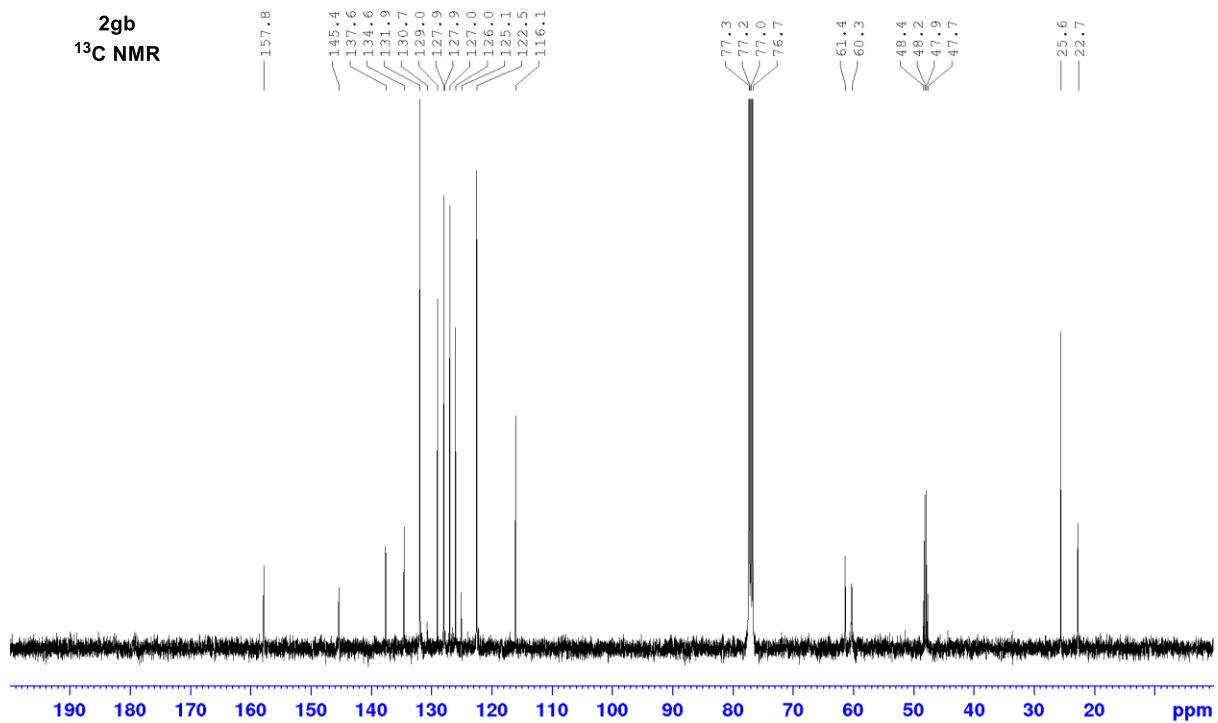
(1*S,2*S**)-N-(4-Bromophenyl)-2-(trifluoromethyl)-3,4-dihydro-2H,4'H-spiro[naphthalene-1,5'-thiazol]-2'-amine (2gb)**

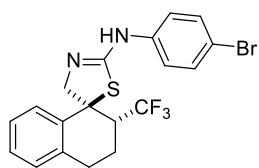


2gb
¹H NMR

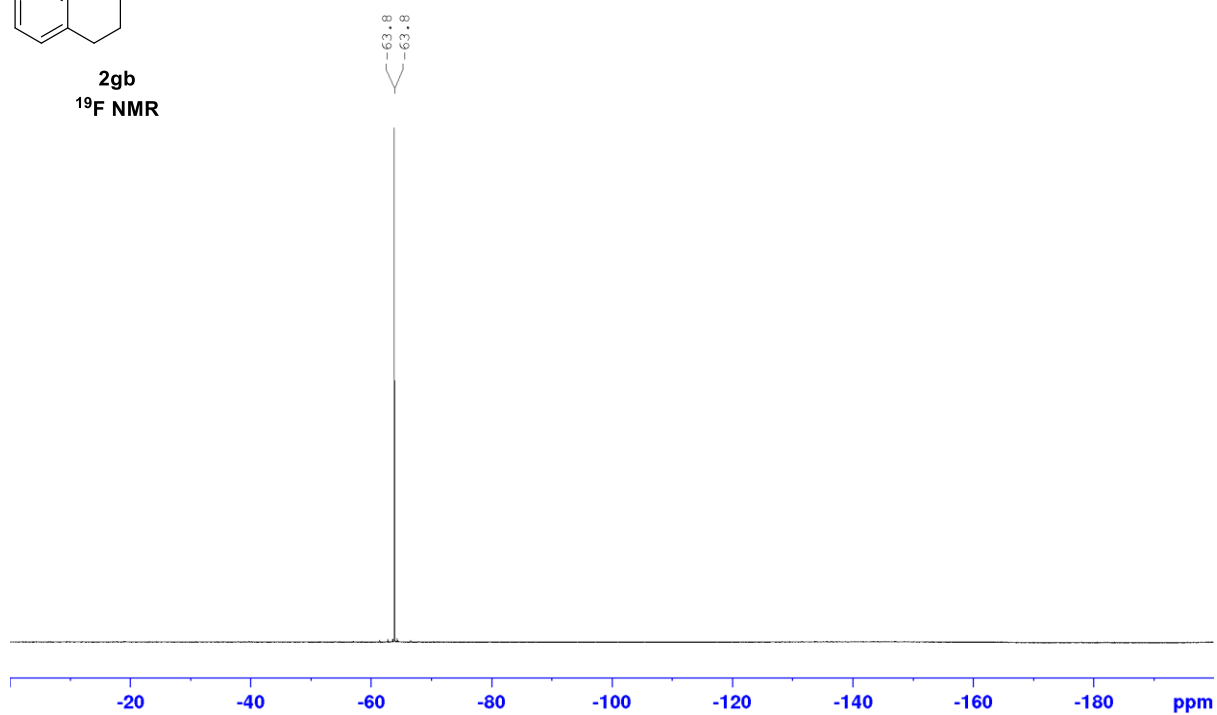


2gb
¹³C NMR

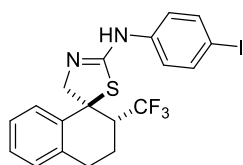




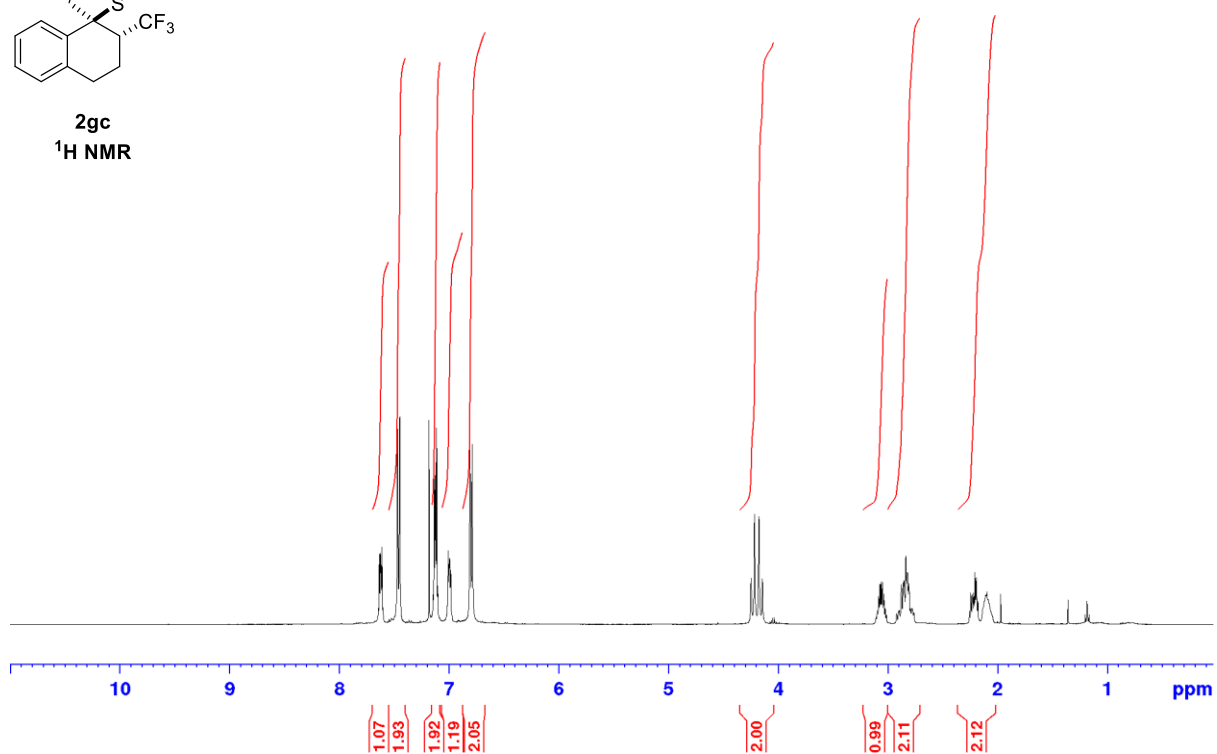
2gb
¹⁹F NMR

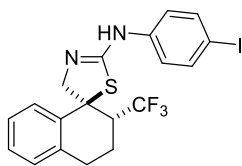


(1*S,2*S**)-N-(4-iodophenyl)-2-(trifluoromethyl)-3,4-dihydro-2H,4'H-spiro[naphthalene-1,5'-thiazol]-2'-amine (2gc)**

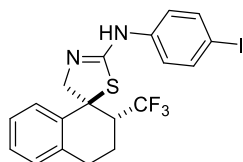
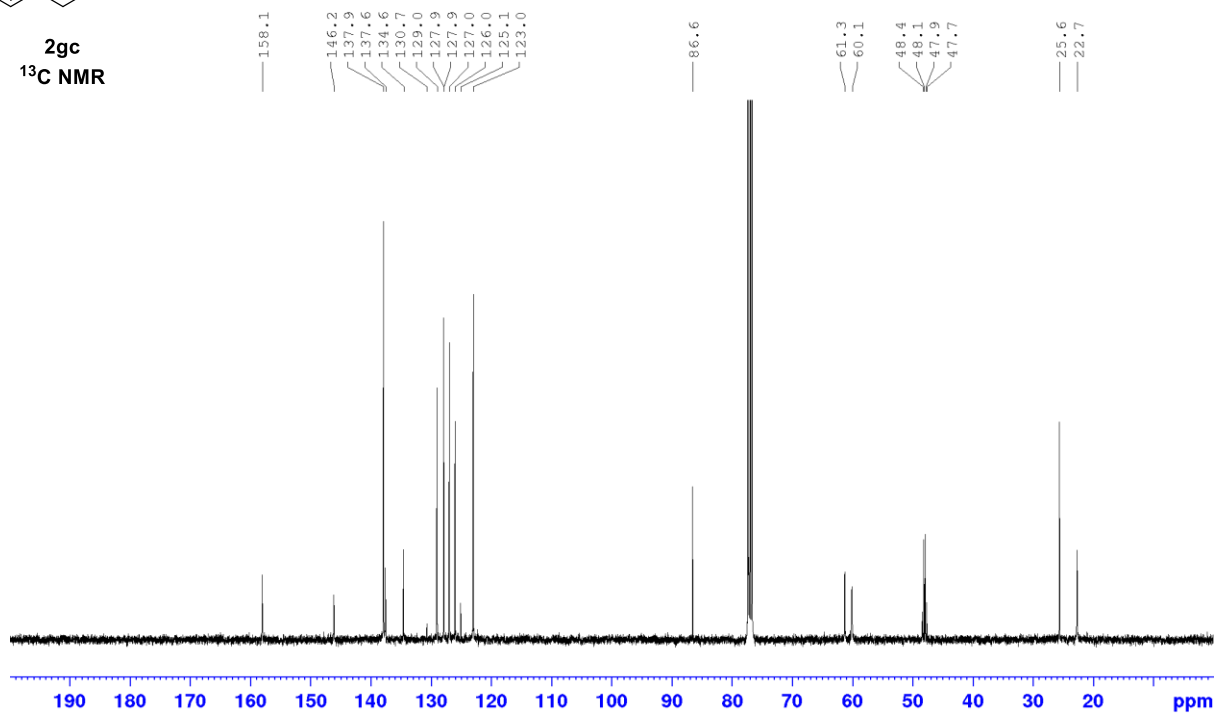


2gc
¹H NMR

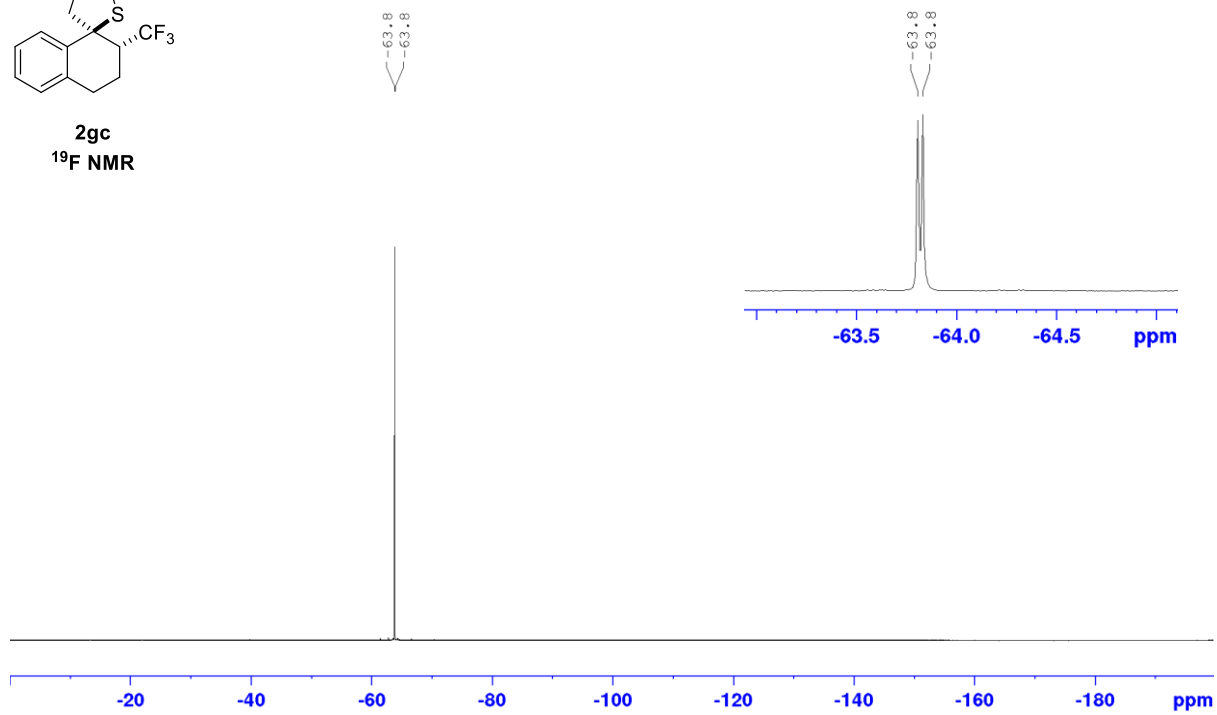




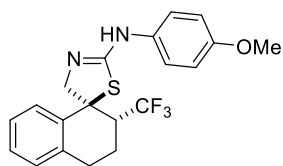
2gc
¹³C NMR



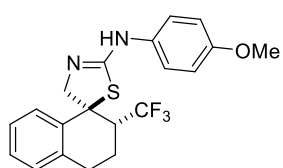
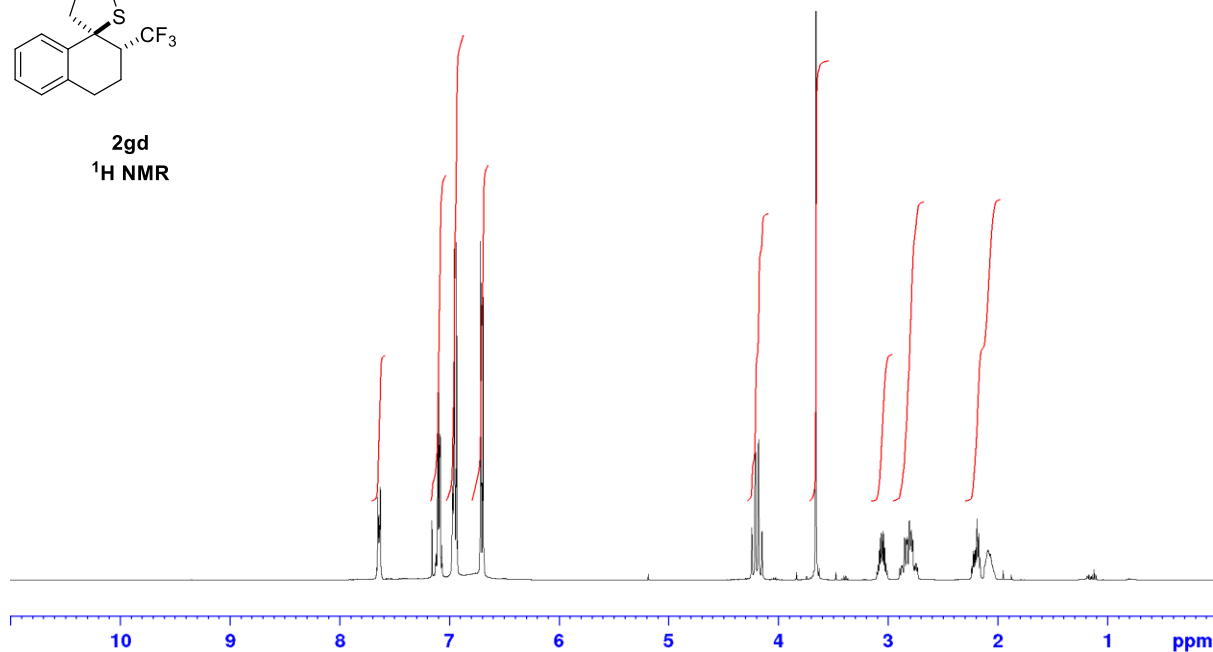
2gc
¹⁹F NMR



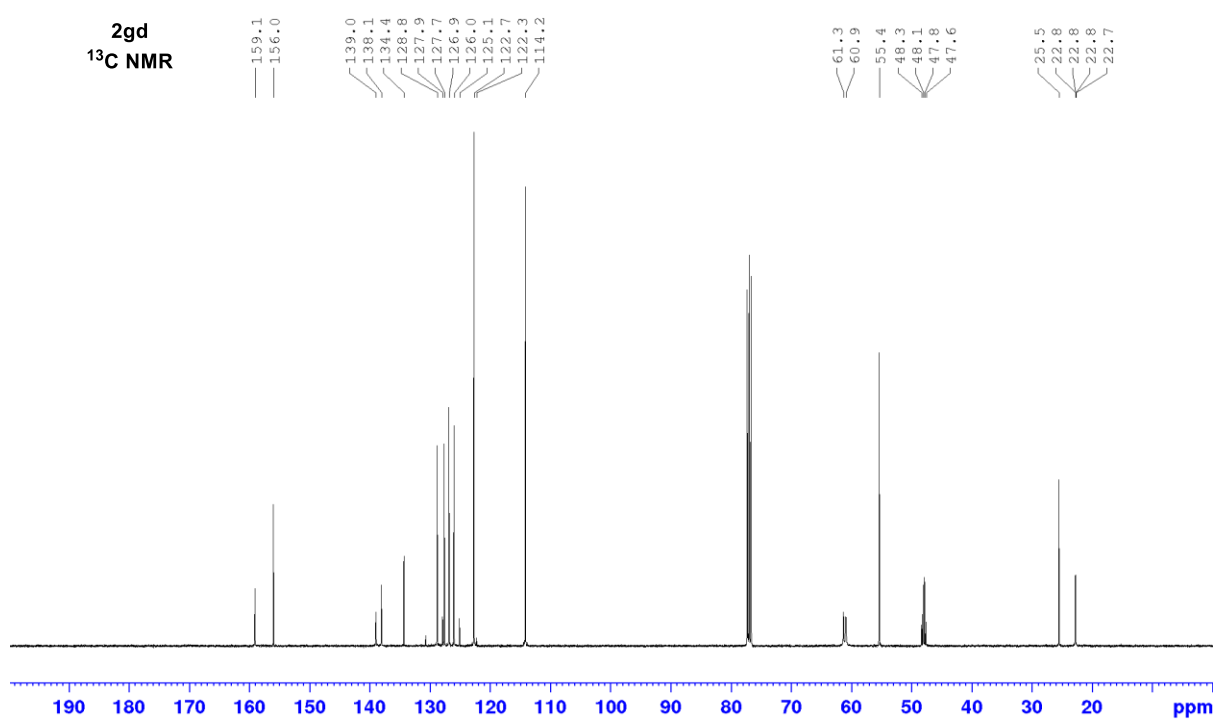
(1S,2S)-N-(4-methoxyphenyl)-2-(trifluoromethyl)-3,4-dihydro-2H,4'H-spiro[naphthalene-1,5'-thiazol]-2'-amine (2gd)

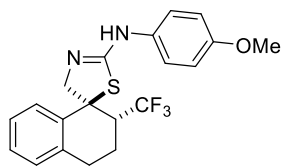


2gd
¹H NMR

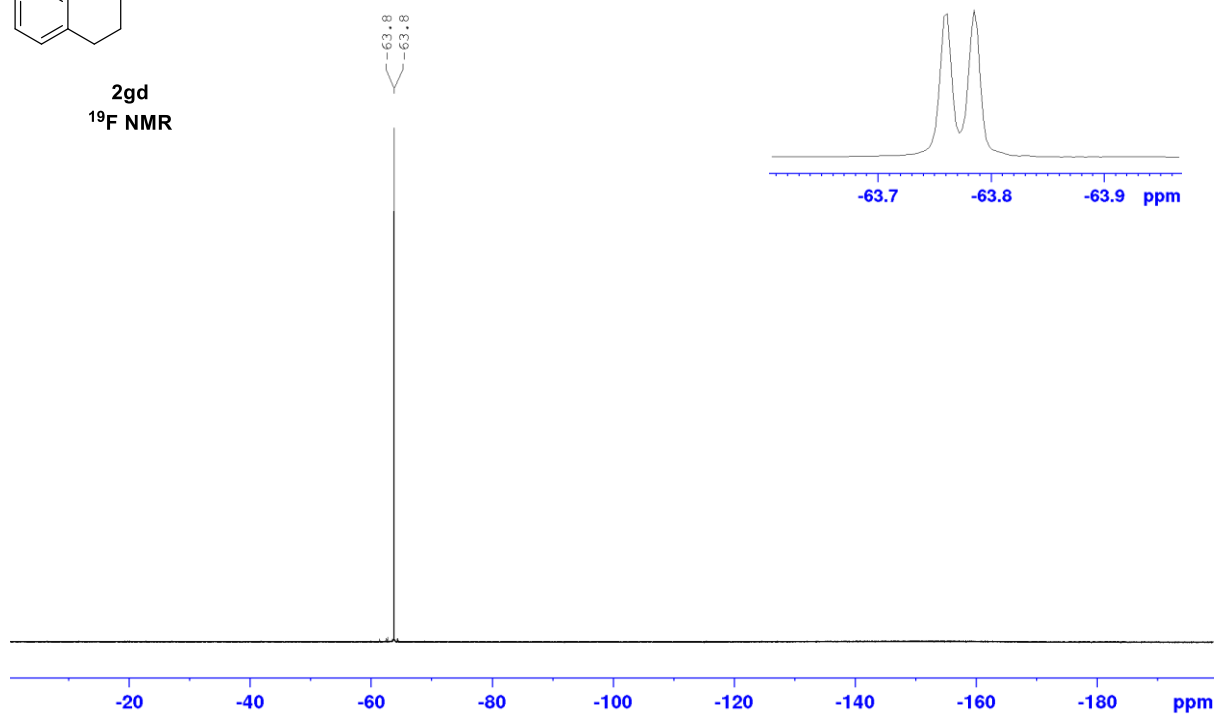


2gd
¹³C NMR

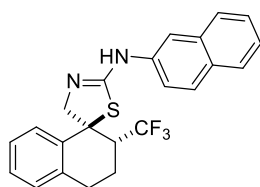




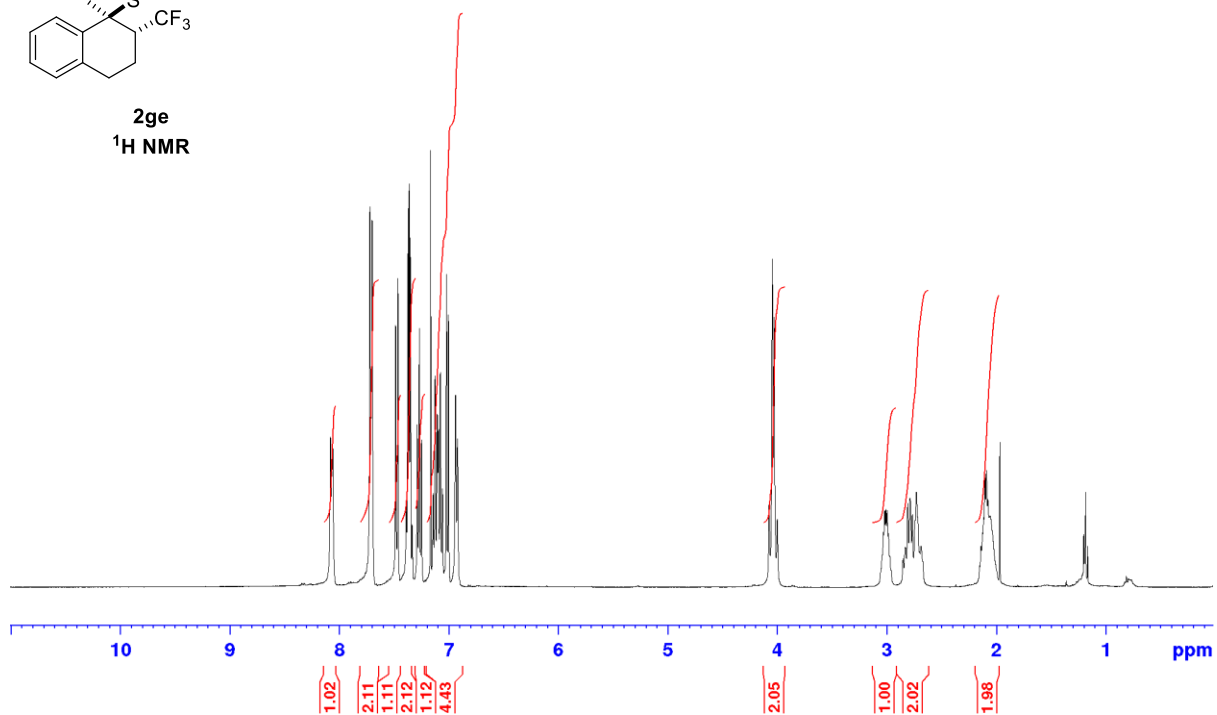
2gd
¹⁹F NMR

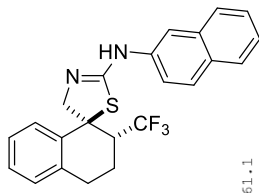


(1*S,2*S**)-*N*-(naphthalen-2-yl)-2-(trifluoromethyl)-3,4-dihydro-2*H*,4'*H*-spiro[naphthalene-1,5'-thiazol]-2'-amine (2ge)**

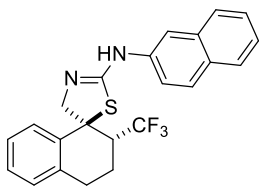
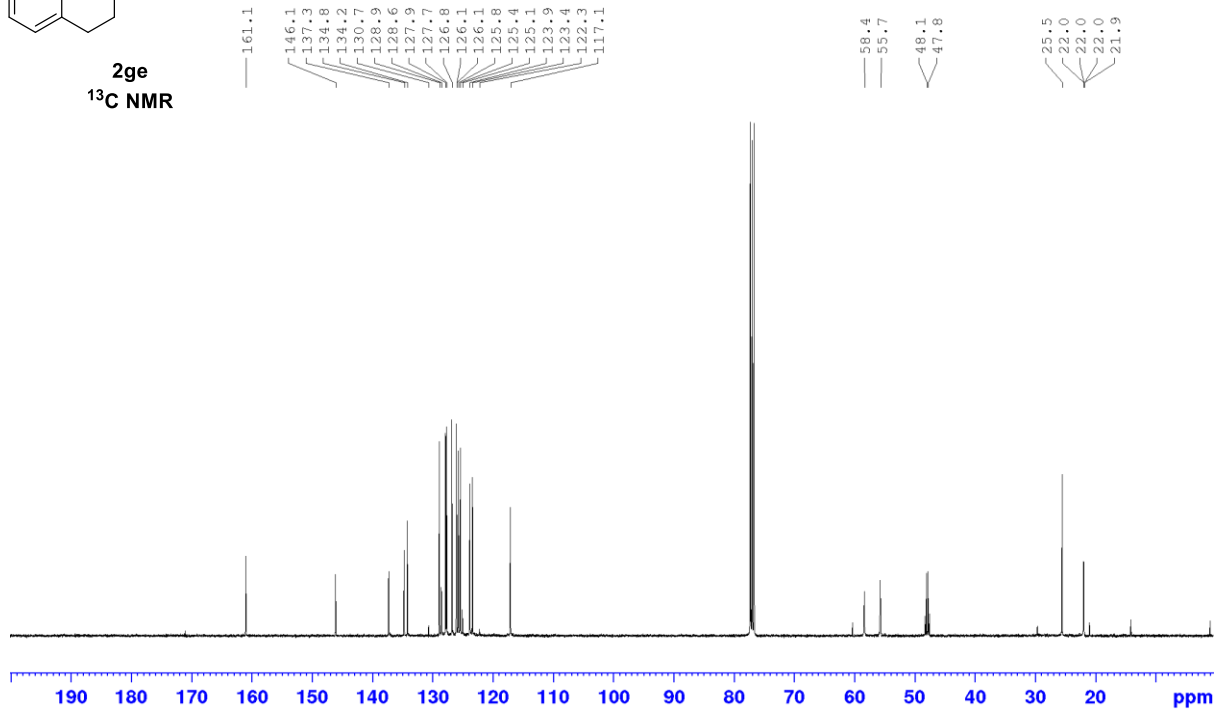


2ge
¹H NMR

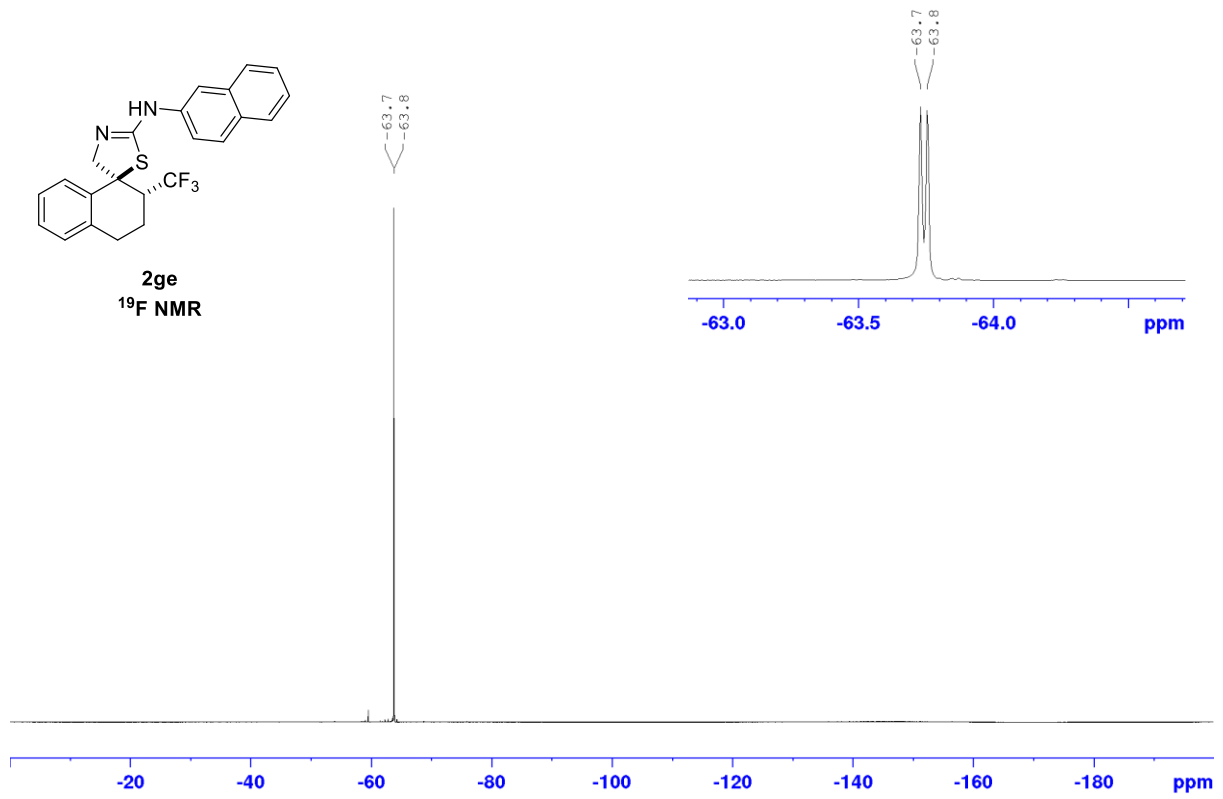




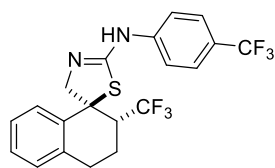
2ge
¹³C NMR



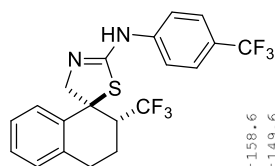
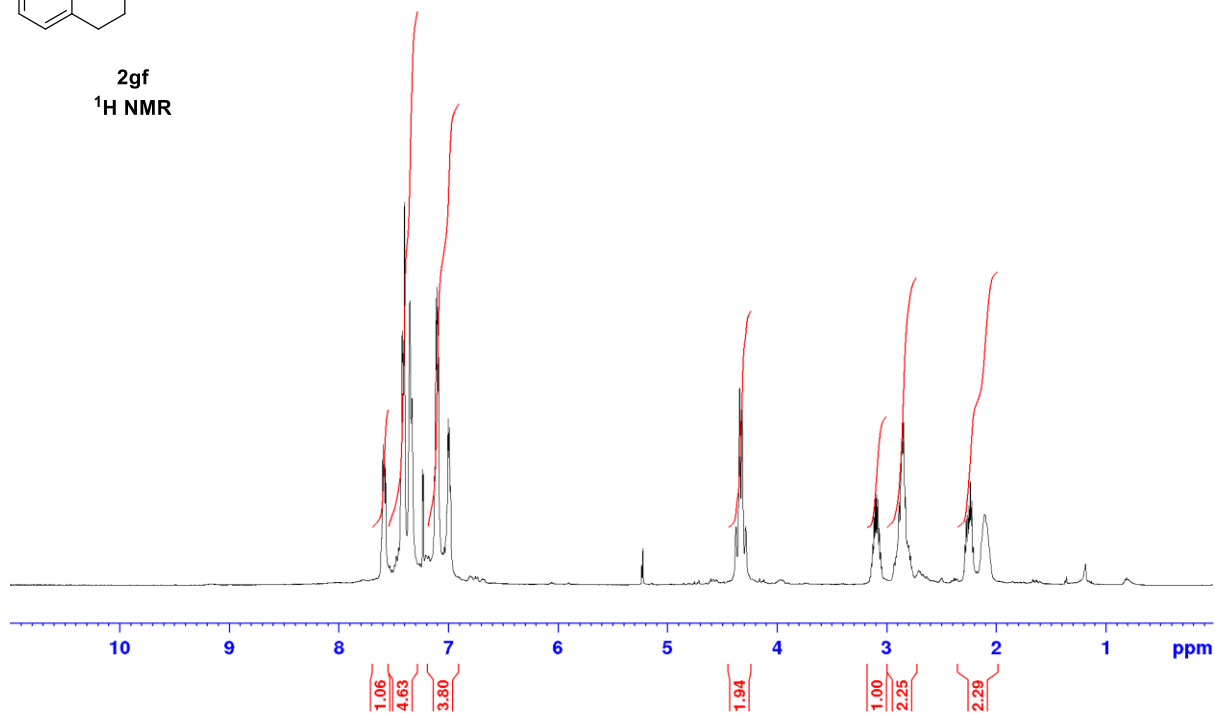
2ge
¹⁹F NMR



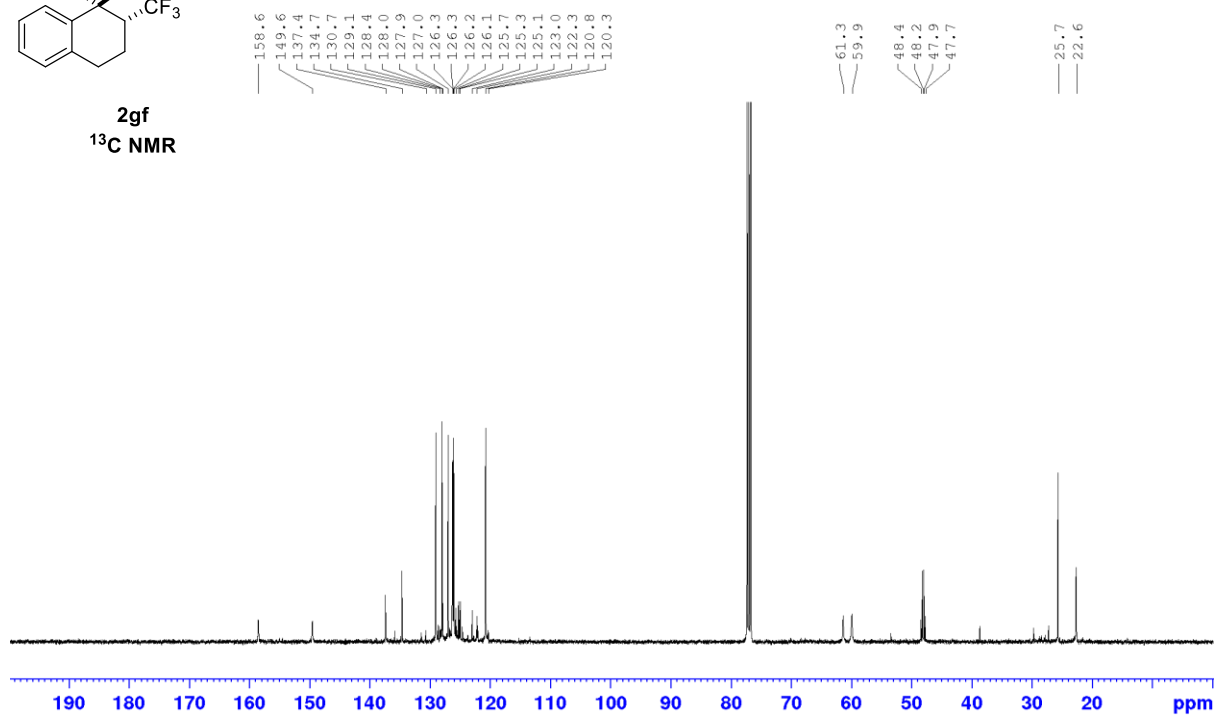
(1*S,2*S**)-2-(Trifluoromethyl)-*N*-(4-(trifluoromethyl)phenyl)-3,4-dihydro-2*H*,4'*H*-spiro[naphthalene-1,5'-thiazol]-2'-amine (2gf)**

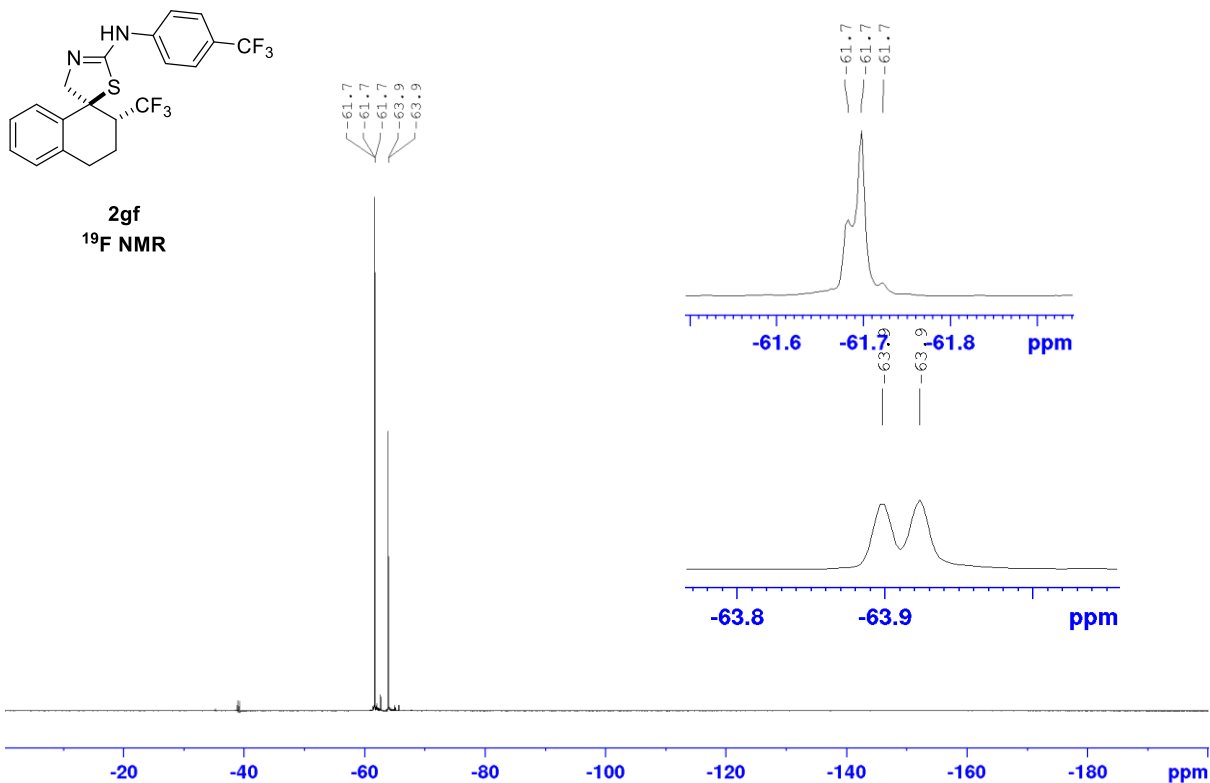


2gf
¹H NMR

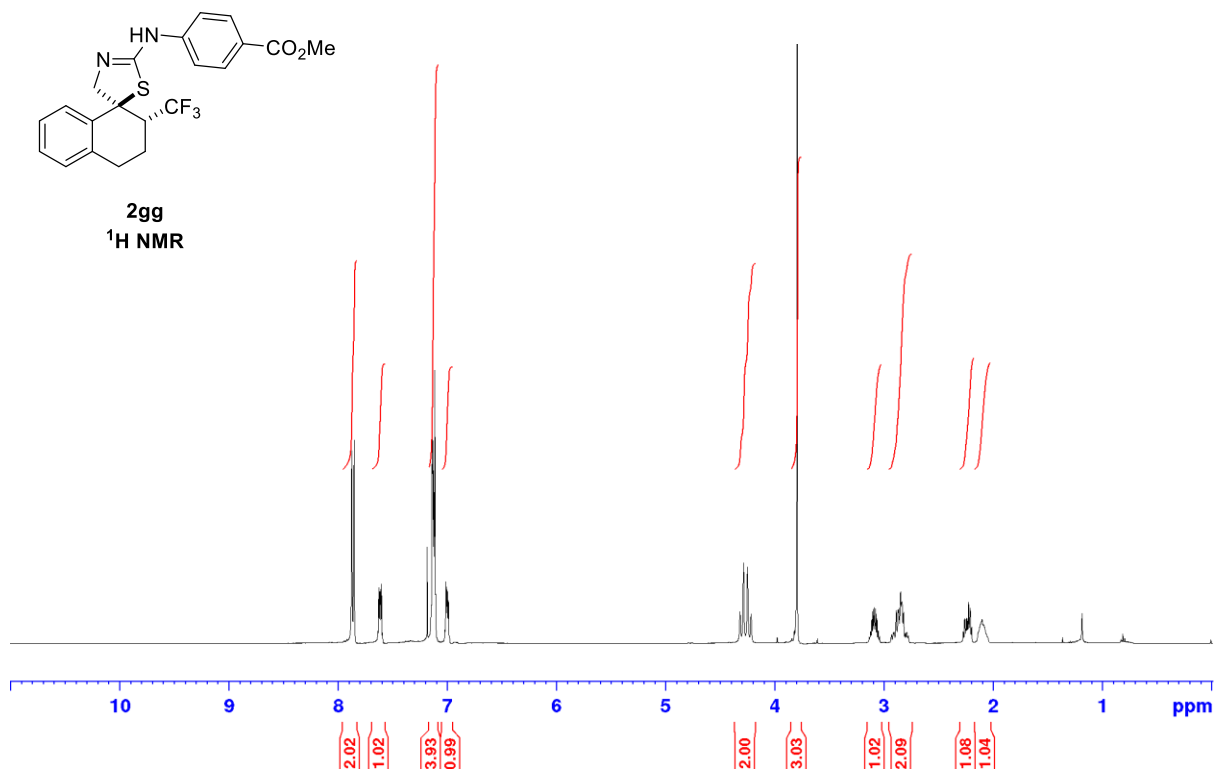


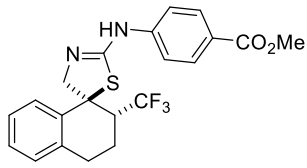
2gf
¹³C NMR



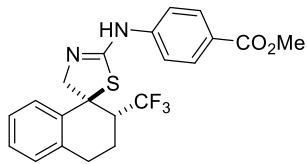
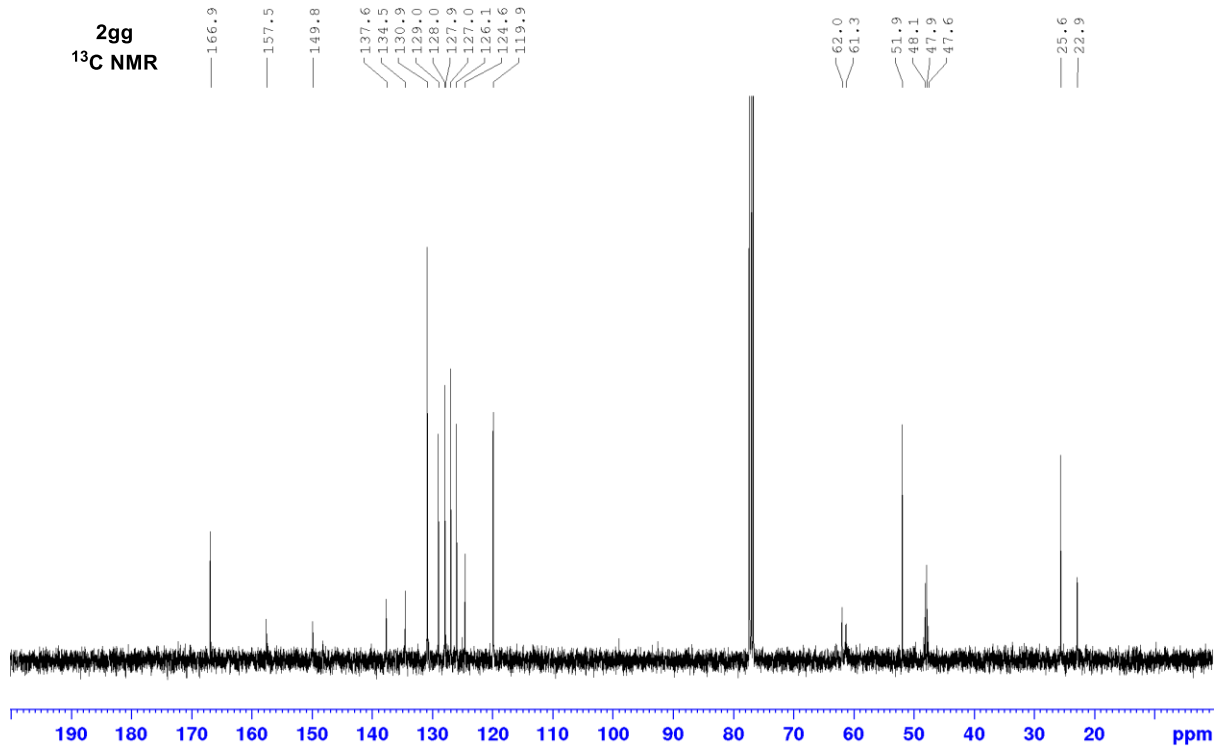


Methyl 4-(((1S*,2S*)-2-(trifluoromethyl)-3,4-dihydro-2H,4'H-spiro[naphthalene-1,5'-thiazol]-2'-yl)amino)benzoate (2gg)

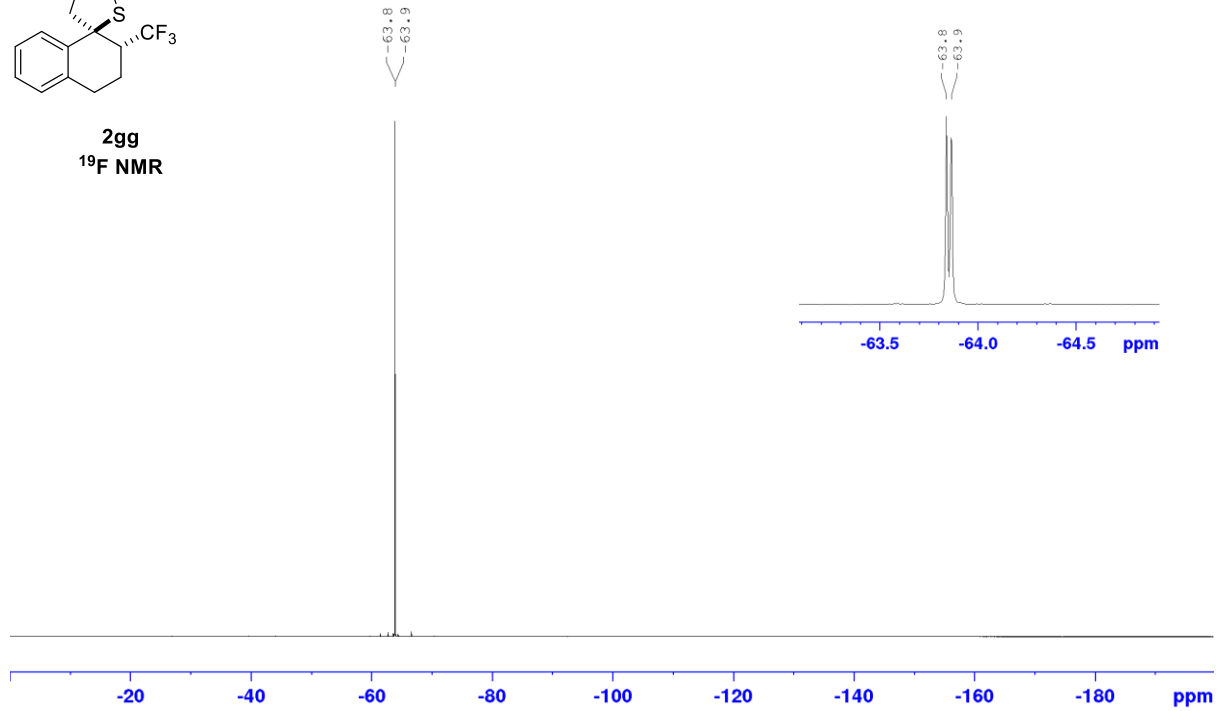




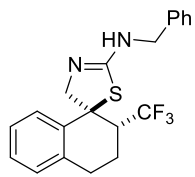
2gg
¹³C NMR



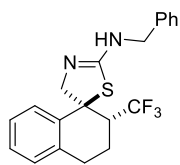
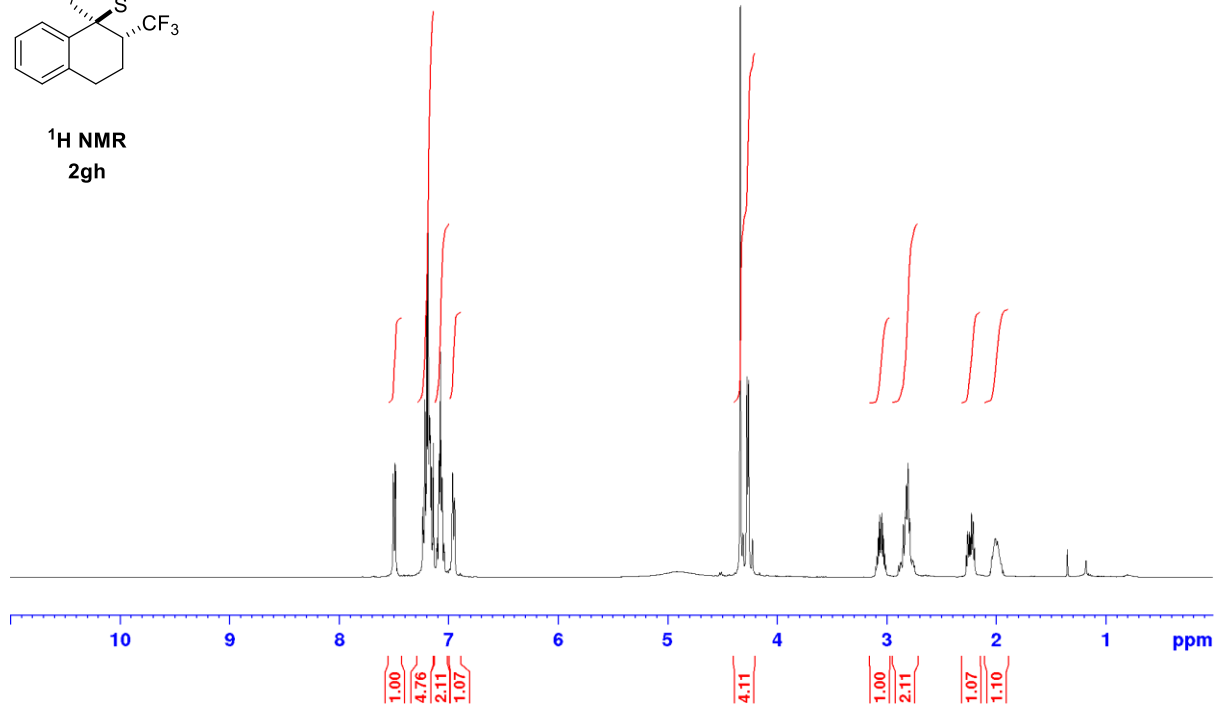
2gg
¹⁹F NMR



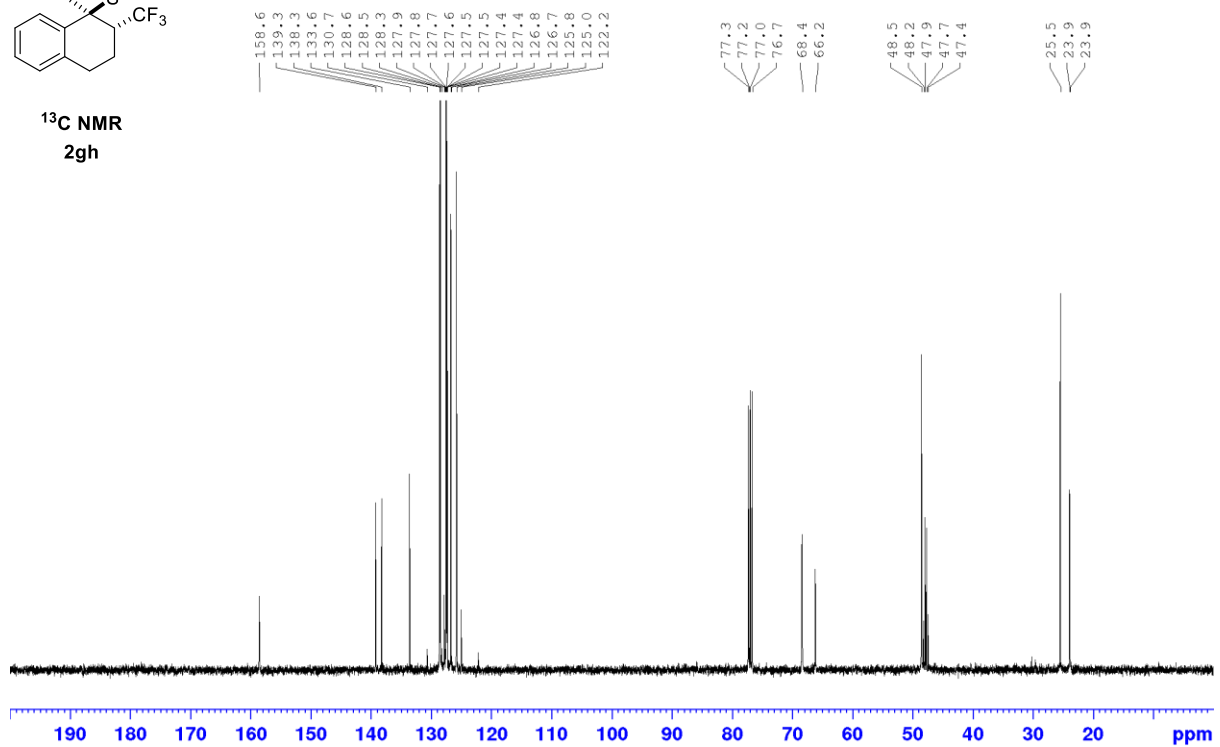
(1*S,2*S**)-N-Benzyl-2-(trifluoromethyl)-3,4-dihydro-2*H*,4'*H*-spiro[naphthalene-1,5'-thiazol]-2'-amine (2gh)**

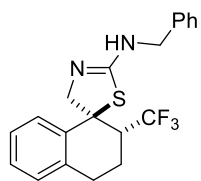


¹H NMR
2gh

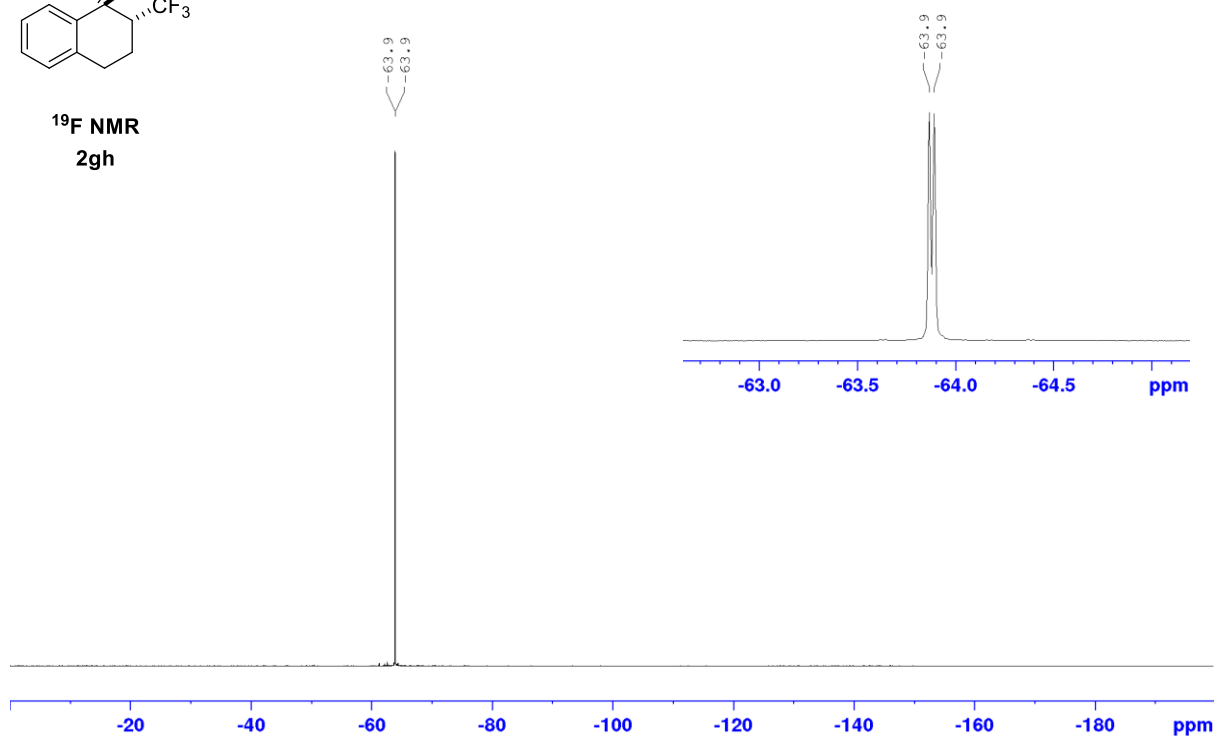


¹³C NMR
2gh

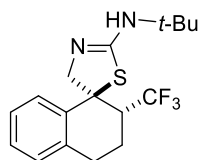




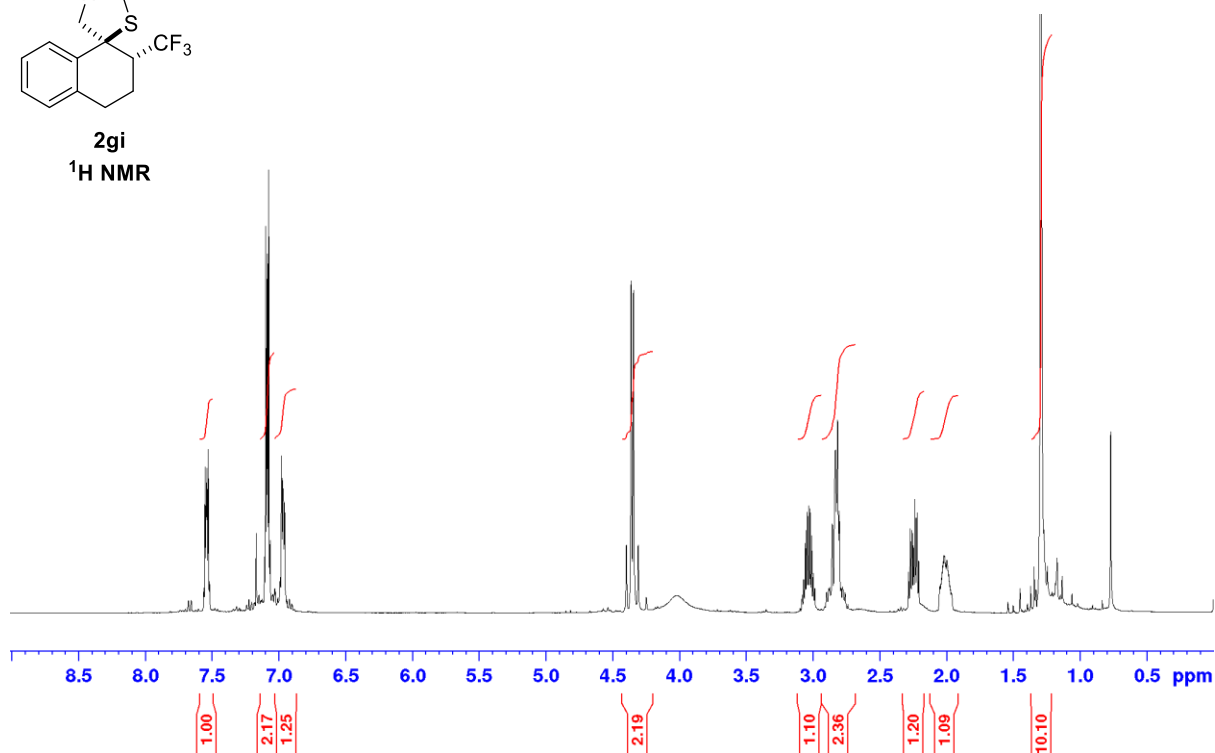
¹⁹F NMR
2gh

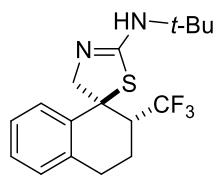


(1*S**,2*S**)-*N*-(*tert*-butyl)-2-(trifluoromethyl)-3,4-dihydro-2*H*,4'*H*-spiro[naphthalene-1,5'-thiazol]-2'-amine (2gi)

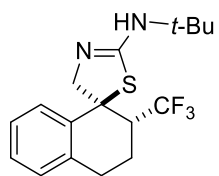
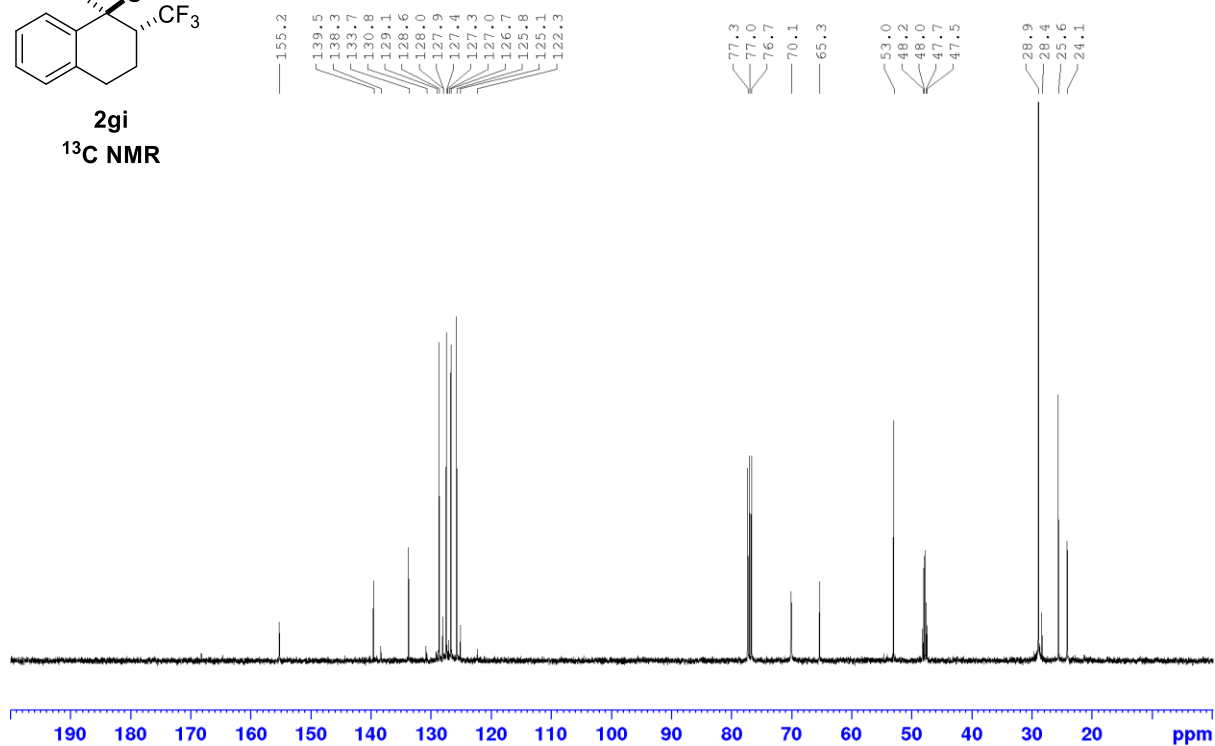


2gi
¹H NMR

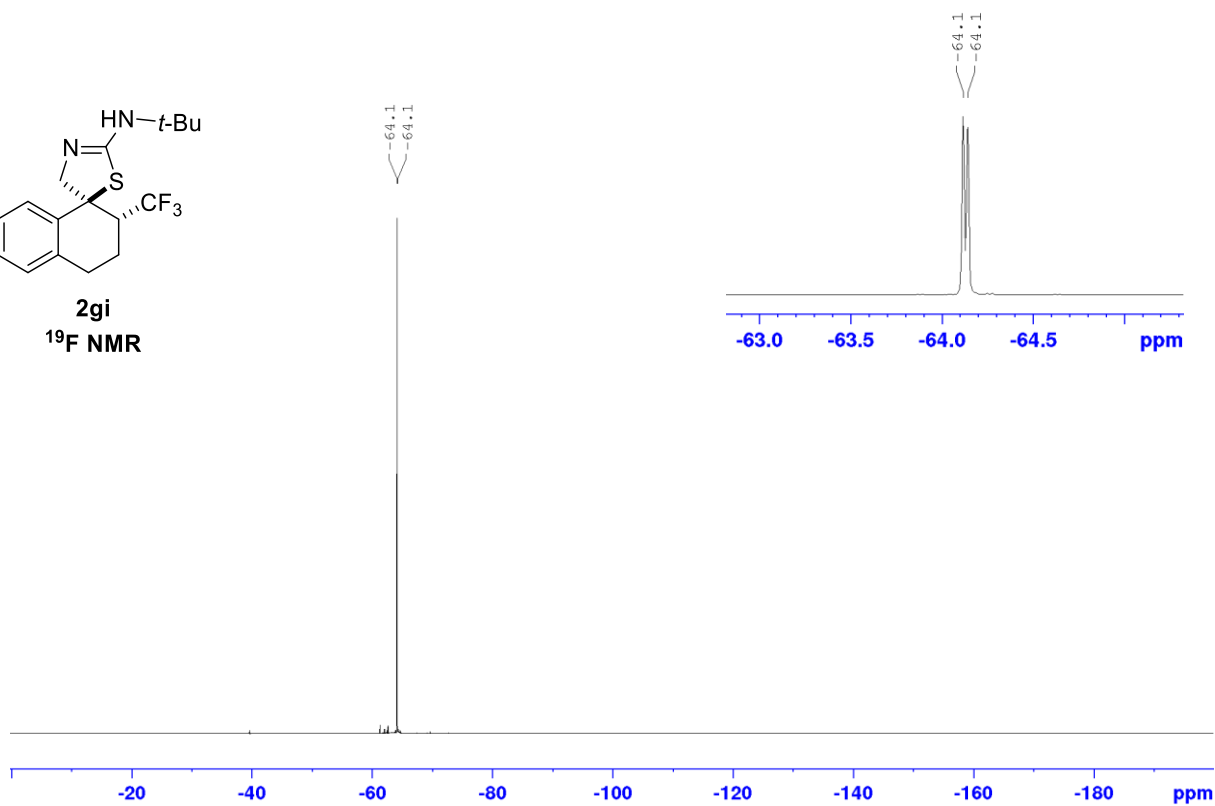




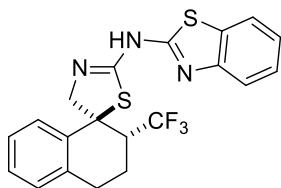
2gi
¹³C NMR



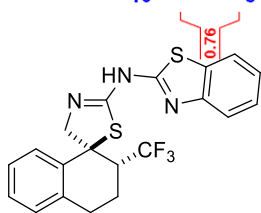
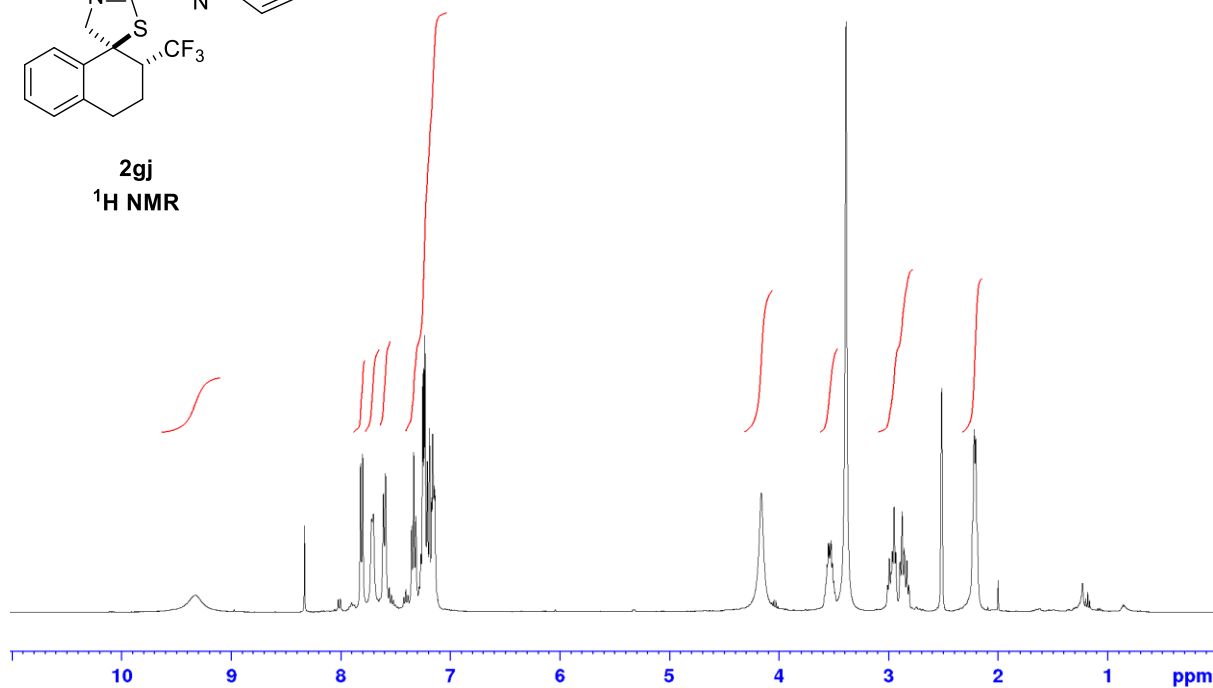
2gi
¹⁹F NMR



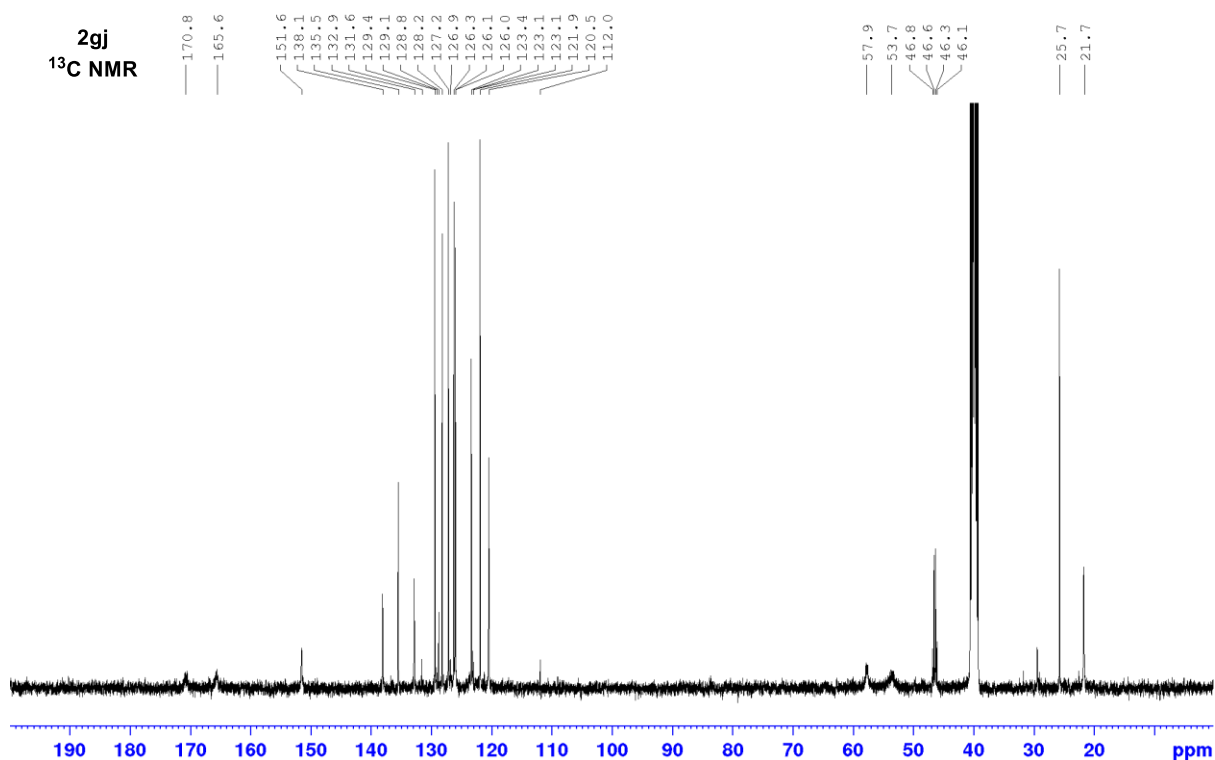
(1*S,2*S**)-*N*-(Benzo[d]thiazol-2-yl)-2-(trifluoromethyl)-3,4-dihydro-2*H*,4'*H*-spiro[naphthalene-1,5'-thiazol]-2'-amine (2gj)**

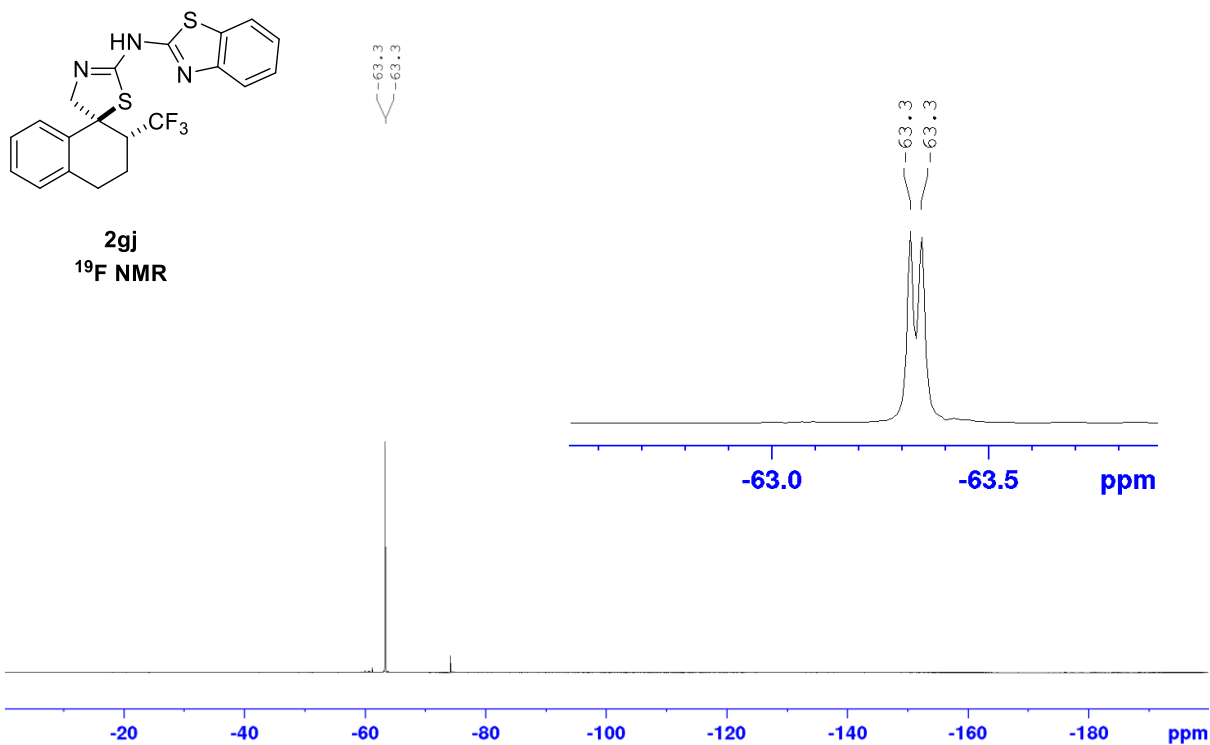


2gj
¹H NMR

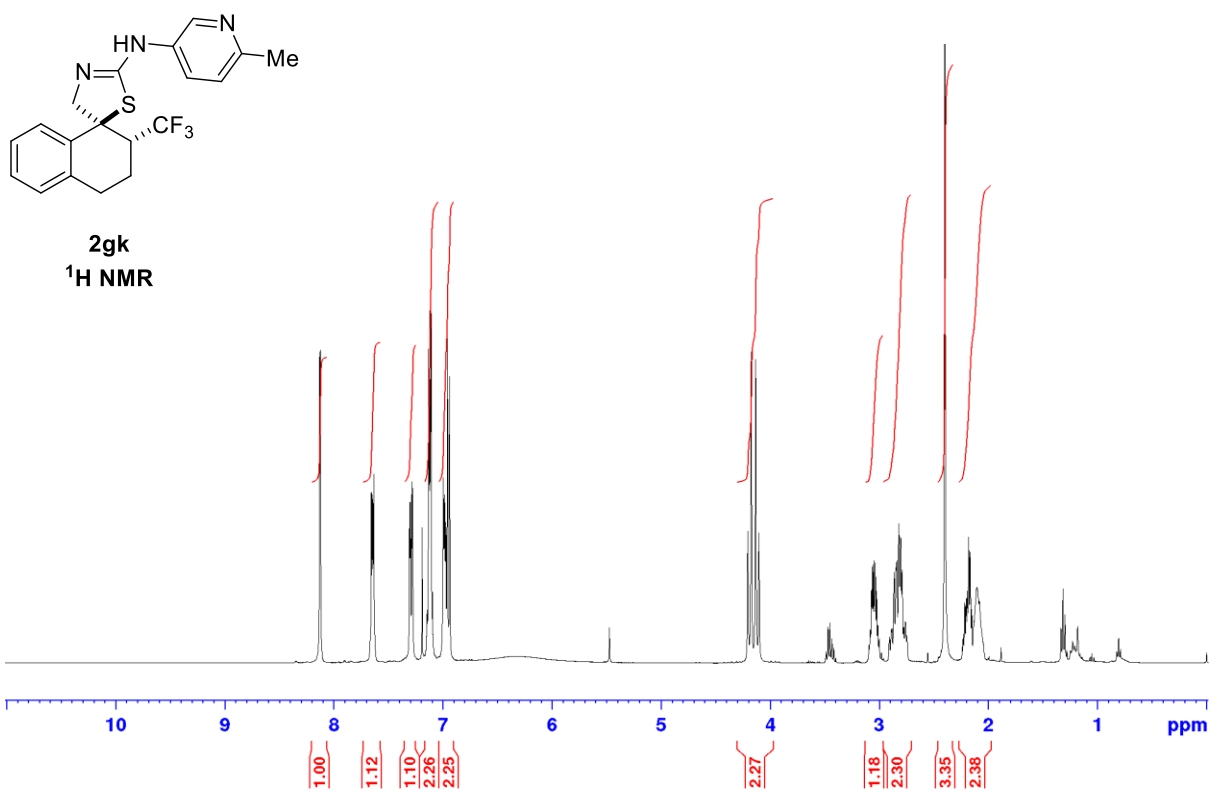


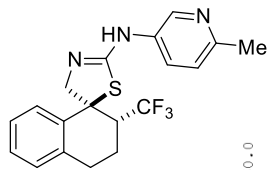
2gj
¹³C NMR



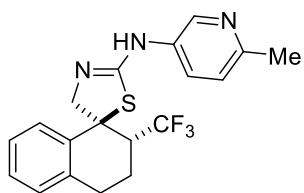
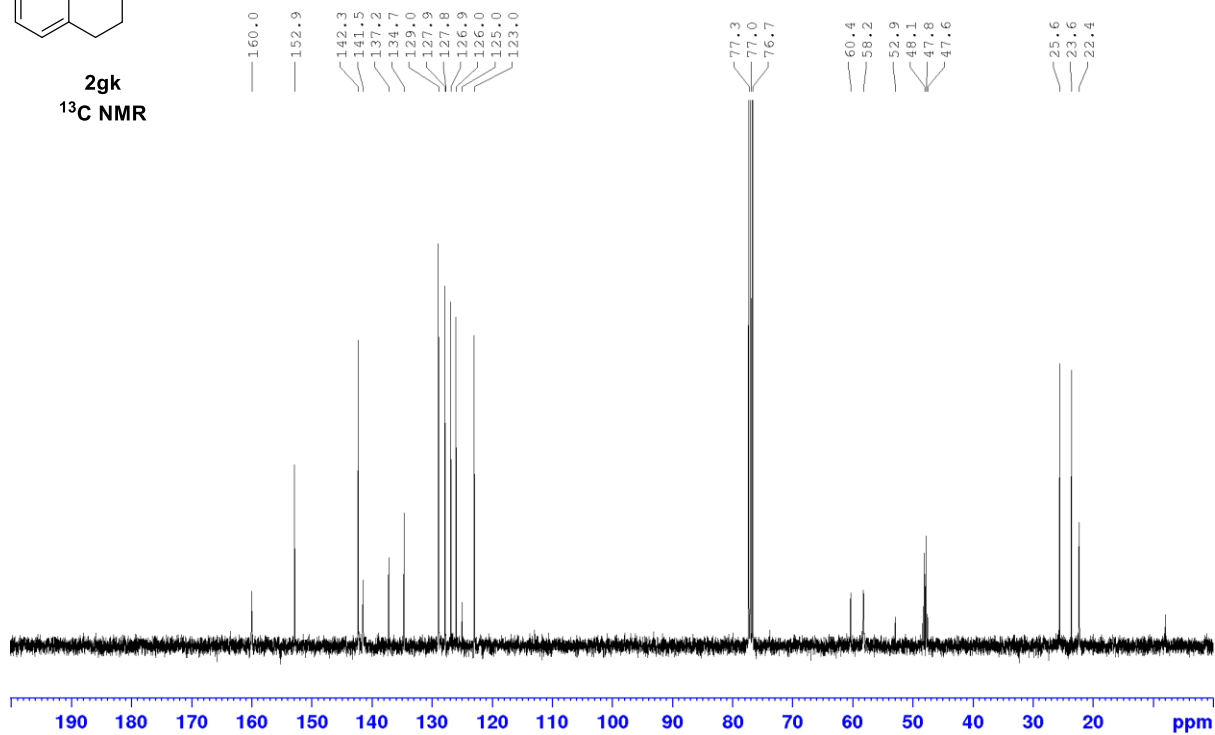


(1*S,2*S**)-N-(6-Methylpyridin-3-yl)-2-(trifluoromethyl)-3,4-dihydro-2H,4'H-spiro[naphthalene-1,5'-thiazol]-2'-amine (2gk)**

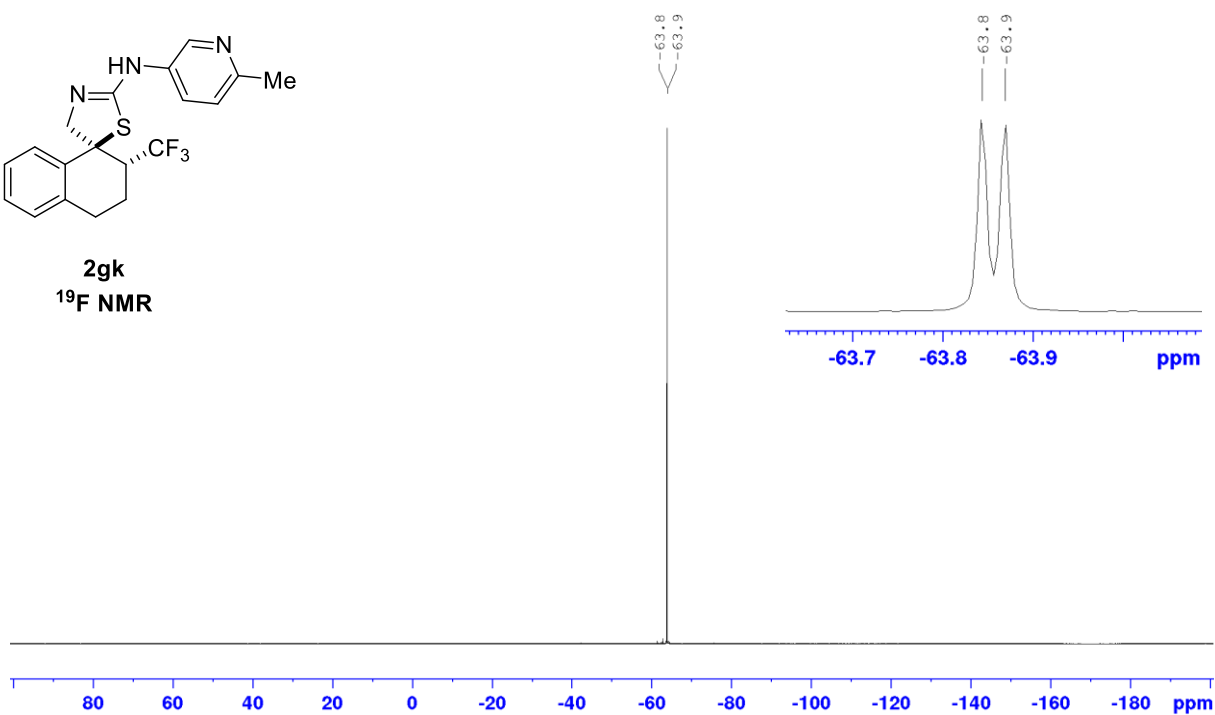




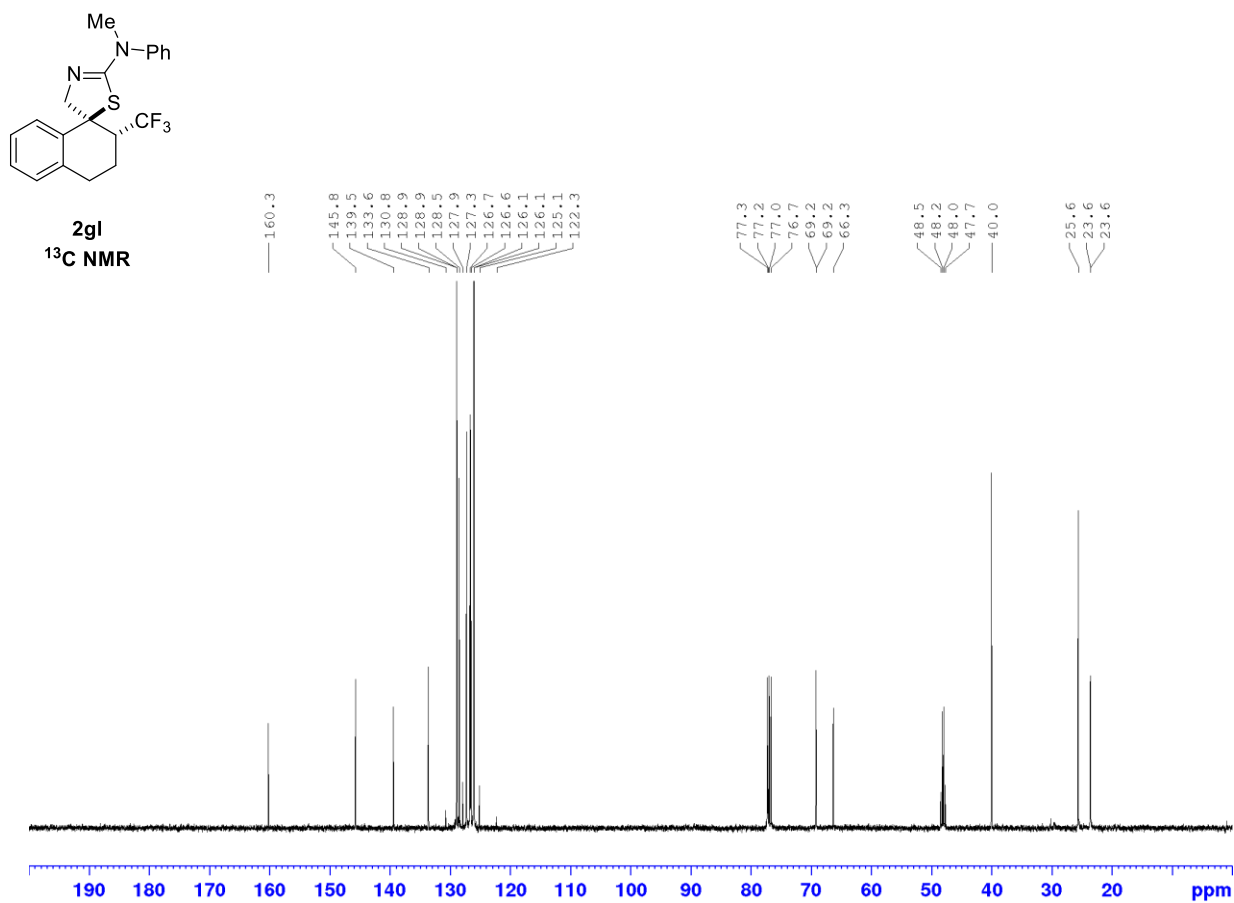
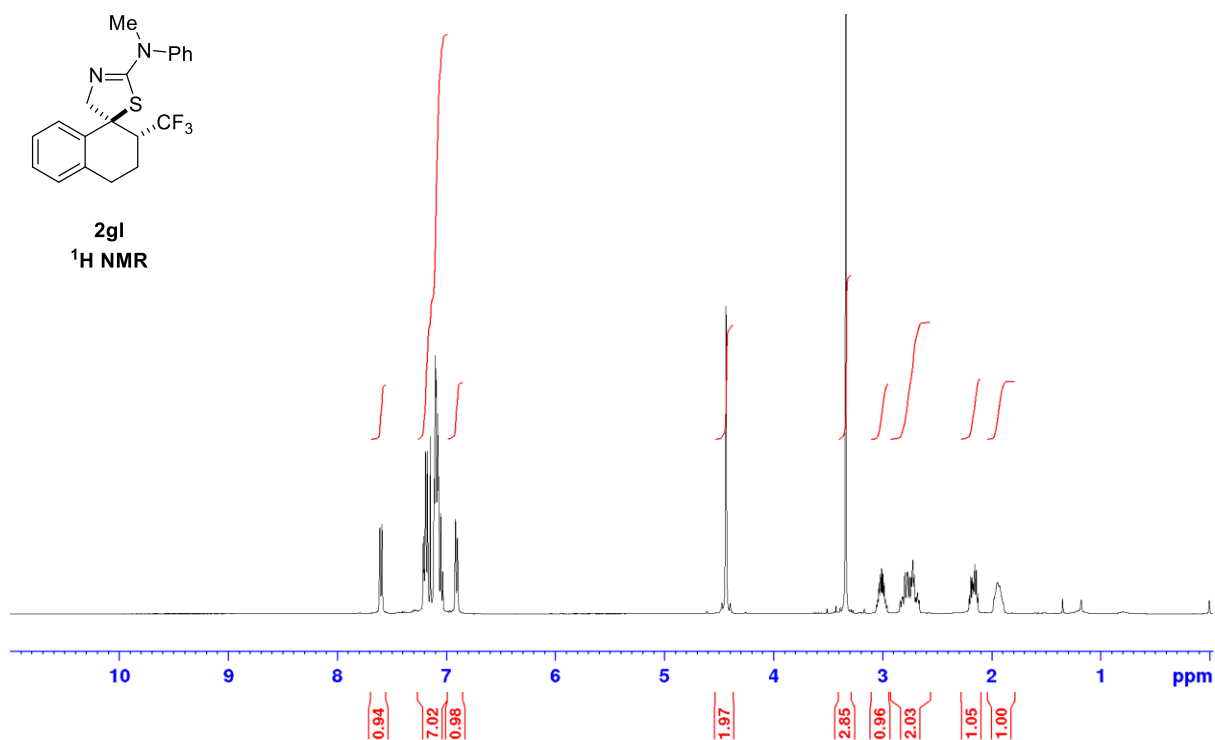
2gk
¹³C NMR

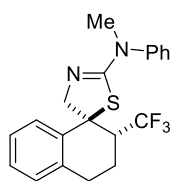


2gk
¹⁹F NMR

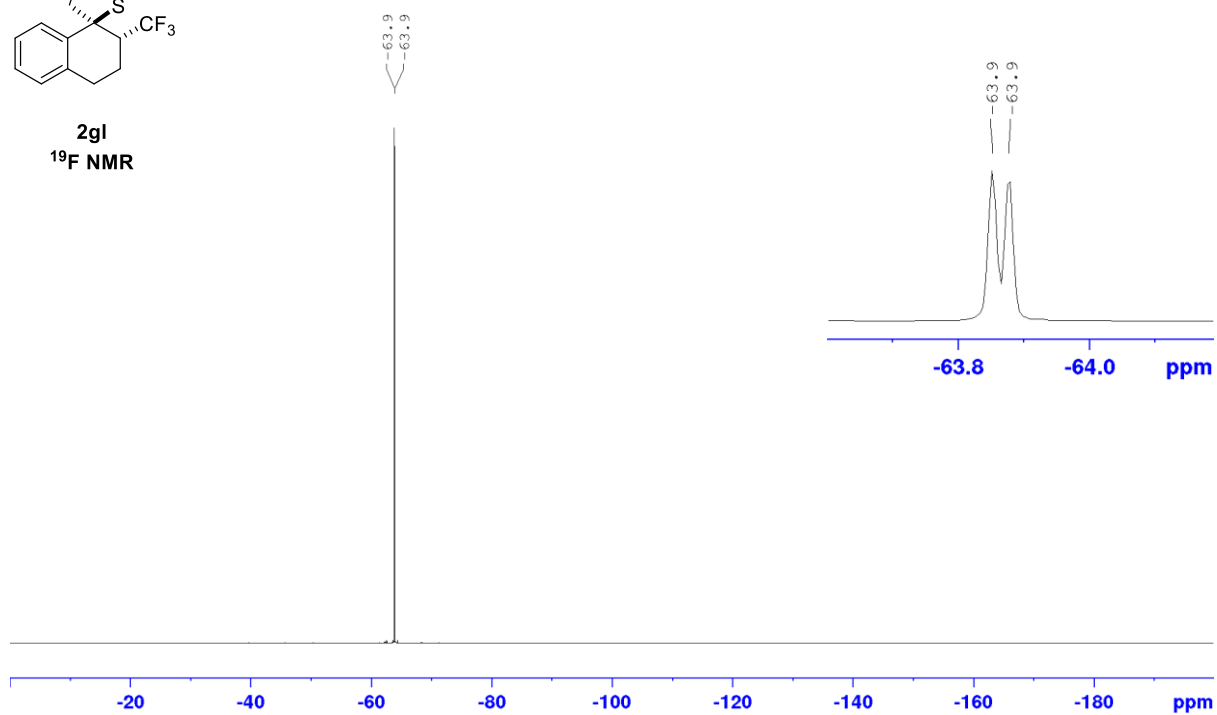


(1*S,2*S**)-N-Methyl-N-phenyl-2-(trifluoromethyl)-3,4-dihydro-2H,4'H-spiro[naphthalene-1,5'-thiazol]-2'-amine (2gl)**

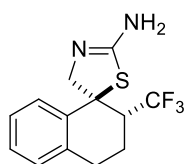




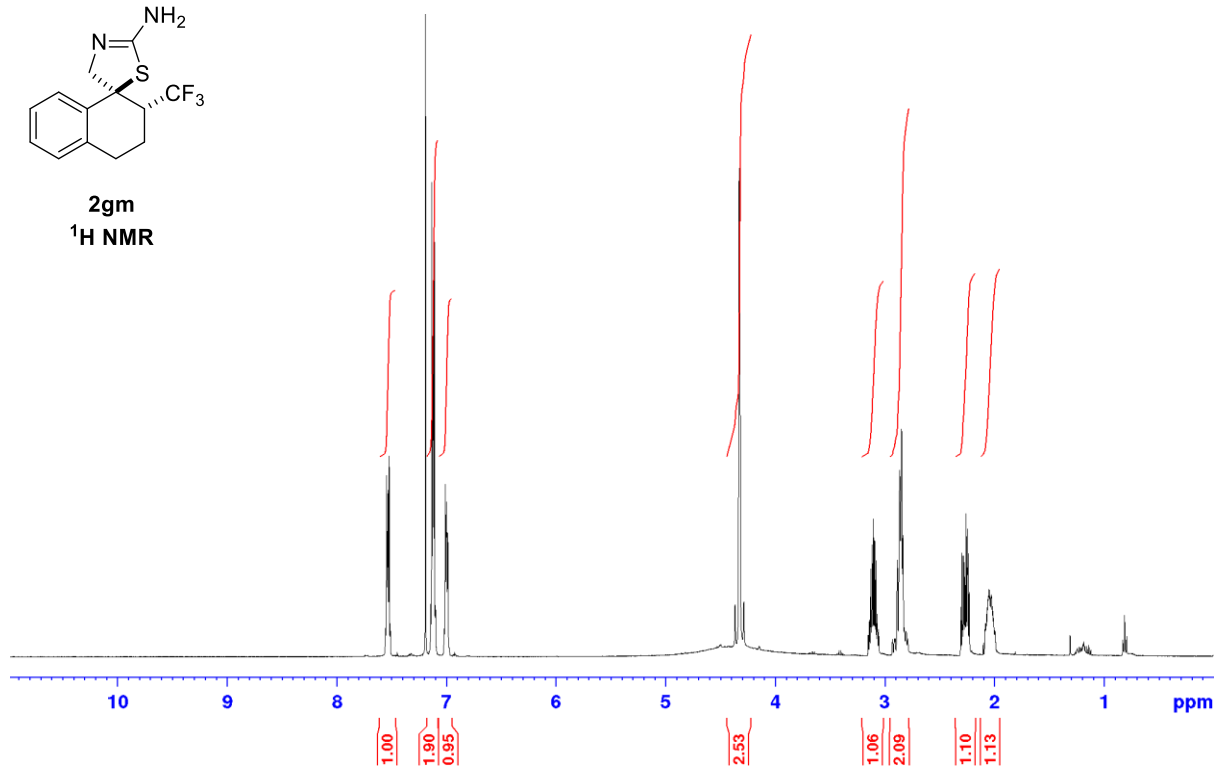
2gl
¹⁹F NMR

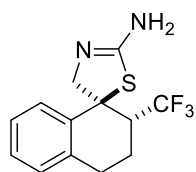


(1S*,2S*)-2-(Trifluoromethyl)-3,4-dihydro-2H,4'H-spiro[naphthalene-1,5'-thiazol]-2'-amine (2gm)

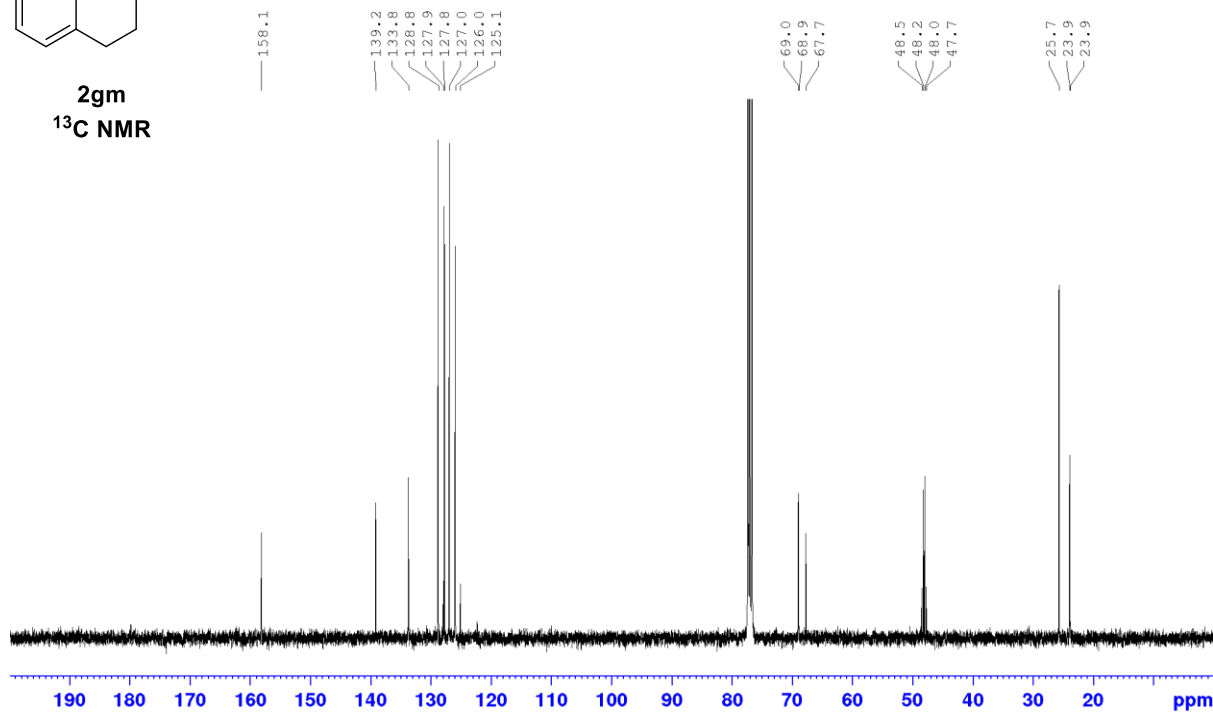


2gm
¹H NMR

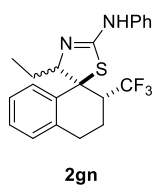




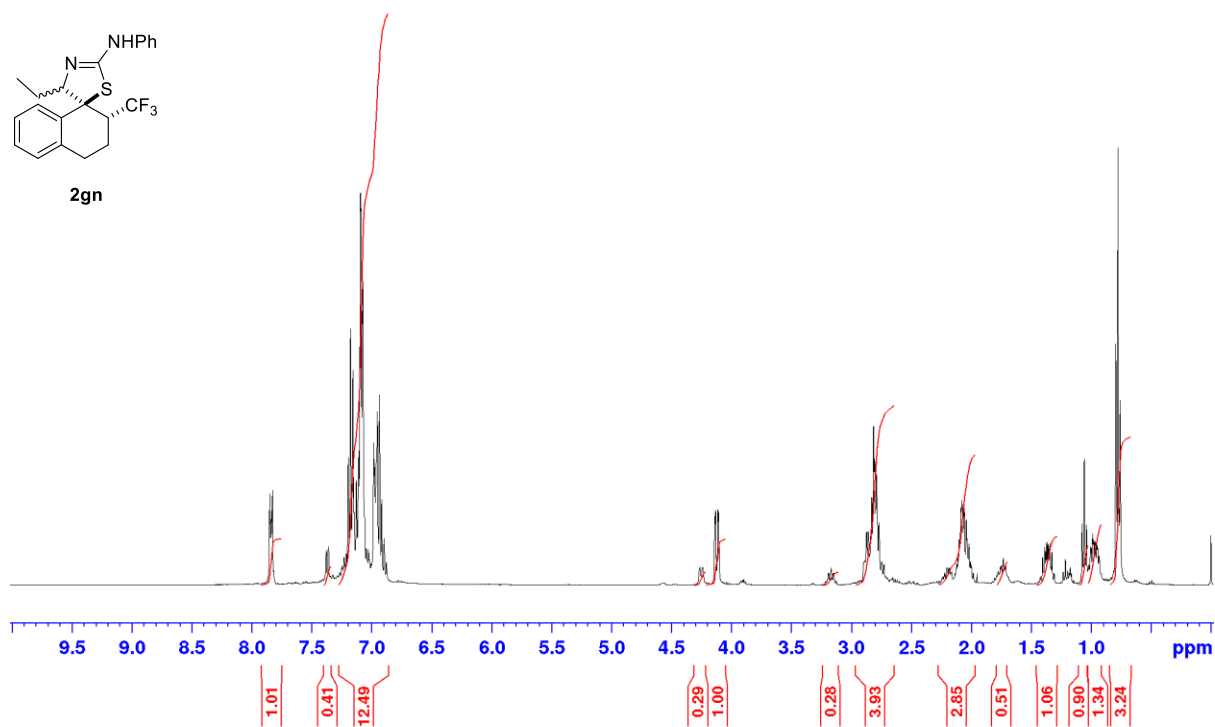
2gm
¹³C NMR

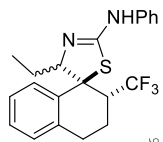


4'-Ethyl-N-phenyl-3,4-dihydro-2H,4'H-spiro[naphthalene-1,5'-thiazol]-2'-amine (2gn)

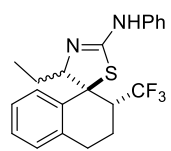
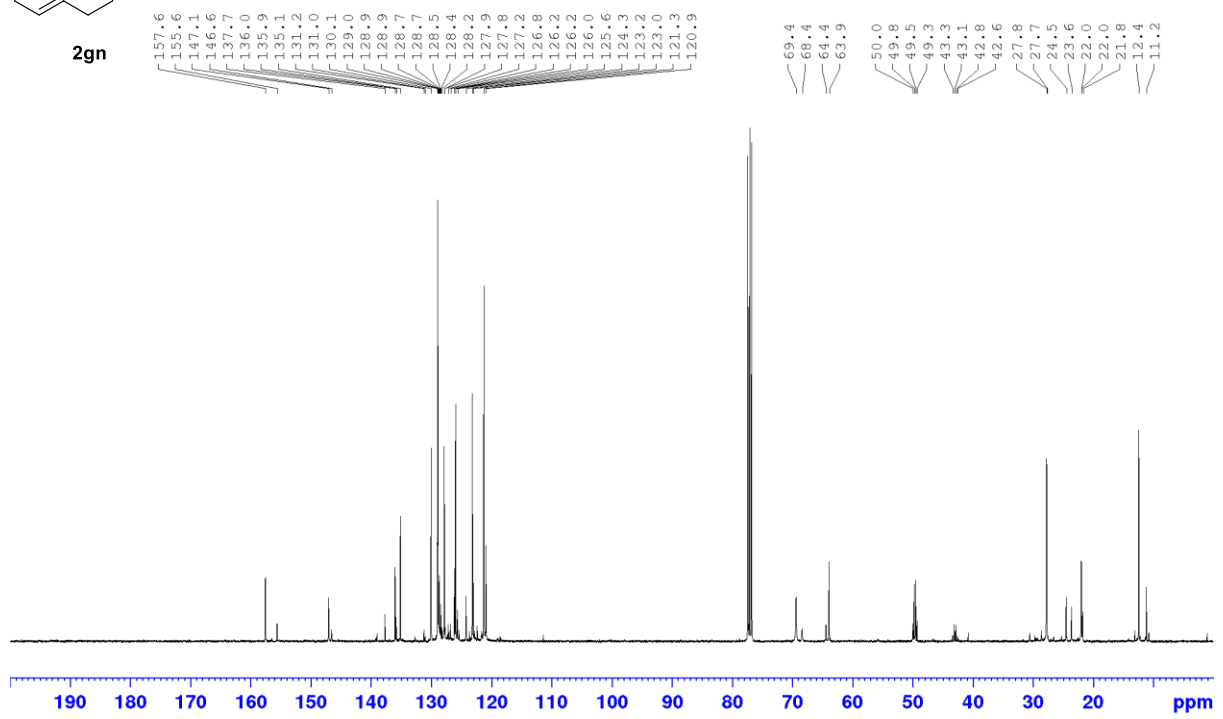


2gn

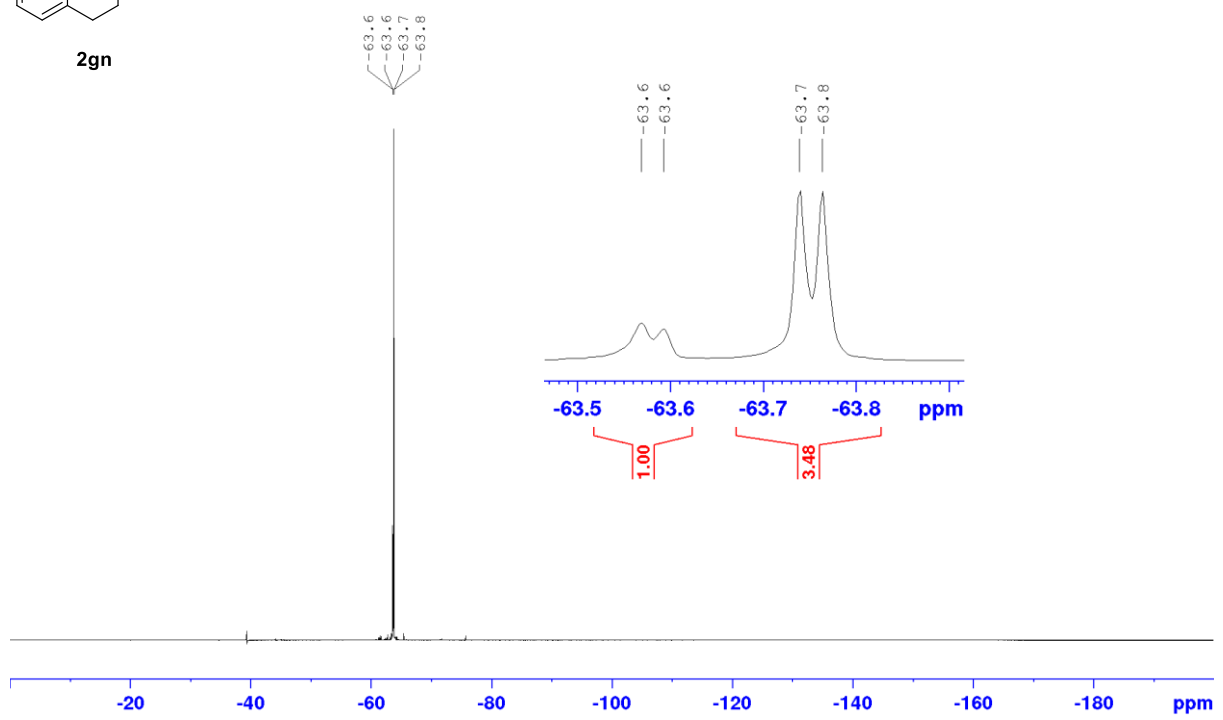


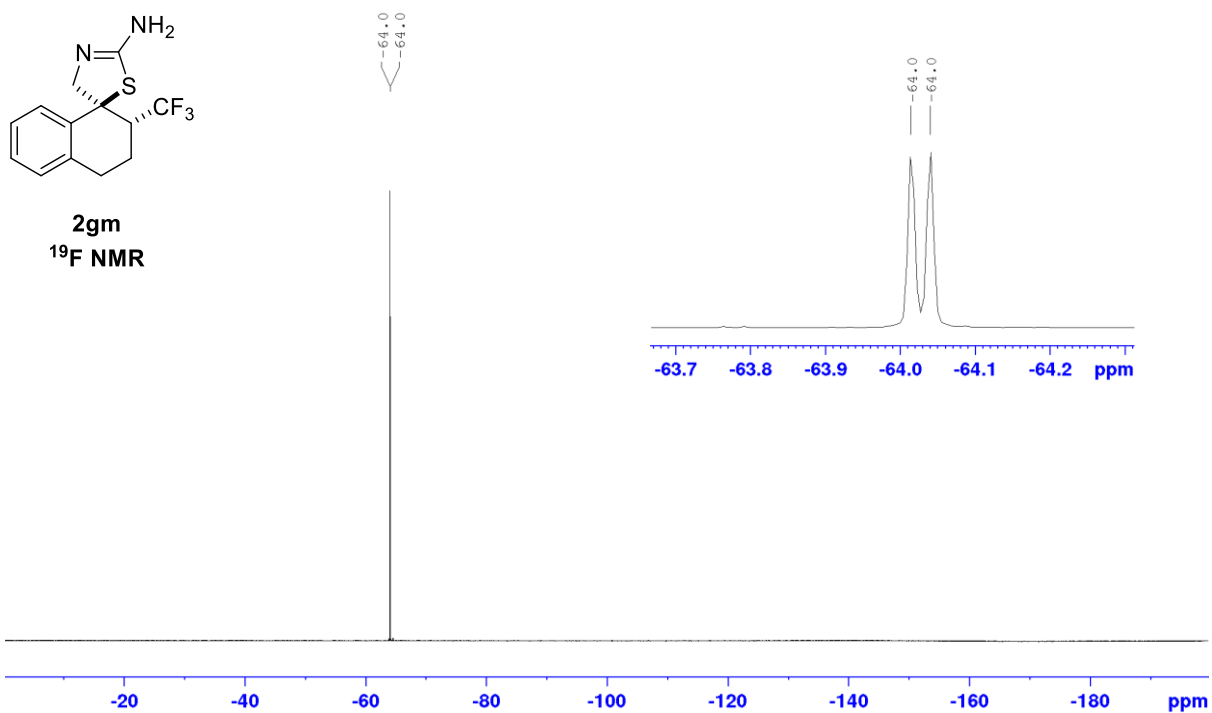


2gn

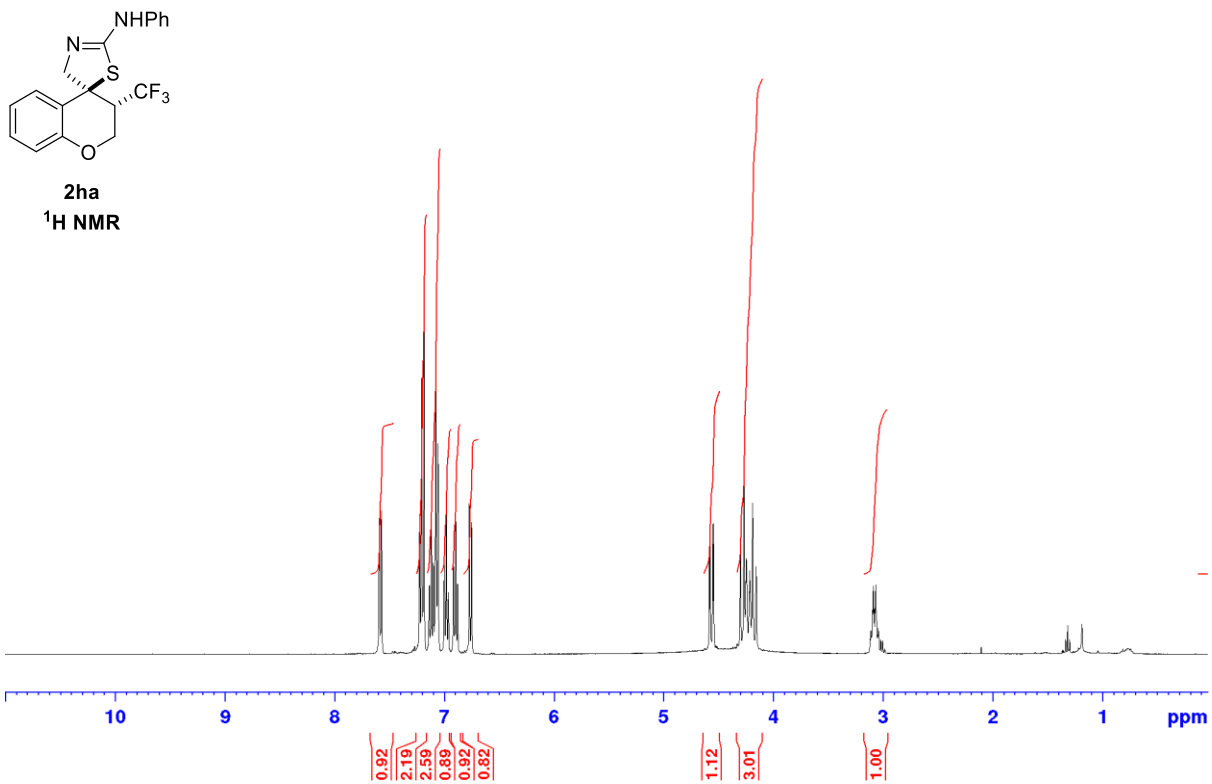


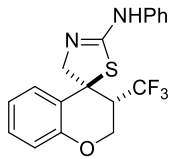
2gn



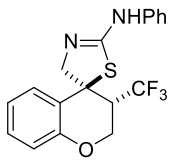
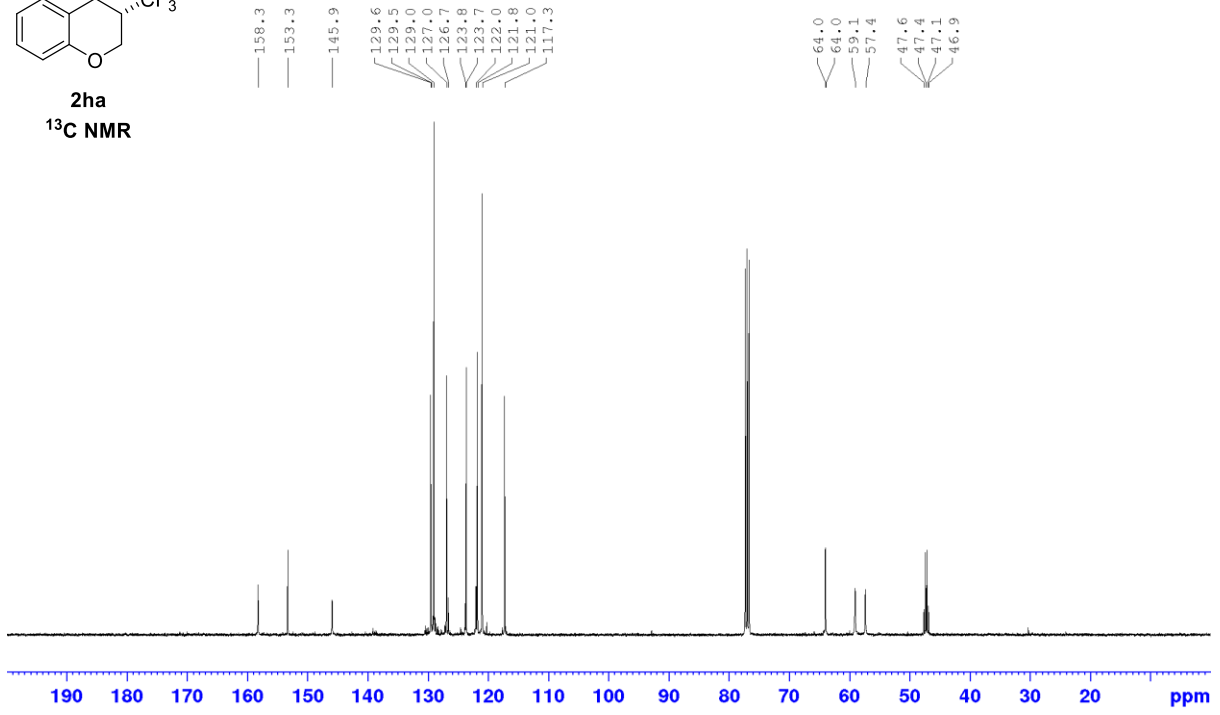


(3S*,4S*)-N-Phenyl-3-(trifluoromethyl)-4'H-spiro[chromane-4,5'-thiazol]-2'-amine (2ha)

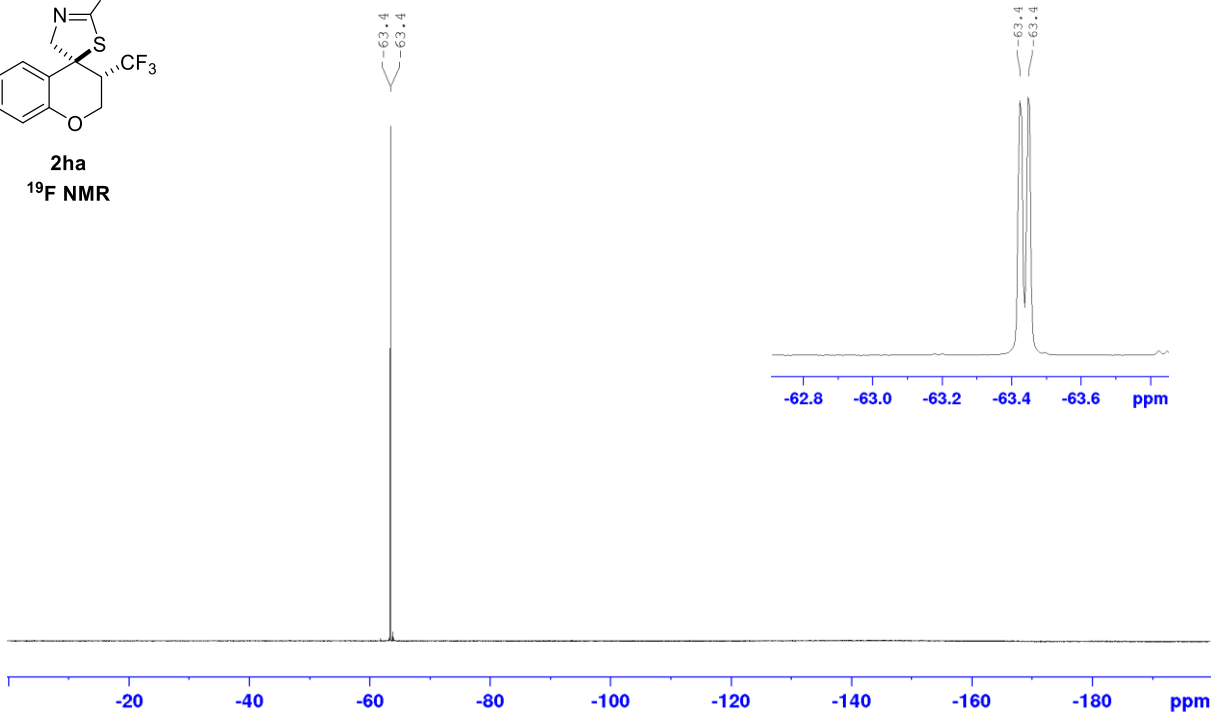




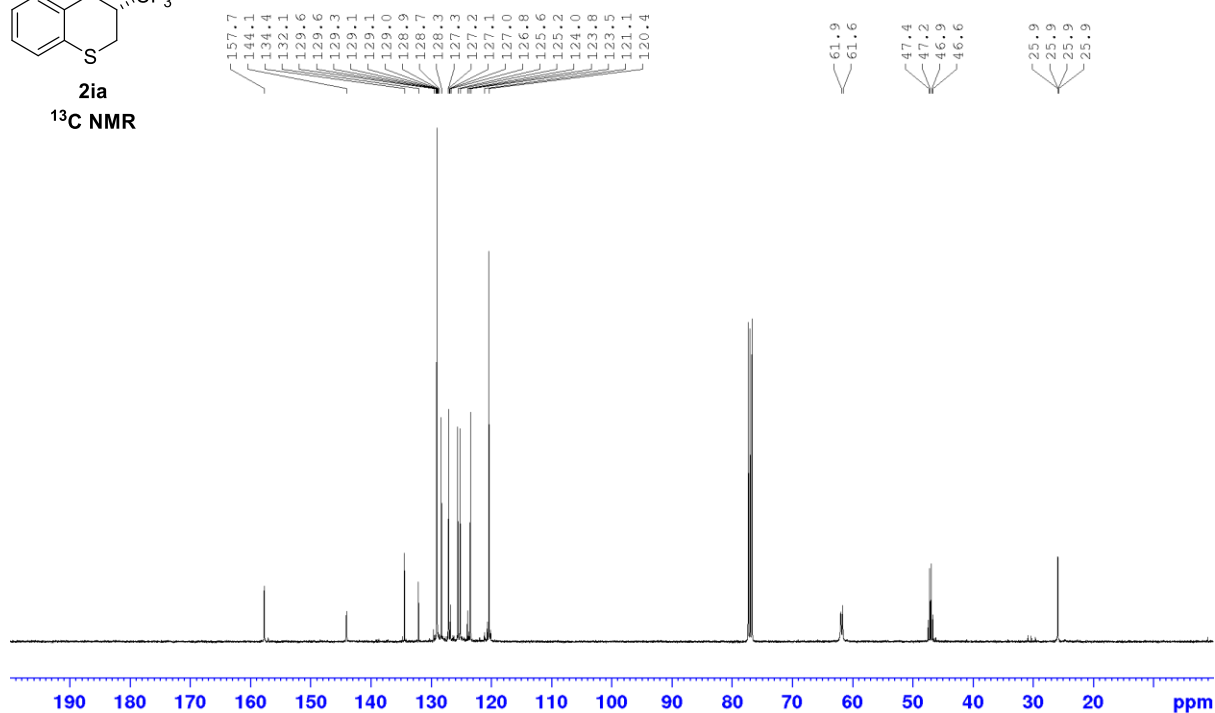
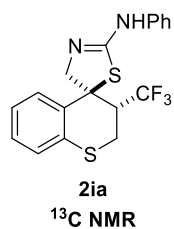
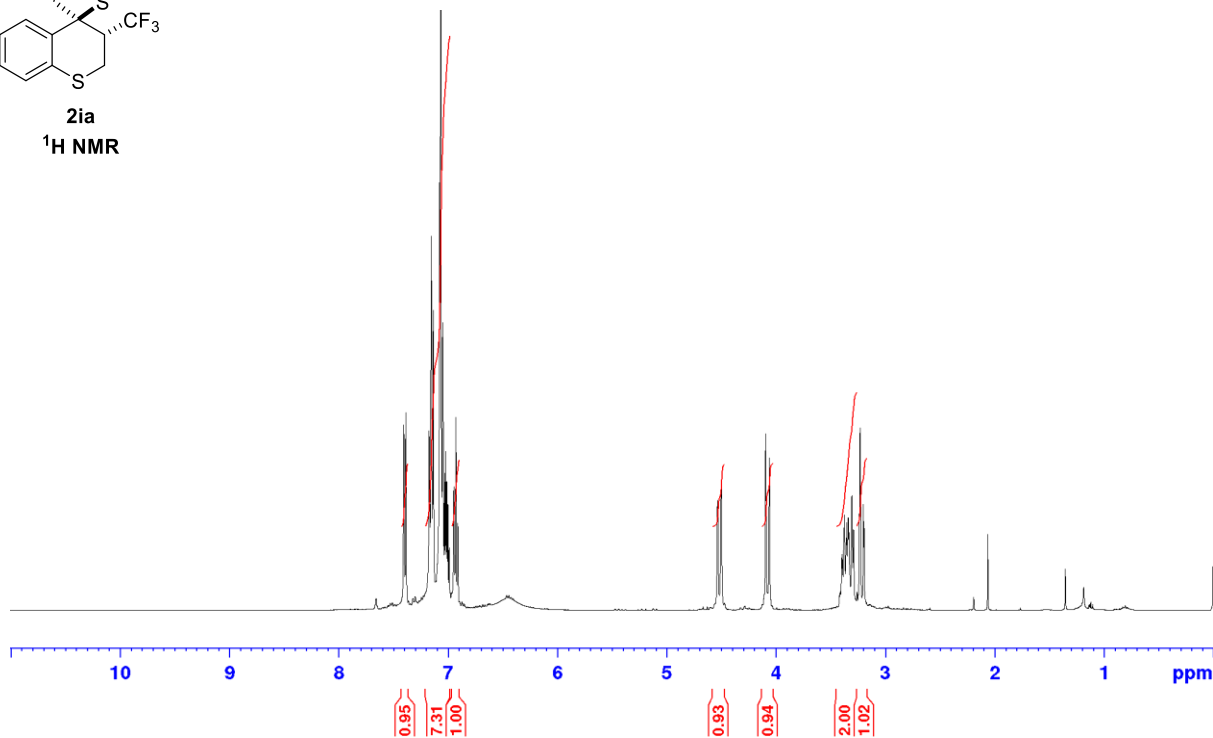
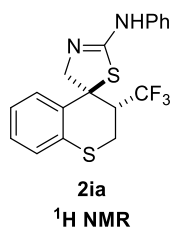
2ha
¹³C NMR

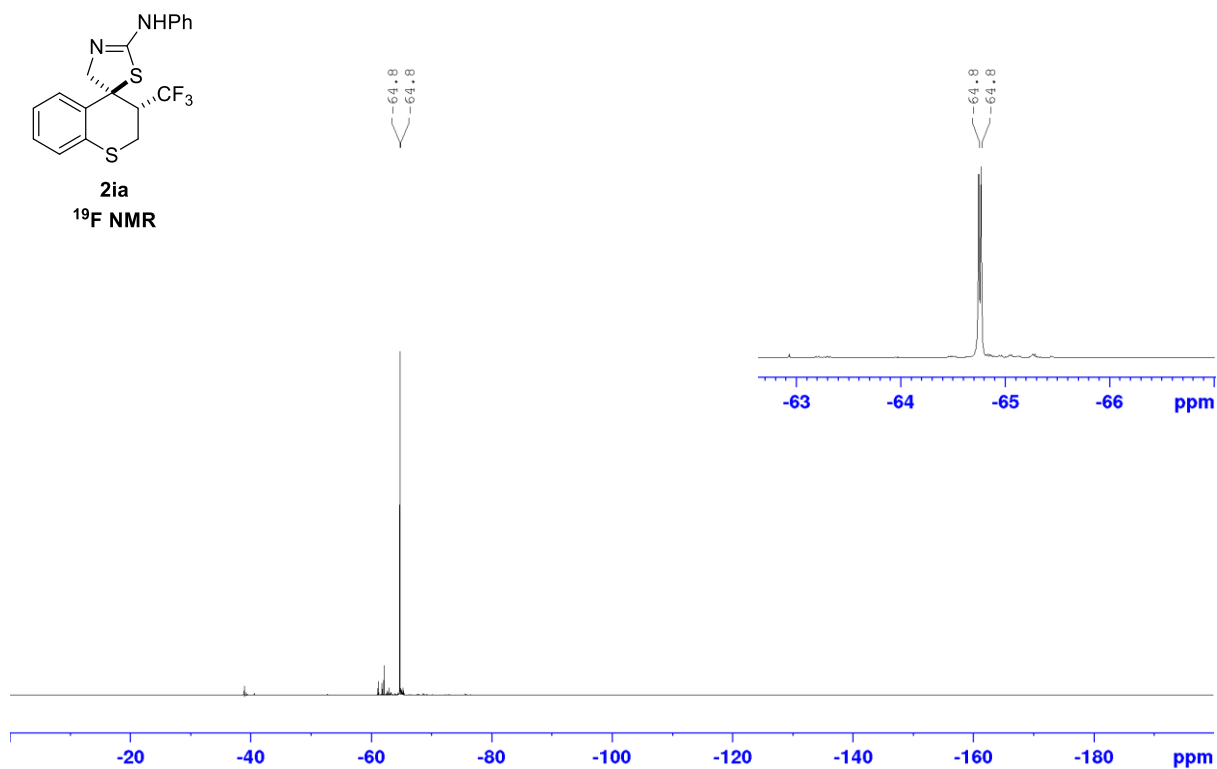


2ha
¹⁹F NMR

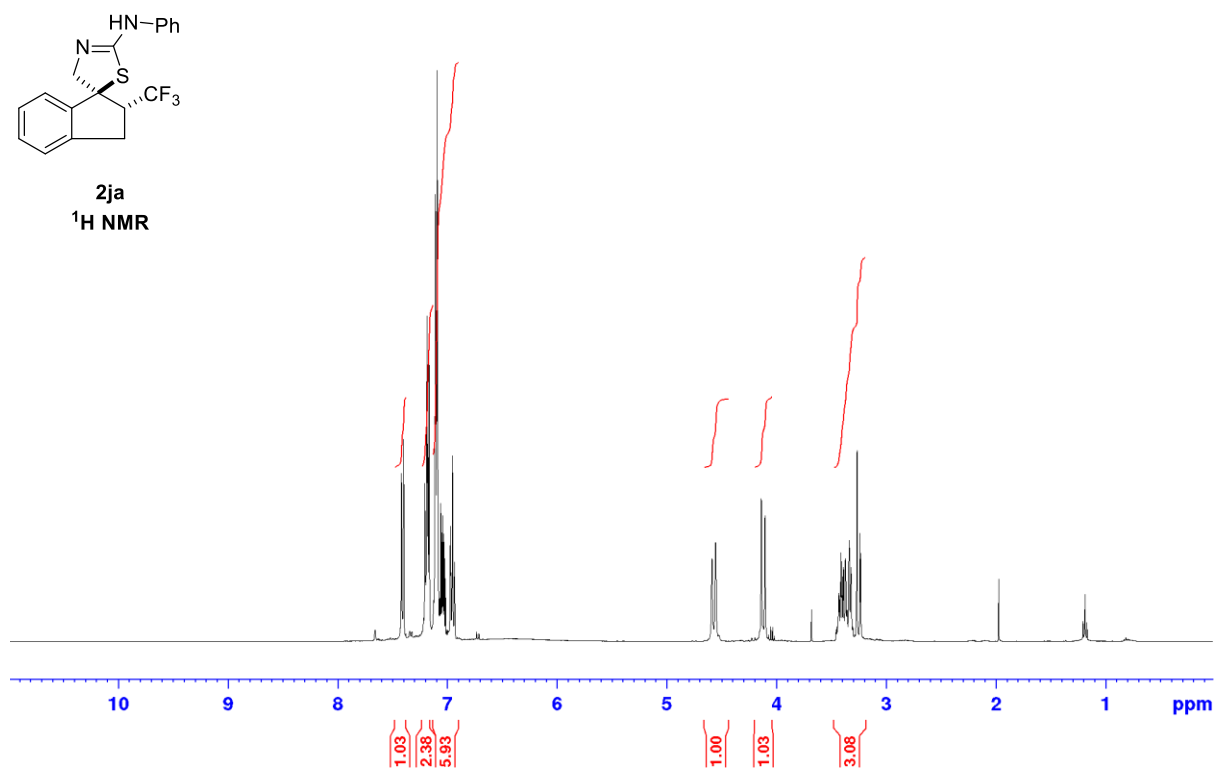


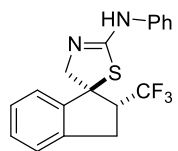
(3'R*,5S*)-N-Phenyl-3'-(trifluoromethyl)-4H-spiro[thiazole-5,4'-thiochroman]-2-amine (2ia)



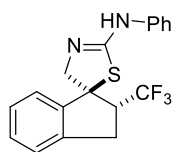
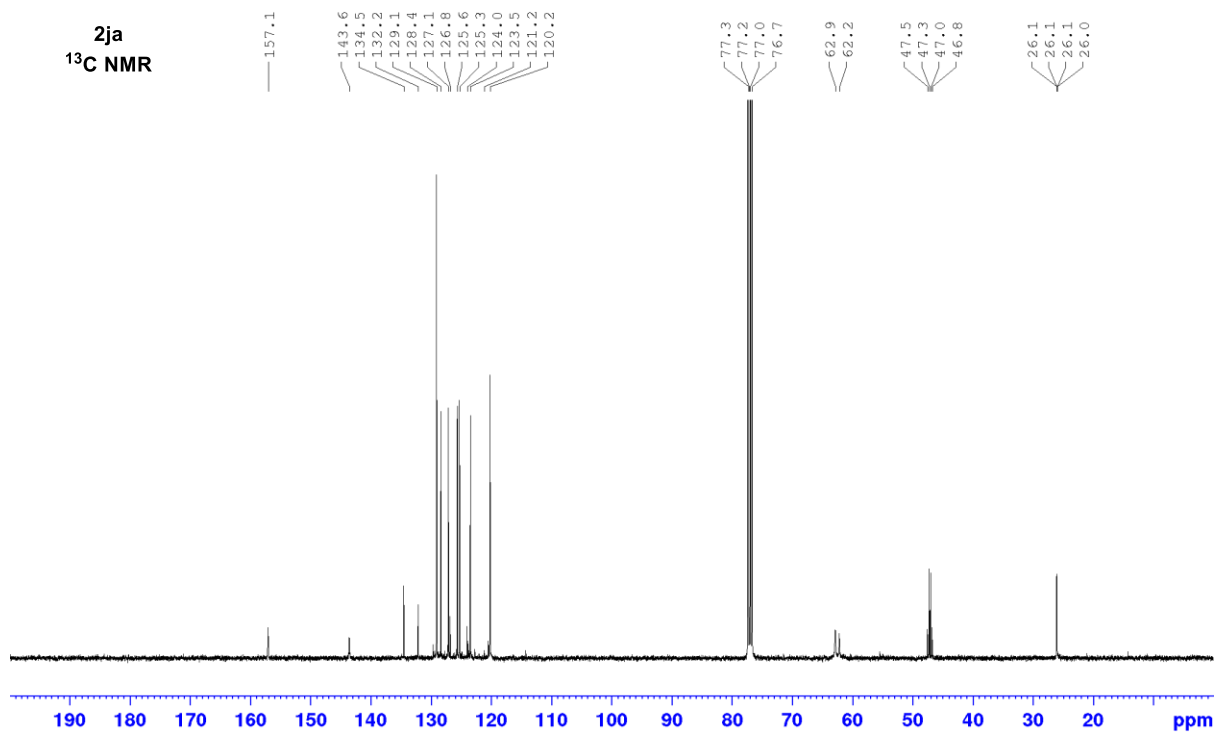


(1*S,2*S**)-*N*-Phenyl-2-(trifluoromethyl)-2,3-dihydro-4'*H*-spiro[indene-1,5'-thiazol]-2'-amine (**2ja**)**

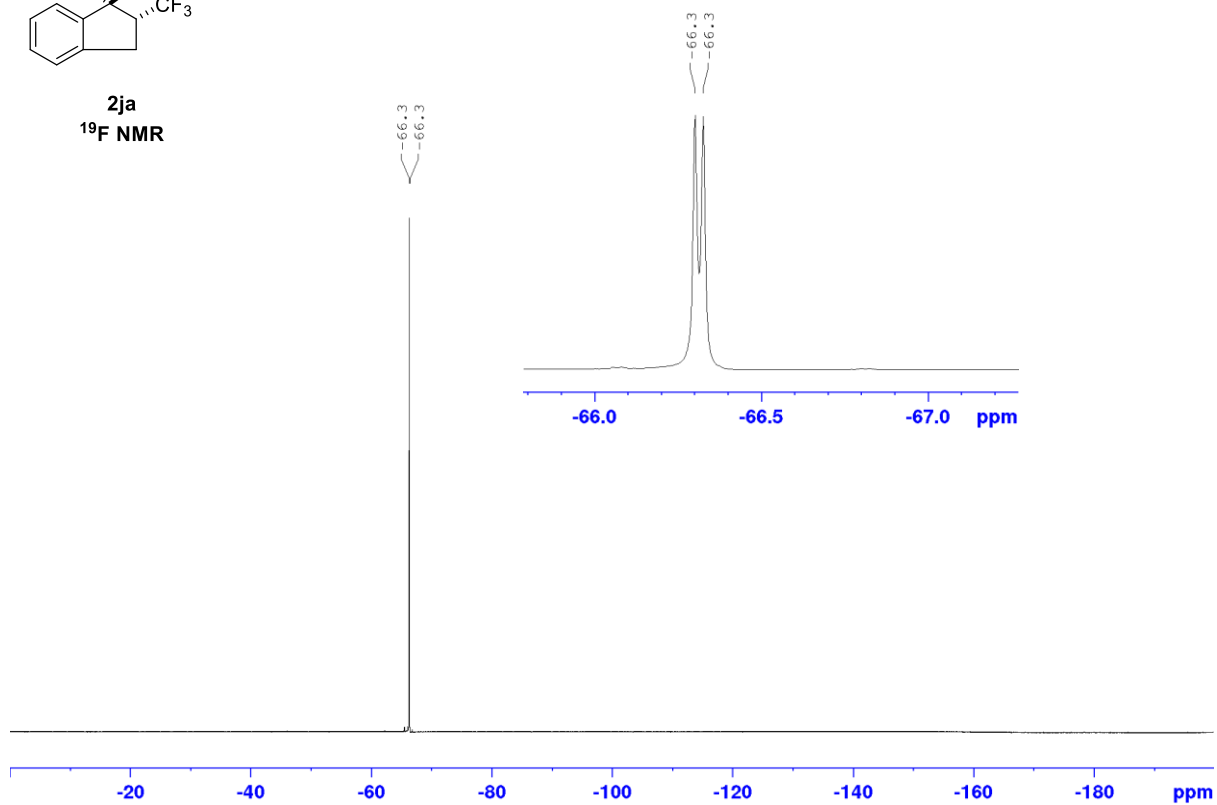




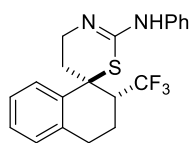
2ja
¹³C NMR



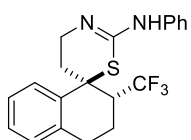
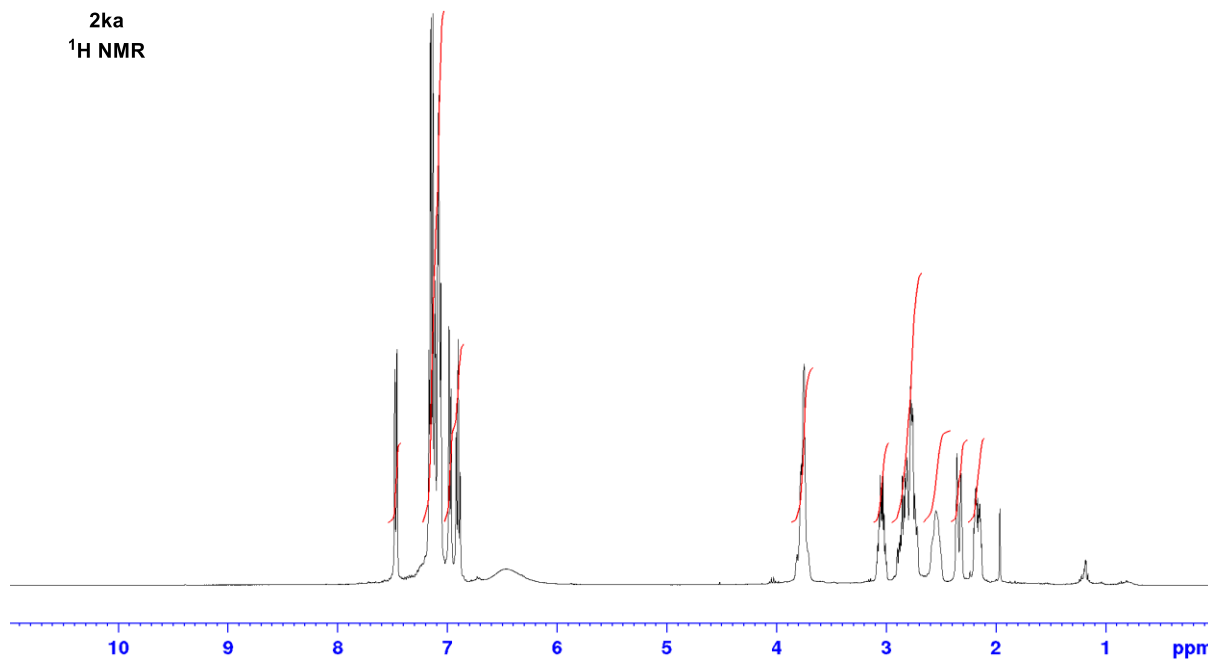
2ja
¹⁹F NMR



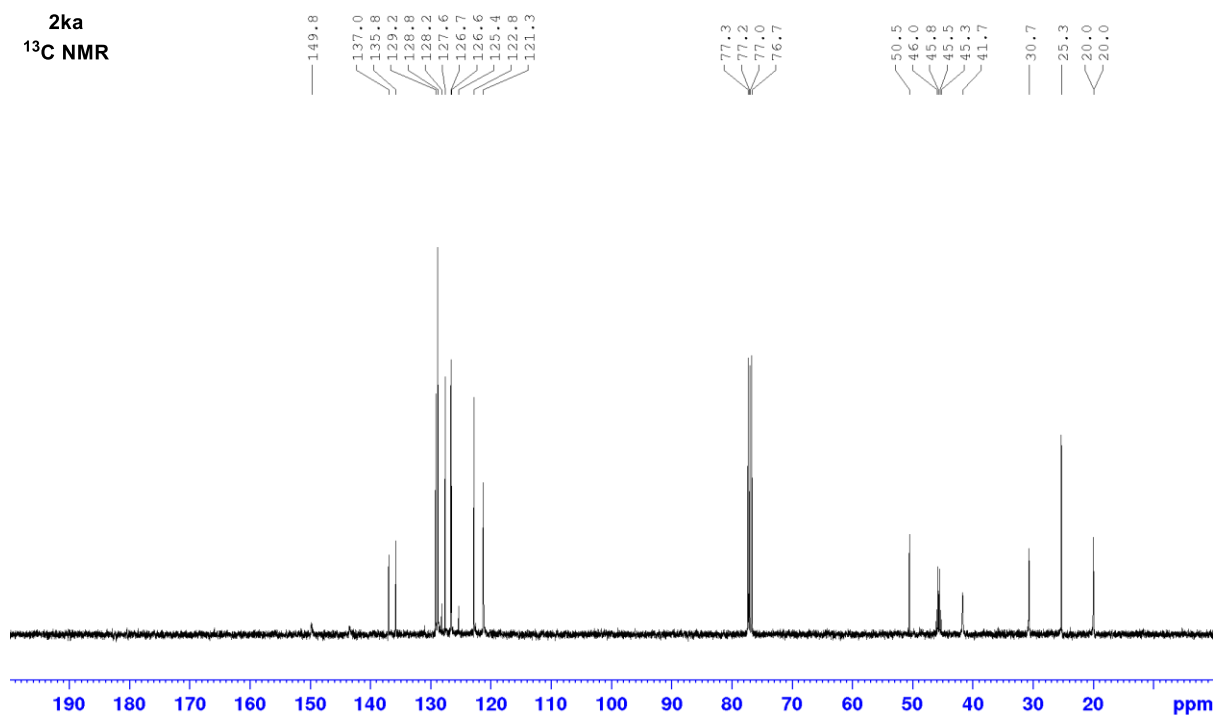
(1*S,2*S**)-N-Phenyl-2-(trifluoromethyl)-3,4,4',5'-tetrahydro-2H-spiro[naphthalene-1,6'-[1,3]thiazin]-2'-amine (2ka)**

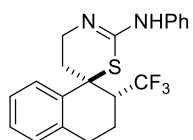


2ka
¹H NMR

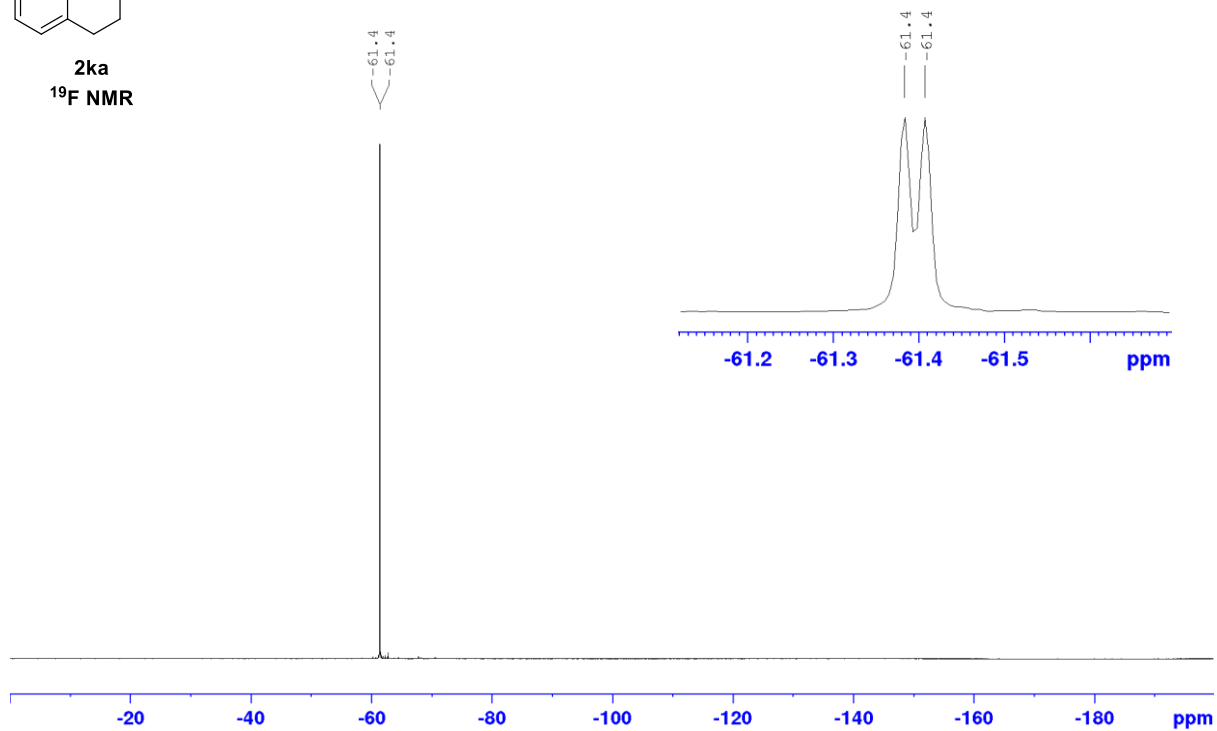


2ka
¹³C NMR

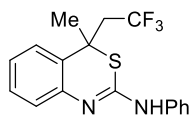




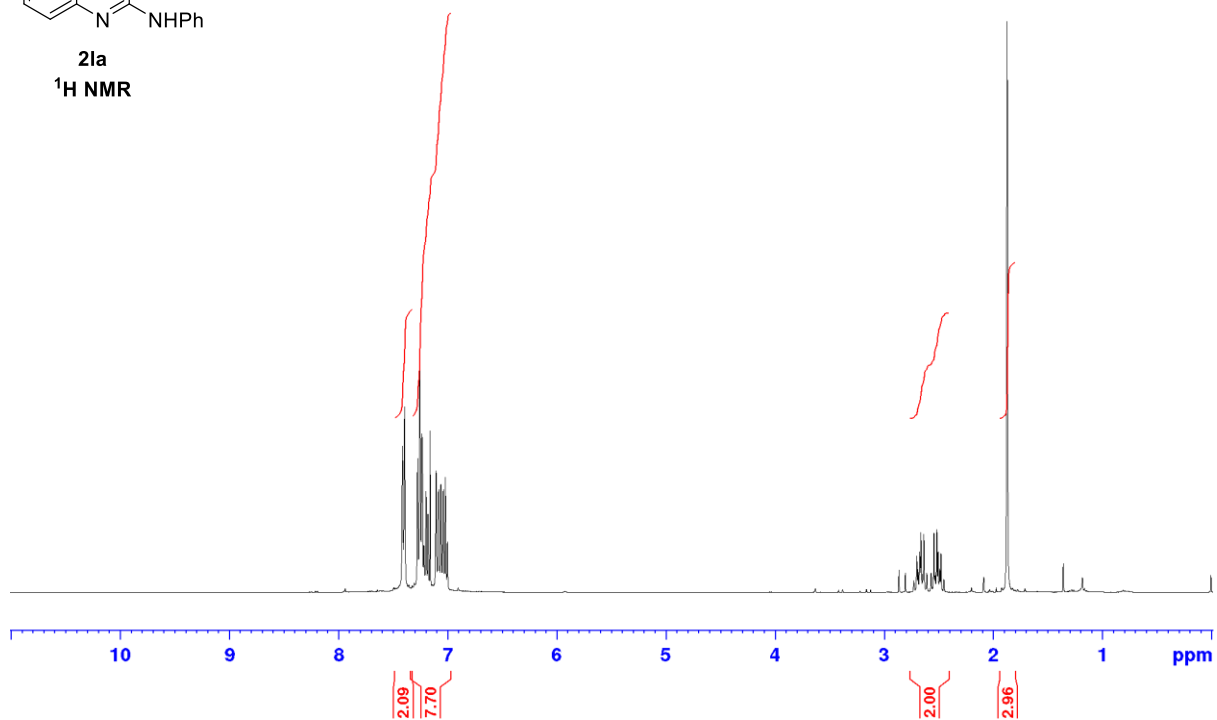
2ka
¹⁹F NMR

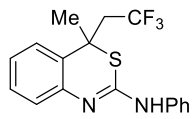


4-Methyl-N-phenyl-4-(2,2,2-trifluoroethyl)-4H-benzo[d][1,3]thiazin-2-amine (2la)

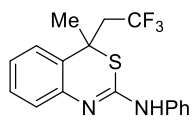
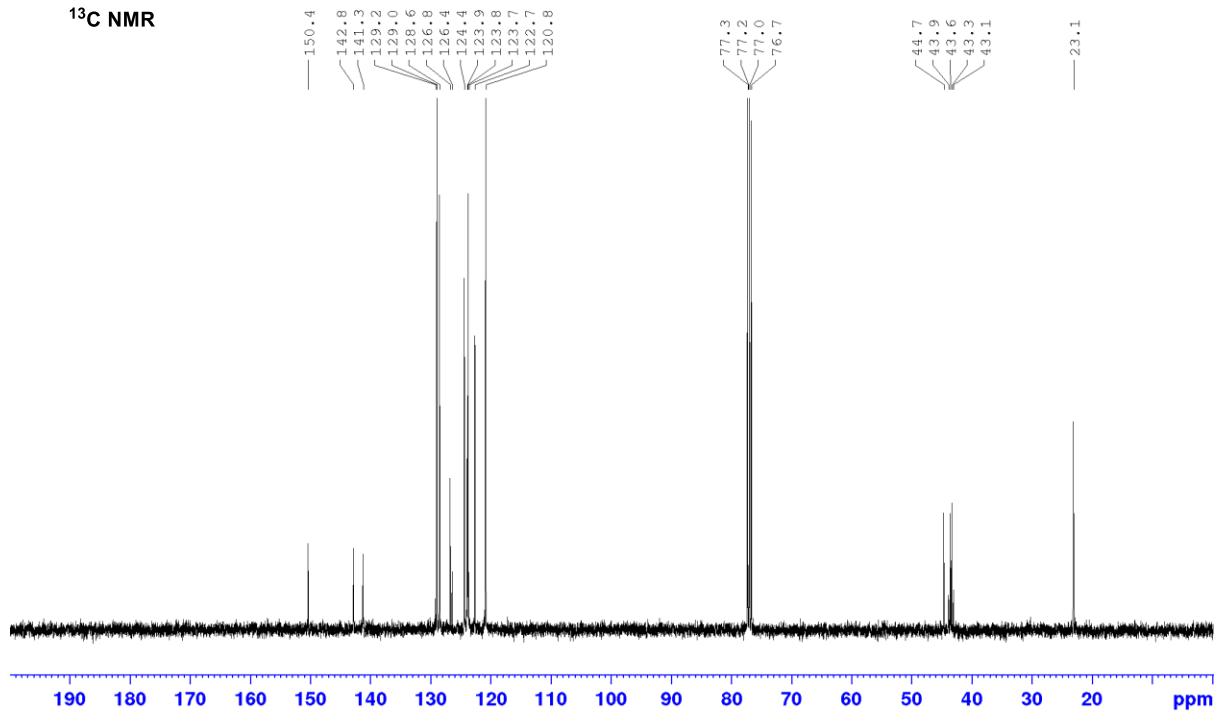


2la
¹H NMR

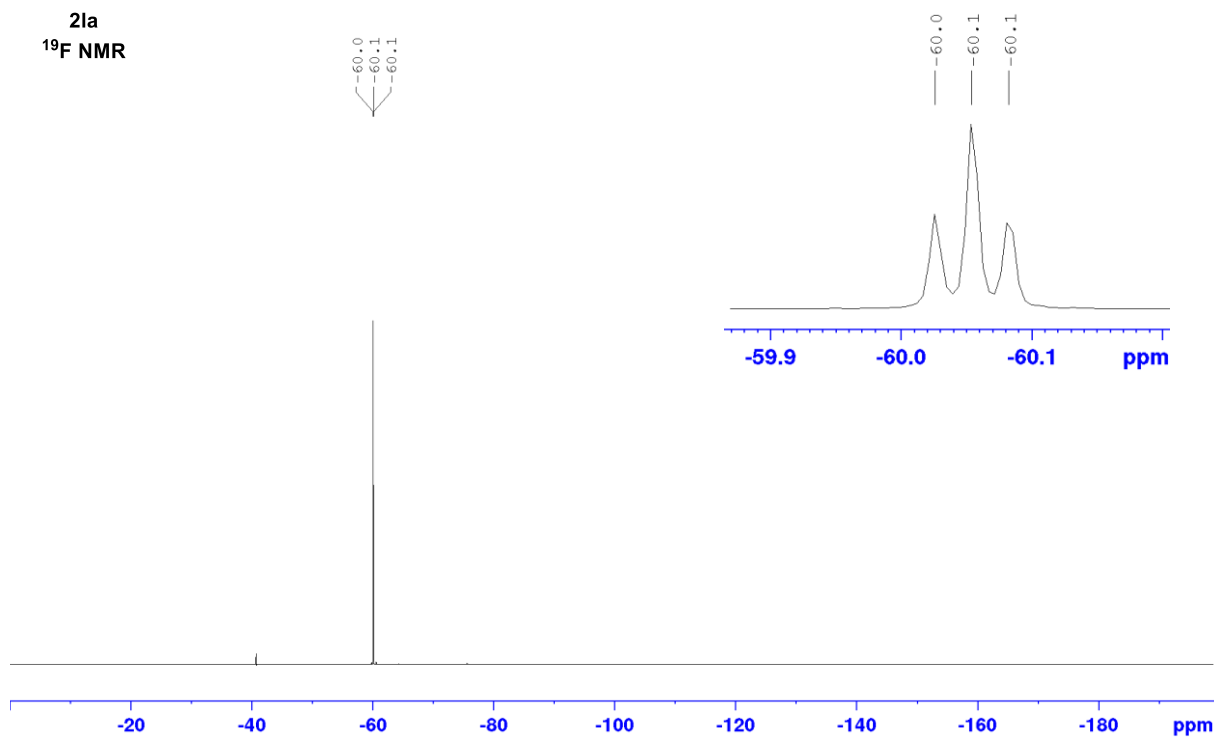




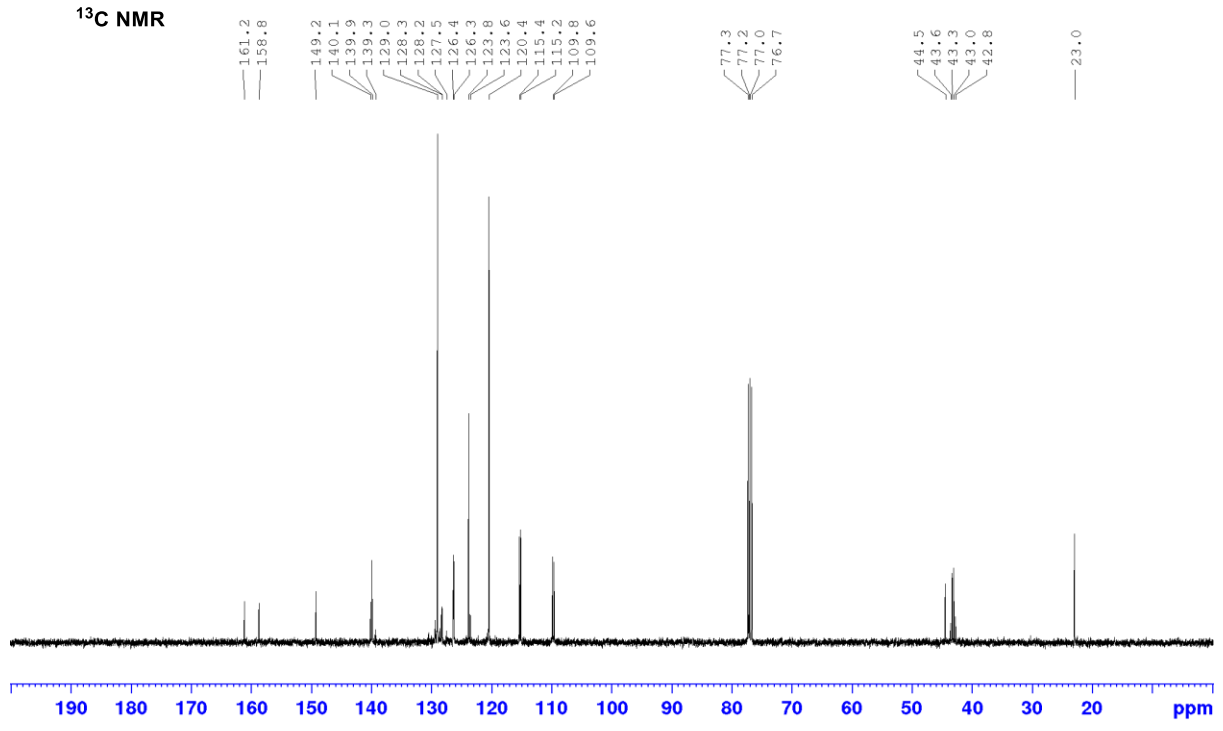
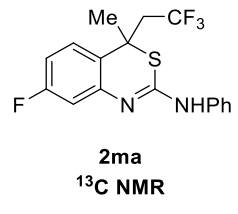
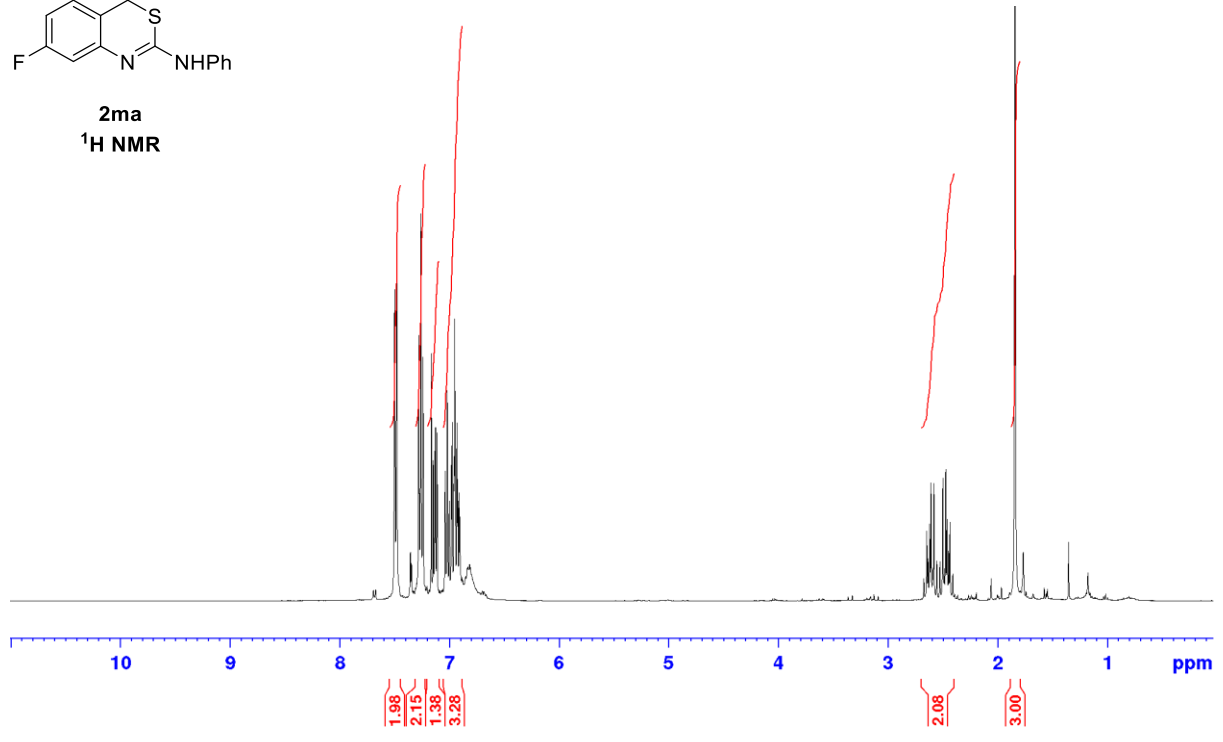
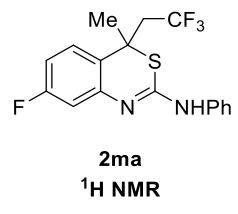
2la
¹³C NMR

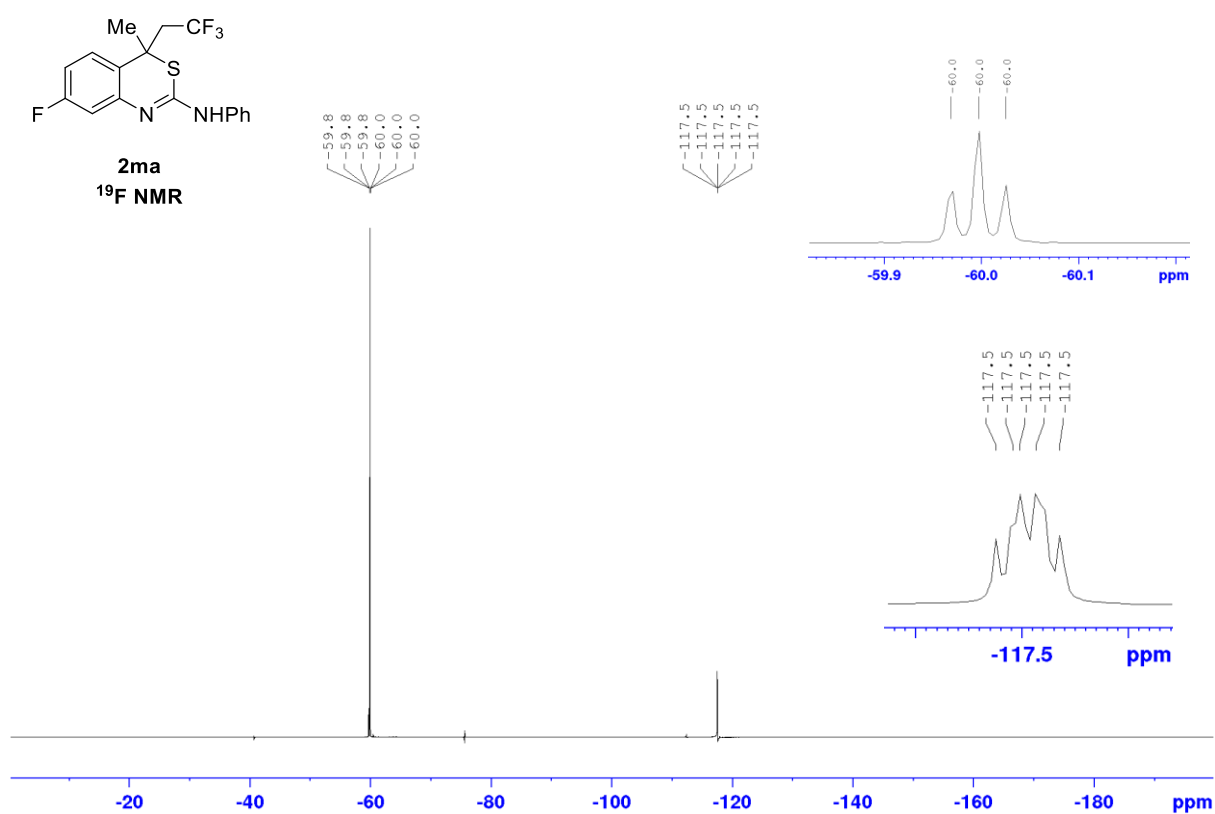


2la
¹⁹F NMR

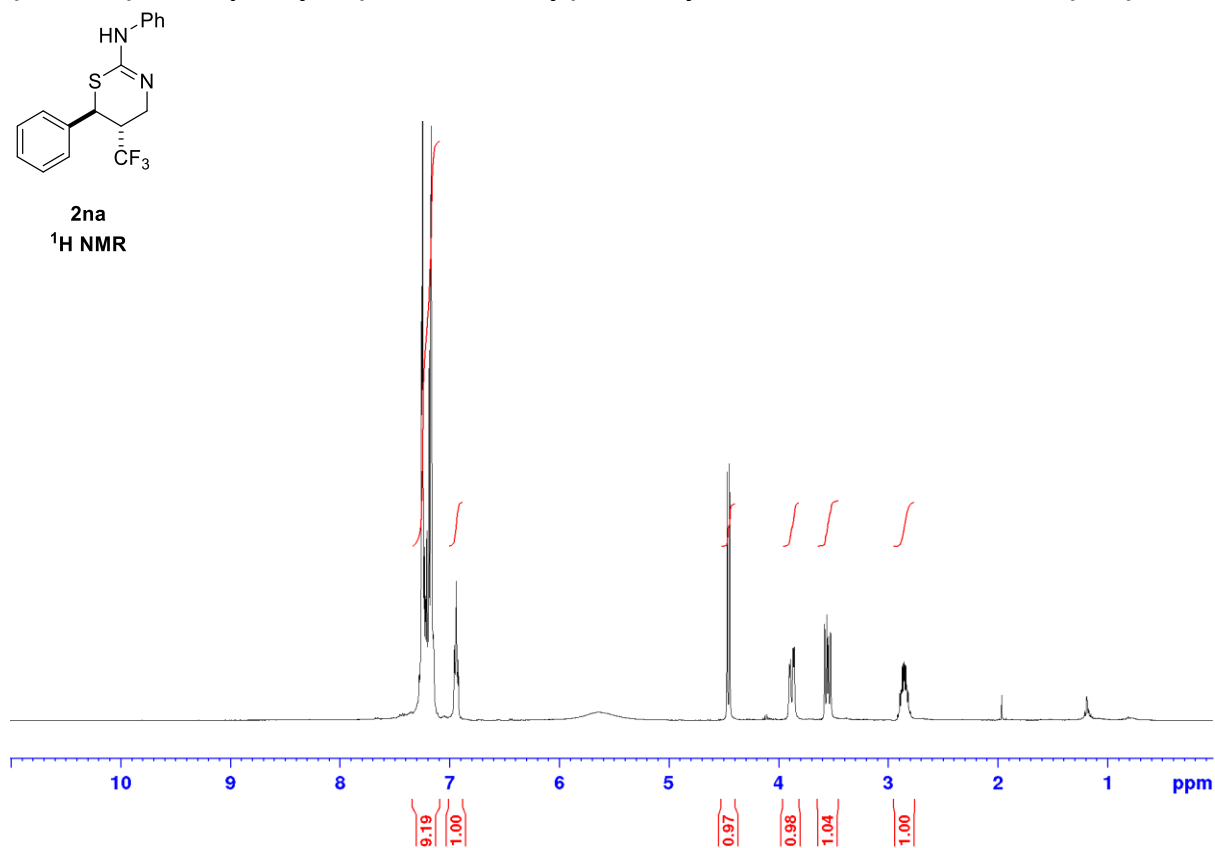


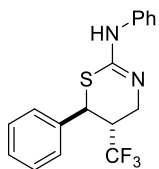
7-Fluoro-4-methyl-*N*-phenyl-4-(2,2,2-trifluoroethyl)-4H-benzo[d][1,3]thiazin-2-amine (2ma)



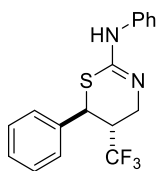
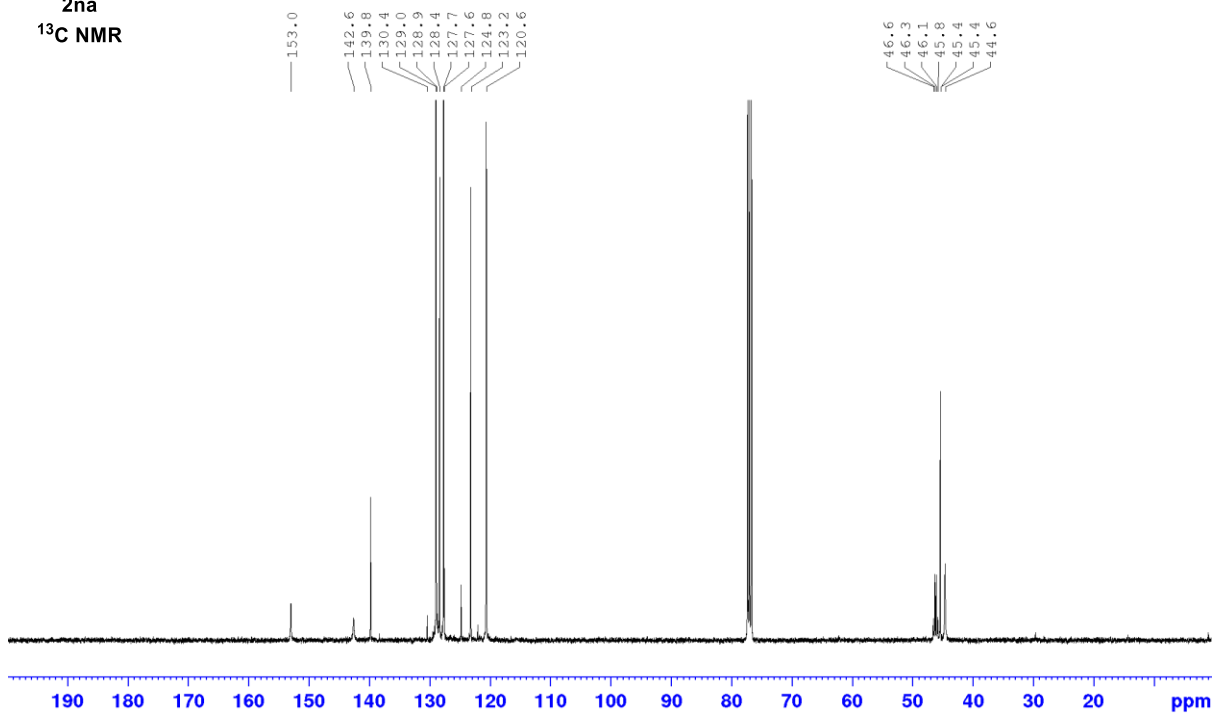


(5*R,6*S**)-N,6-Diphenyl-5-(trifluoromethyl)-5,6-dihydro-4H-1,3-thiazin-2-amine (2na)**

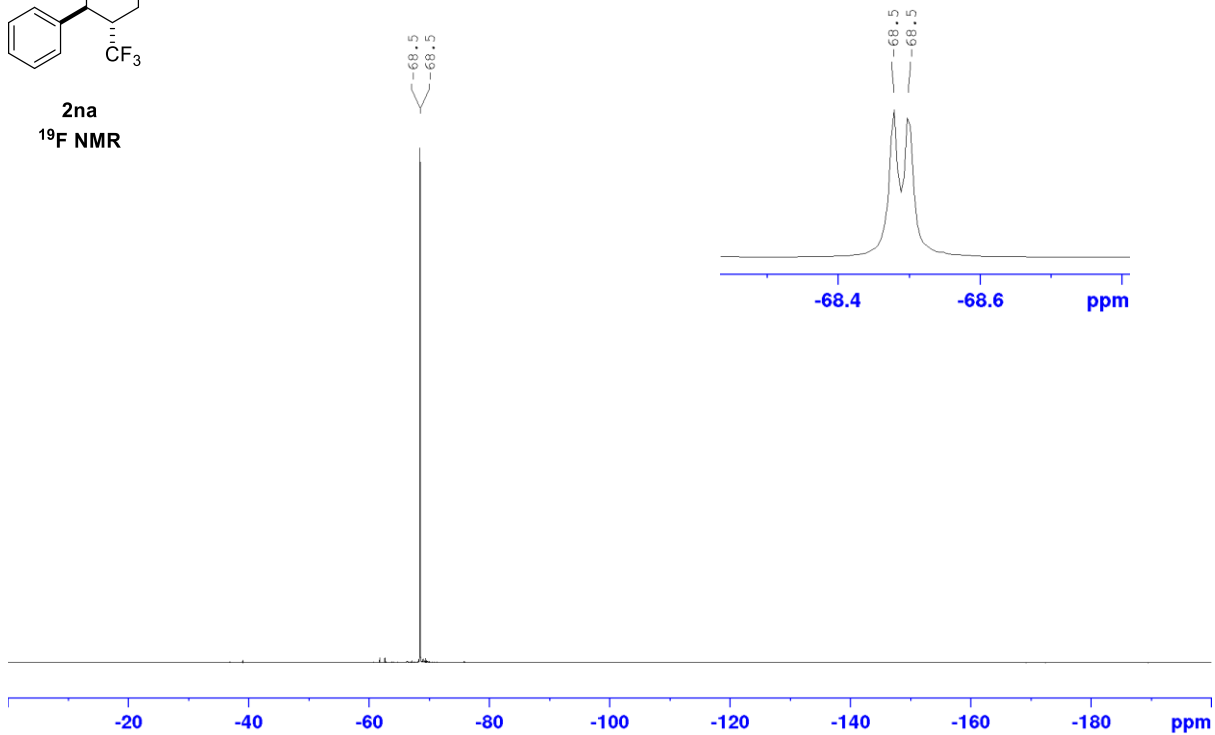




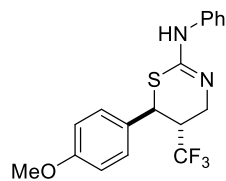
2na
¹³C NMR



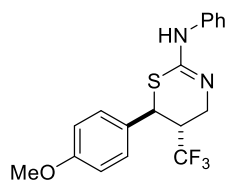
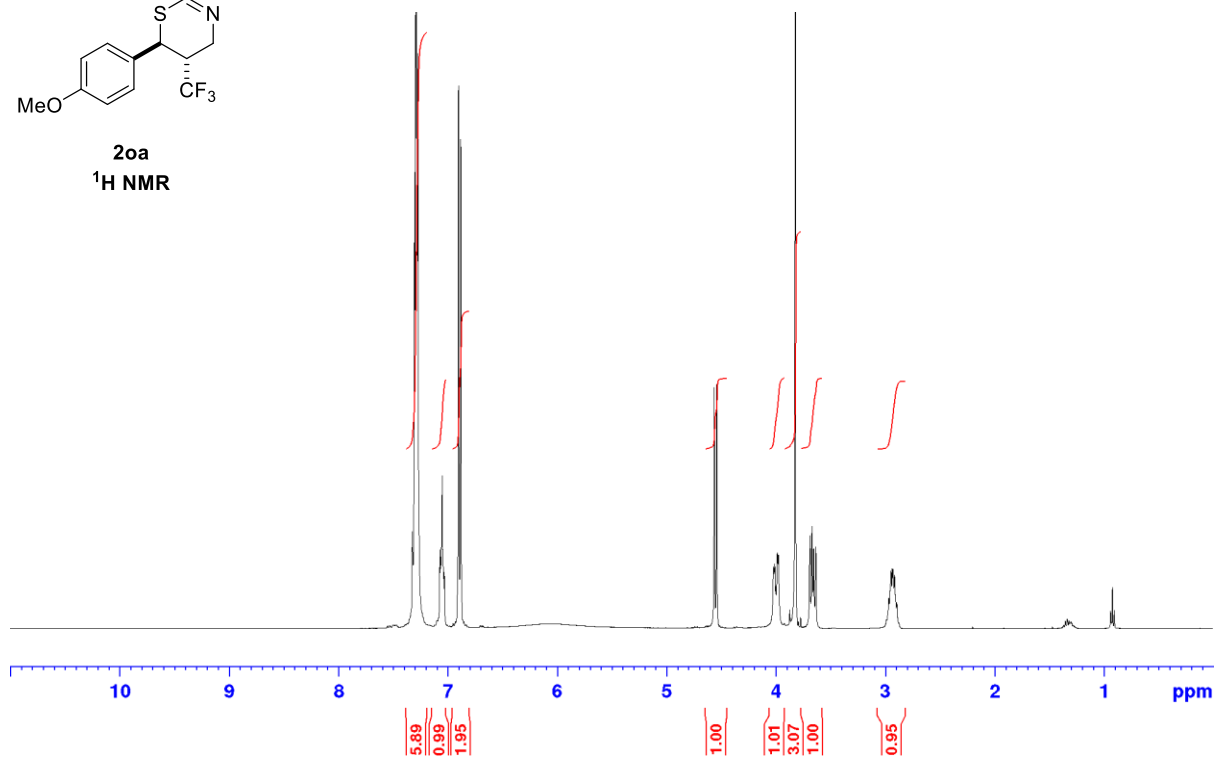
2na
¹⁹F NMR



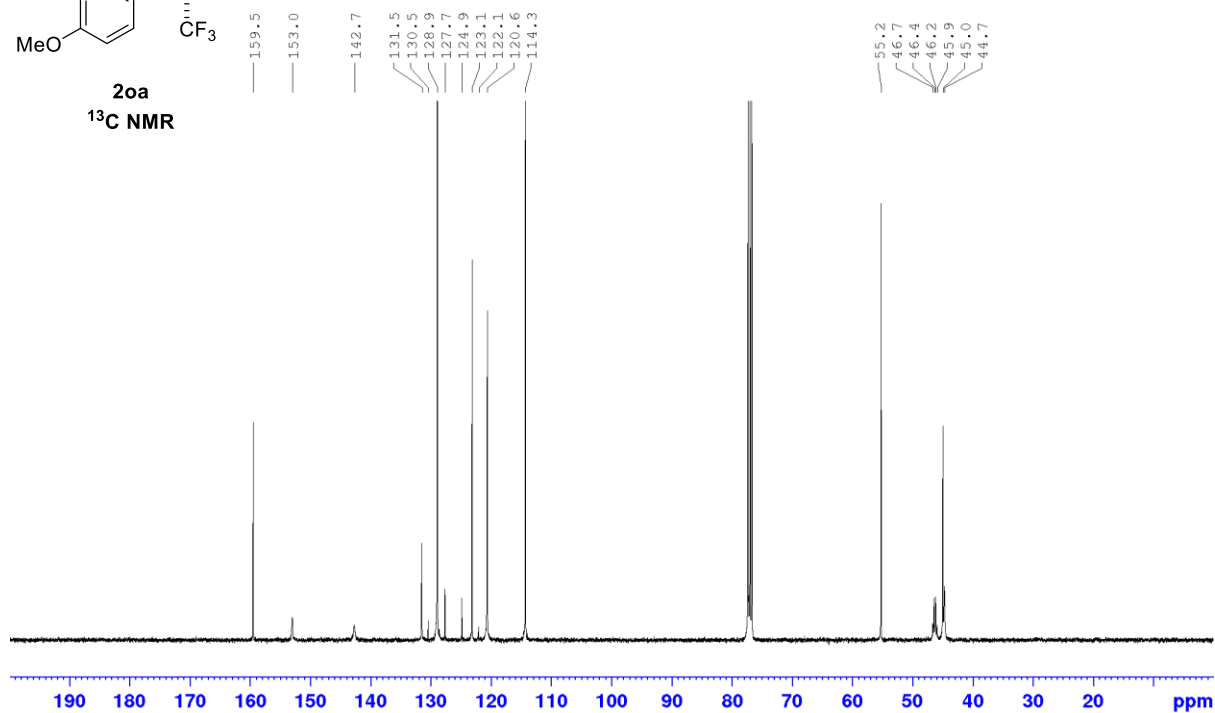
(5*R,6*S**)-6-(4-Methoxyphenyl)-*N*-phenyl-5-(trifluoromethyl)-5,6-dihydro-4*H*-1,3-thiazin-2-amine (2oa)**

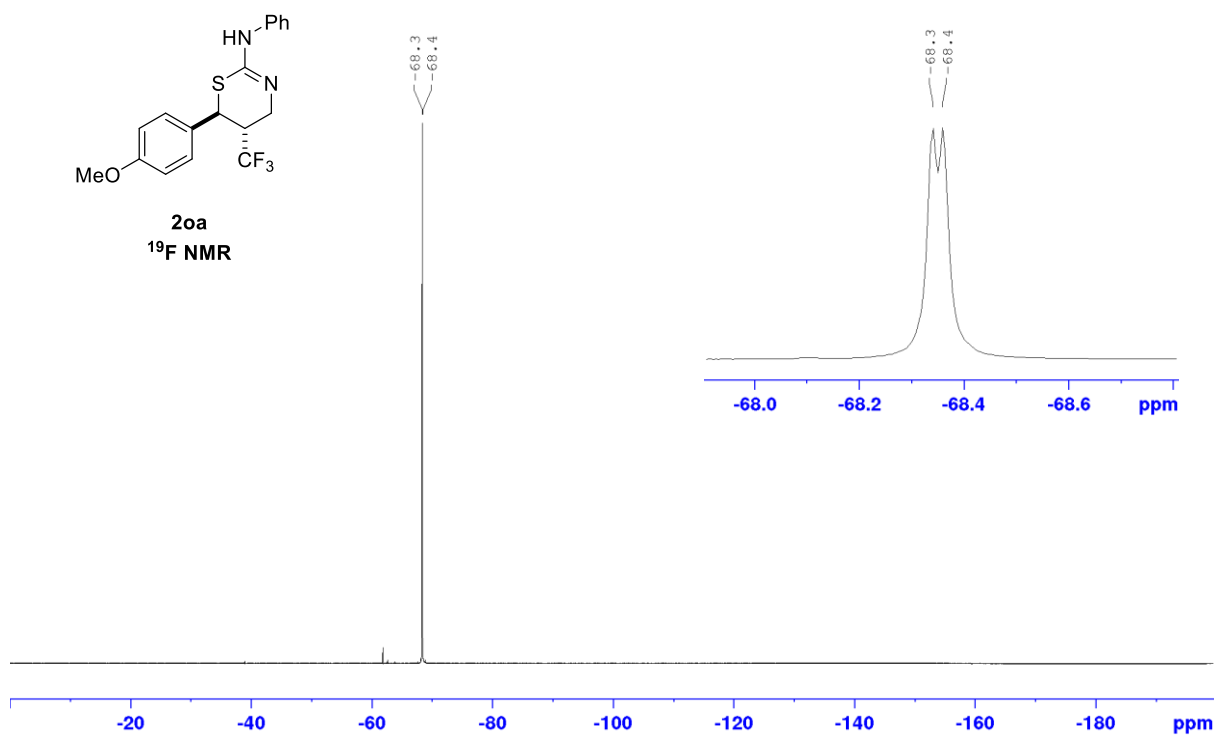


2oa
¹H NMR

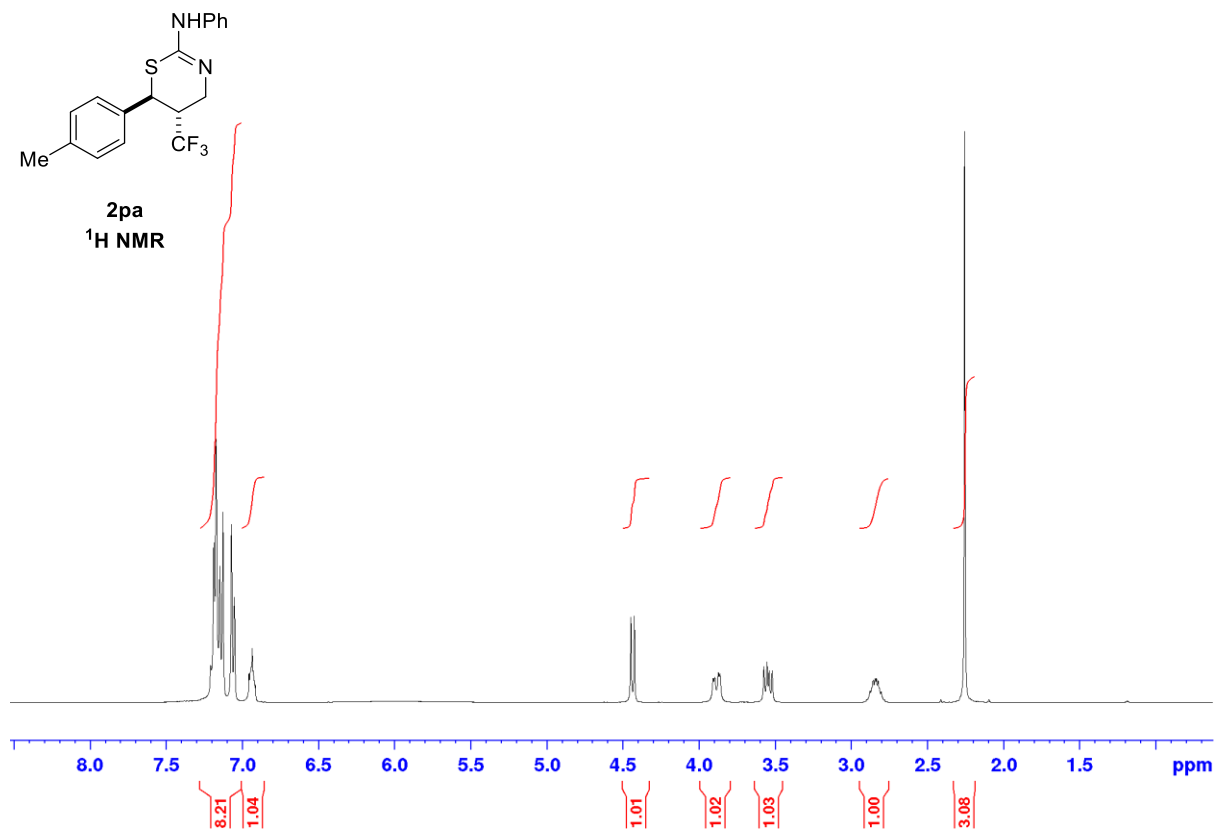


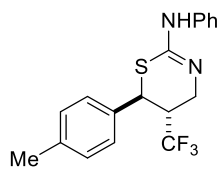
2oa
¹³C NMR



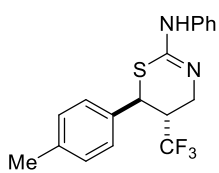
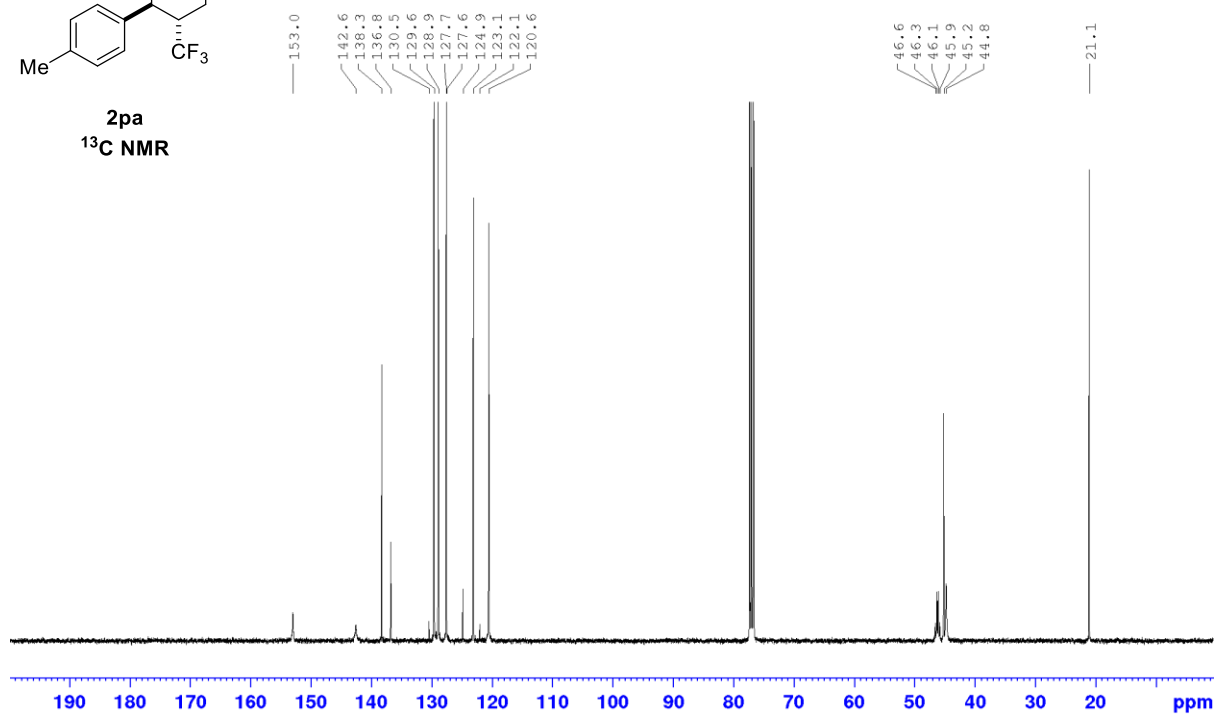


(5*R,6*S**)-*N*-Phenyl-6-(*p*-tolyl)-5-(trifluoromethyl)-5,6-dihydro-4*H*-1,3-thiazin-2-amine (2pa)**

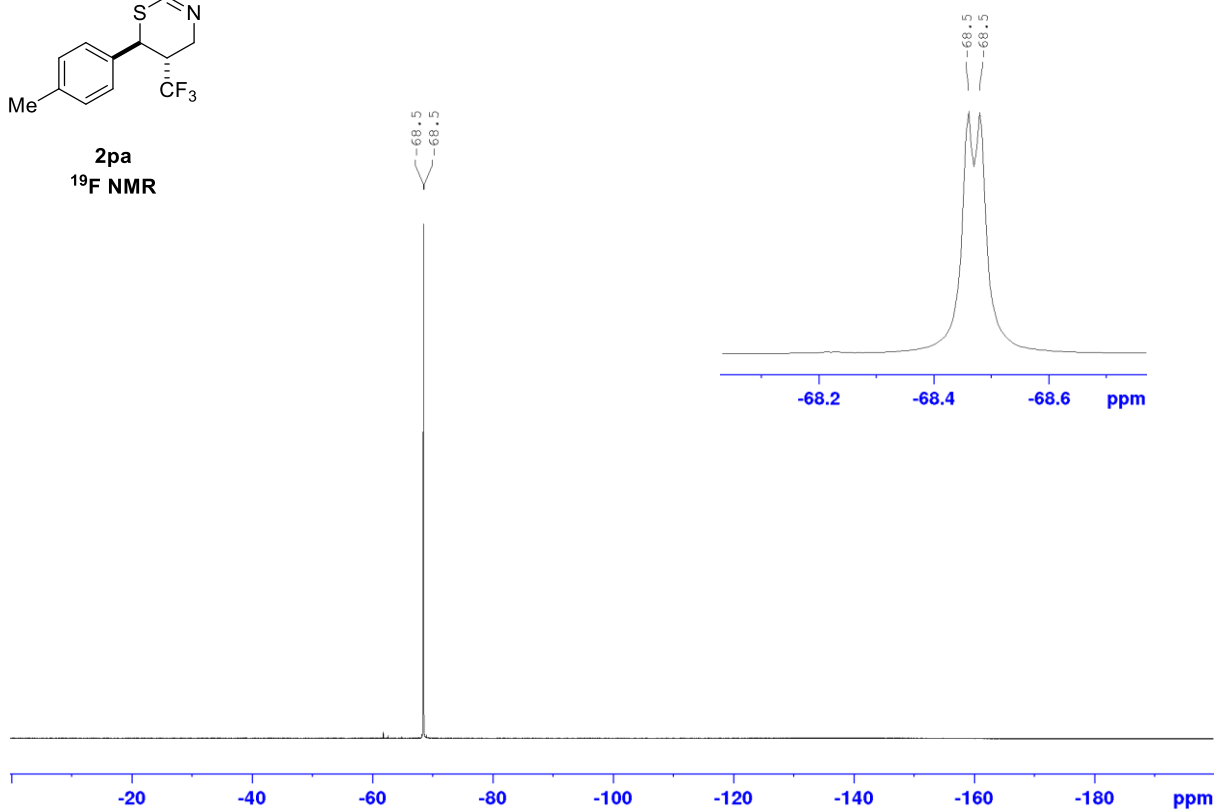




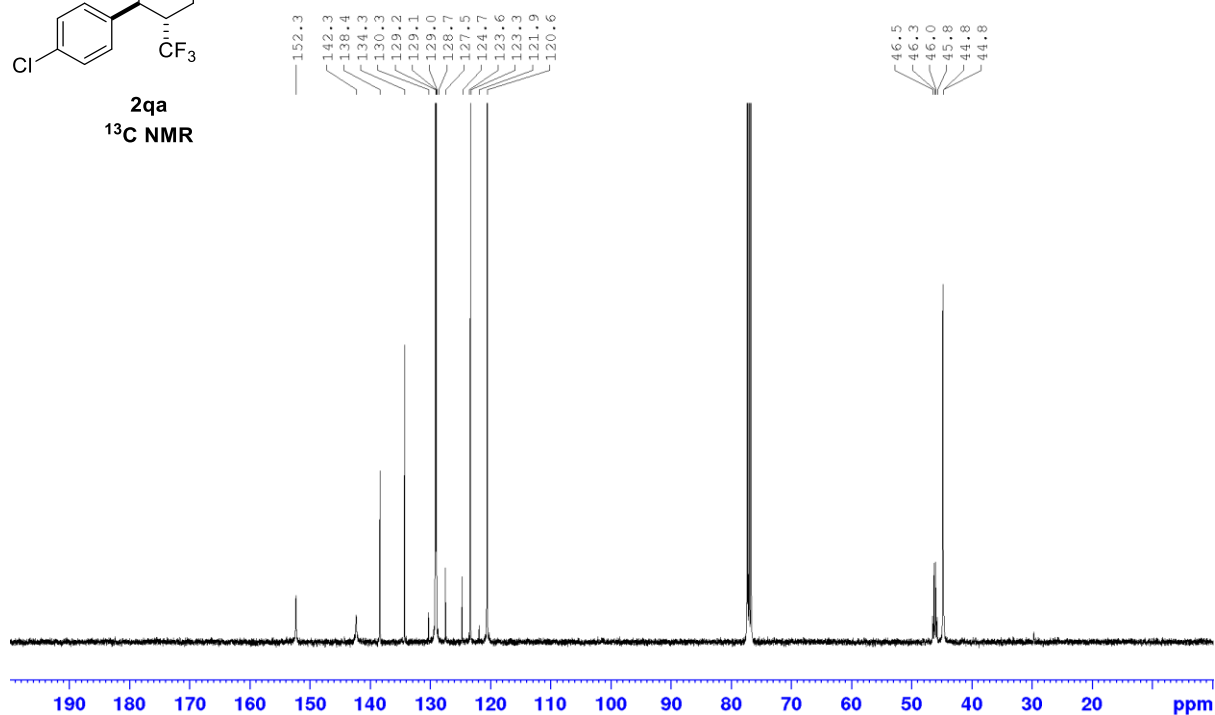
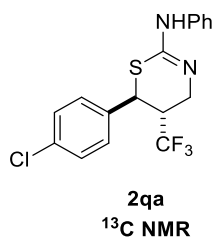
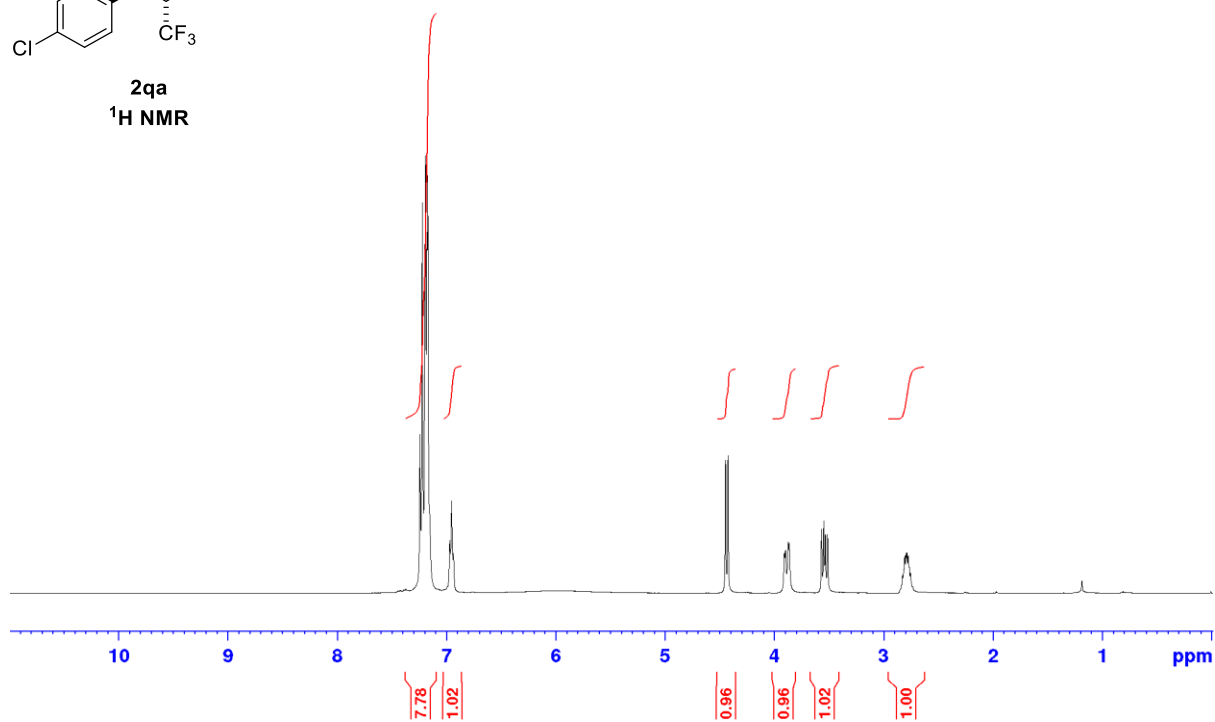
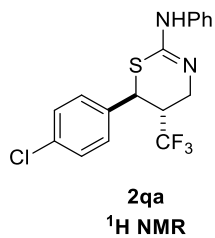
2pa
¹³C NMR

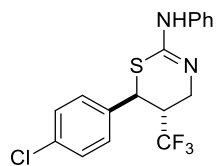


2pa
¹⁹F NMR

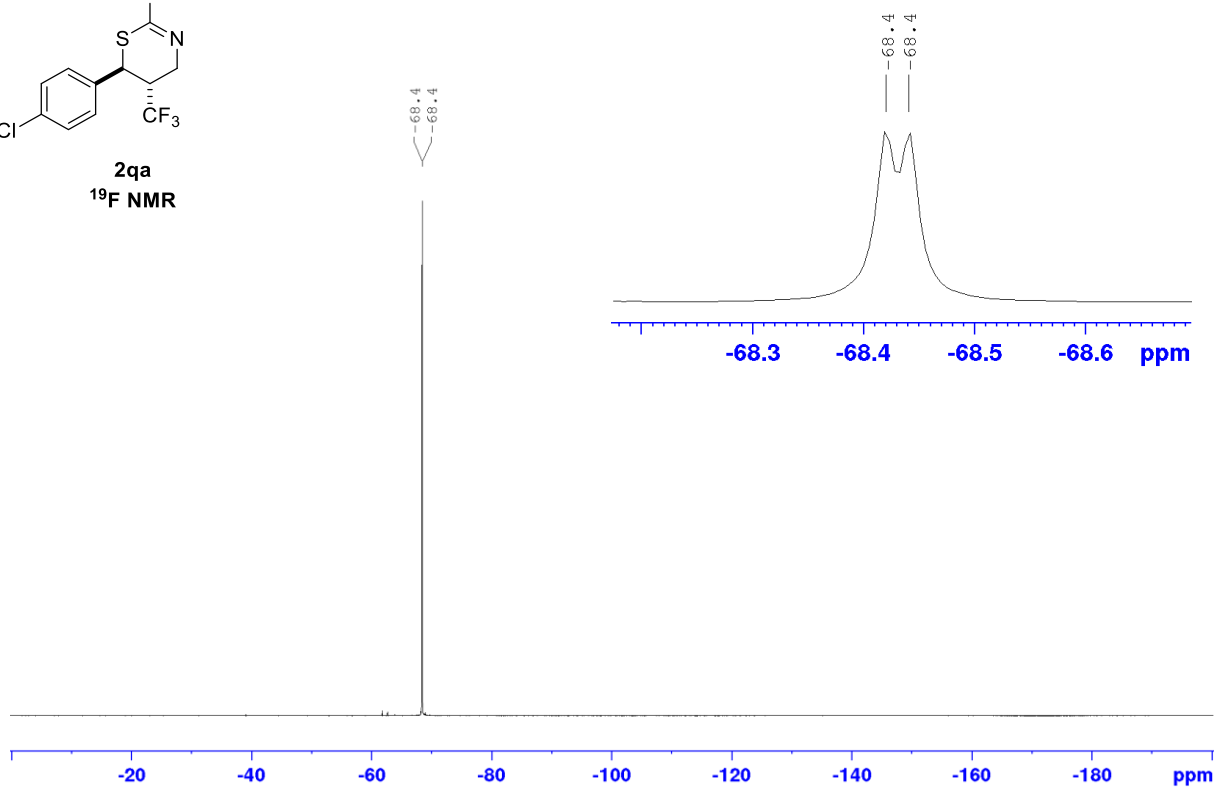


(5*R,6*S**)-6-(4-Chlorophenyl)-*N*-phenyl-5-(trifluoromethyl)-5,6-dihydro-4*H*-1,3-thiazin-2-amine (2qa)**

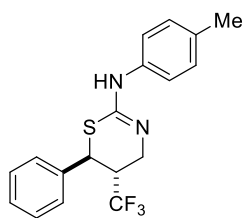




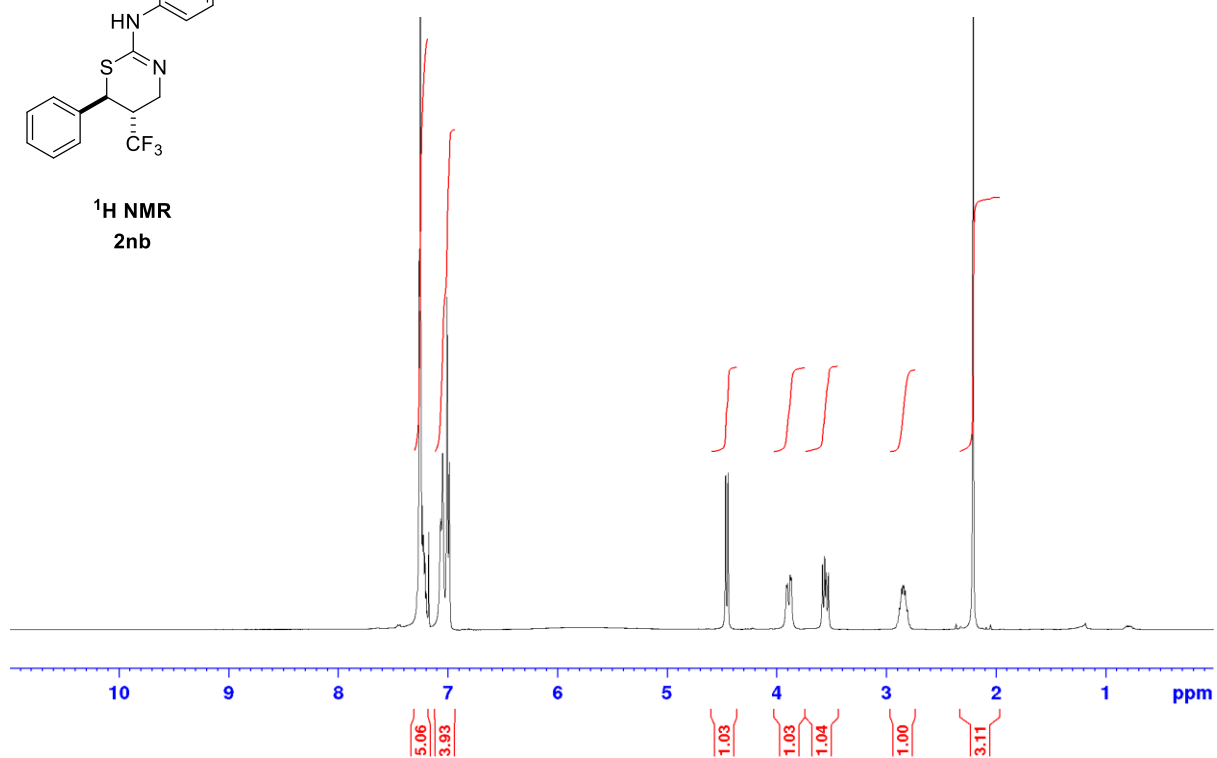
2qa
¹⁹F NMR

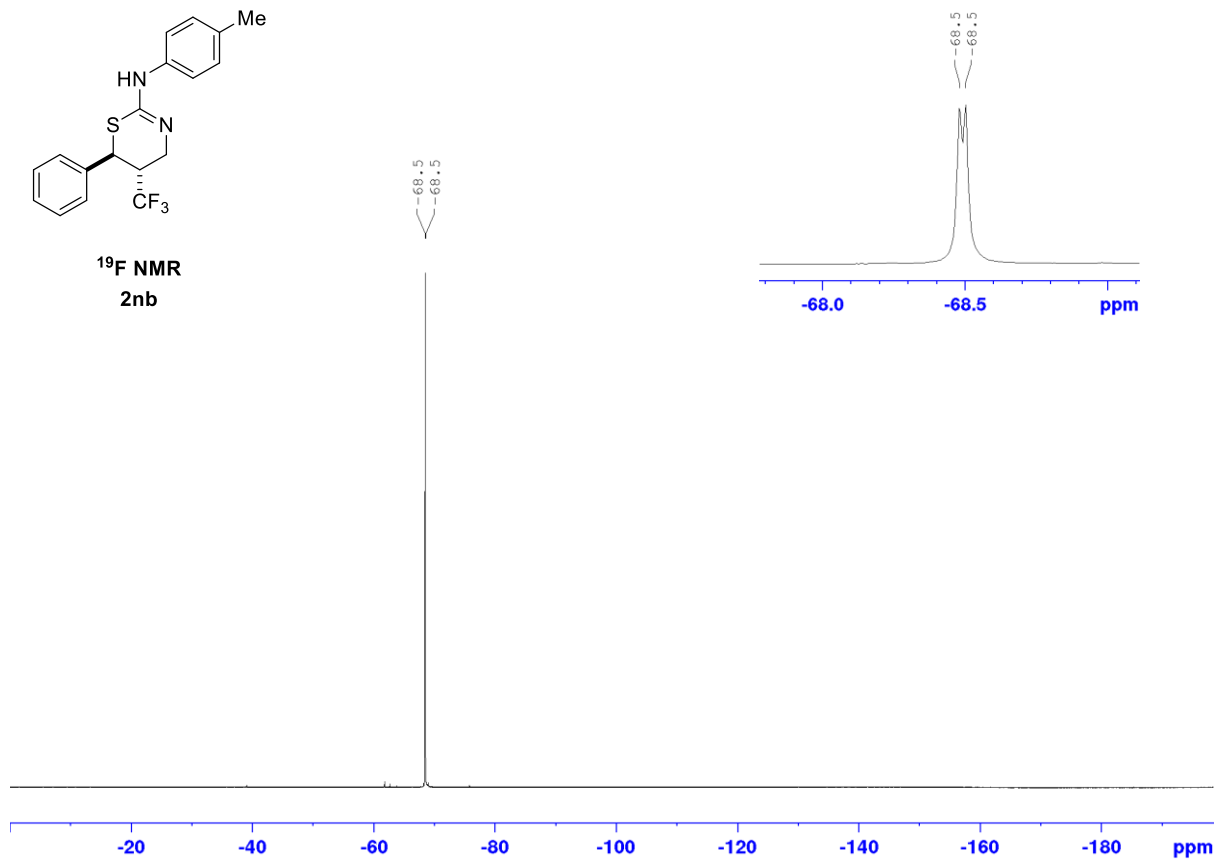
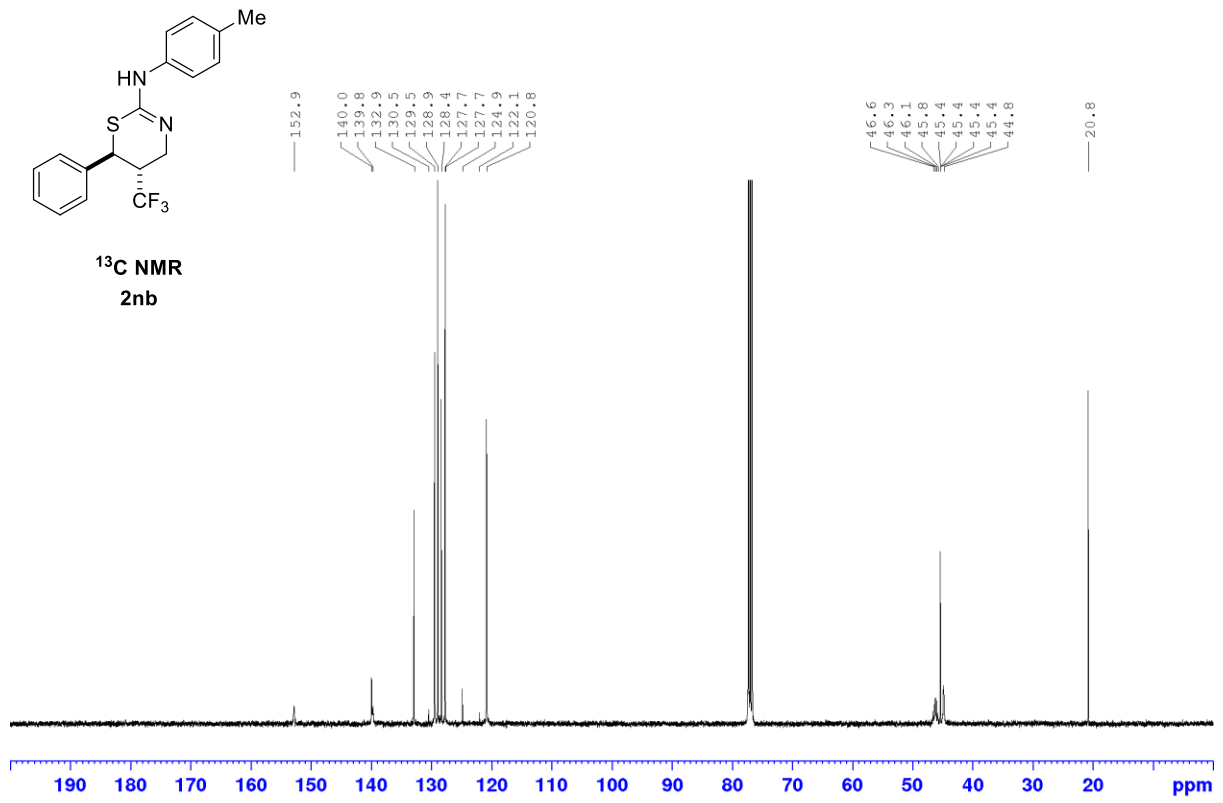


(5R*,6S*)-6-phenyl-N-(p-tolyl)-5-(trifluoromethyl)-5,6-dihydro-4H-1,3-thiazin-2-amine (2nb)

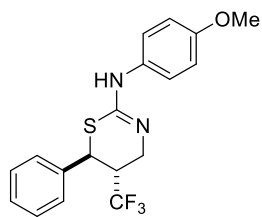


¹H NMR
2nb

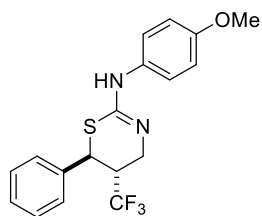
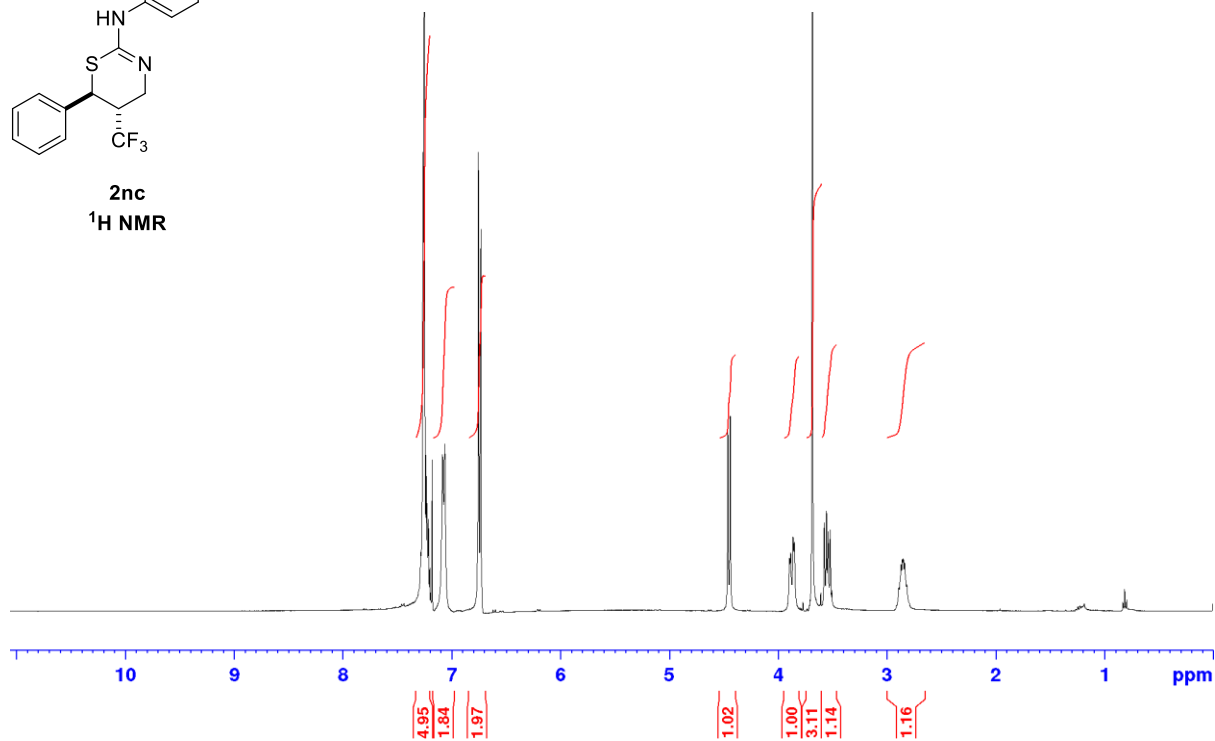




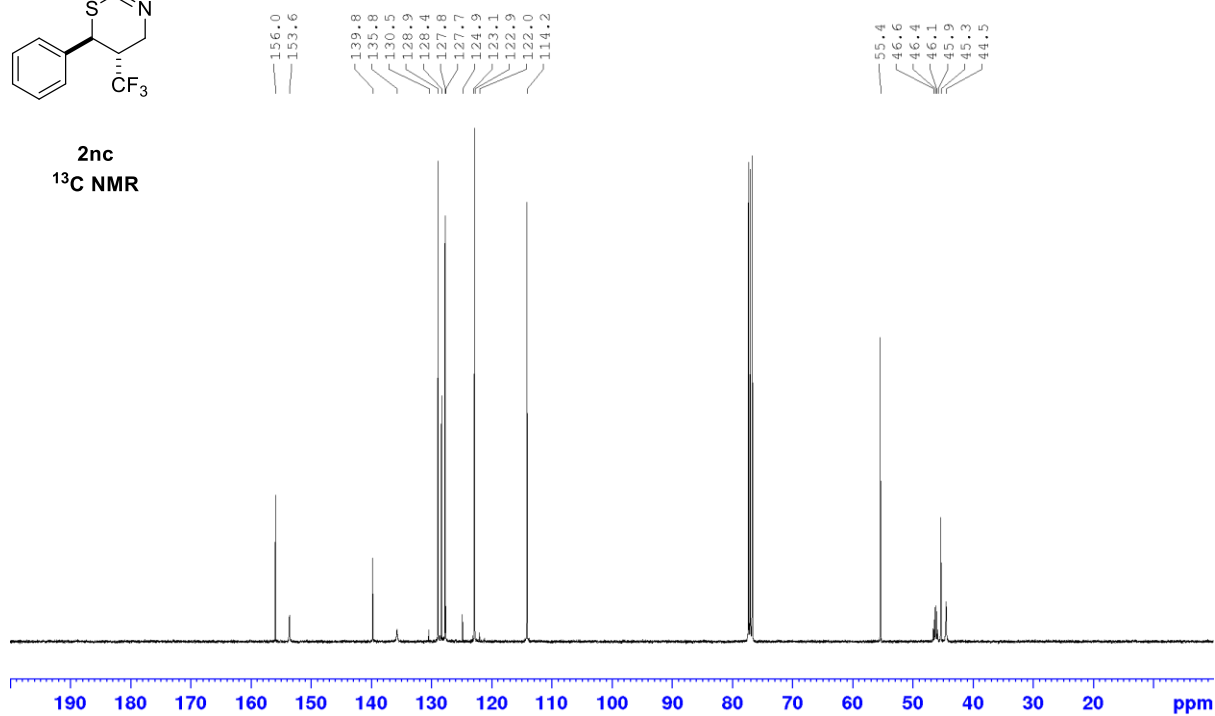
(5*R,6*S**)-*N*-(4-methoxyphenyl)-6-phenyl-5-(trifluoromethyl)-5,6-dihydro-4*H*-1,3-thiazin-2-amine (2nc)**

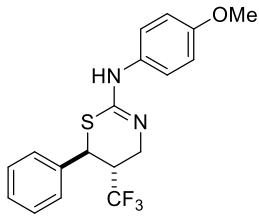


2nc
¹H NMR

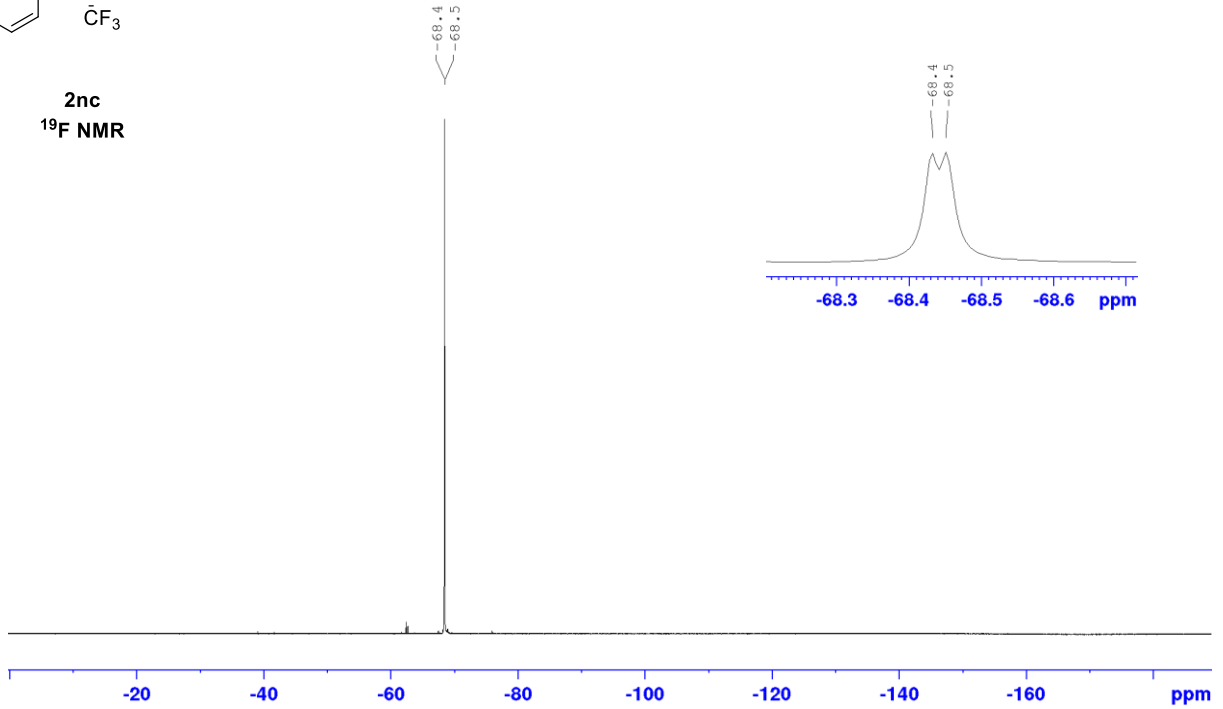


2nc
¹³C NMR

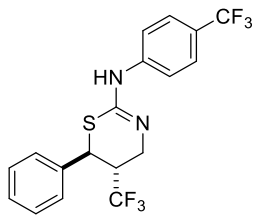




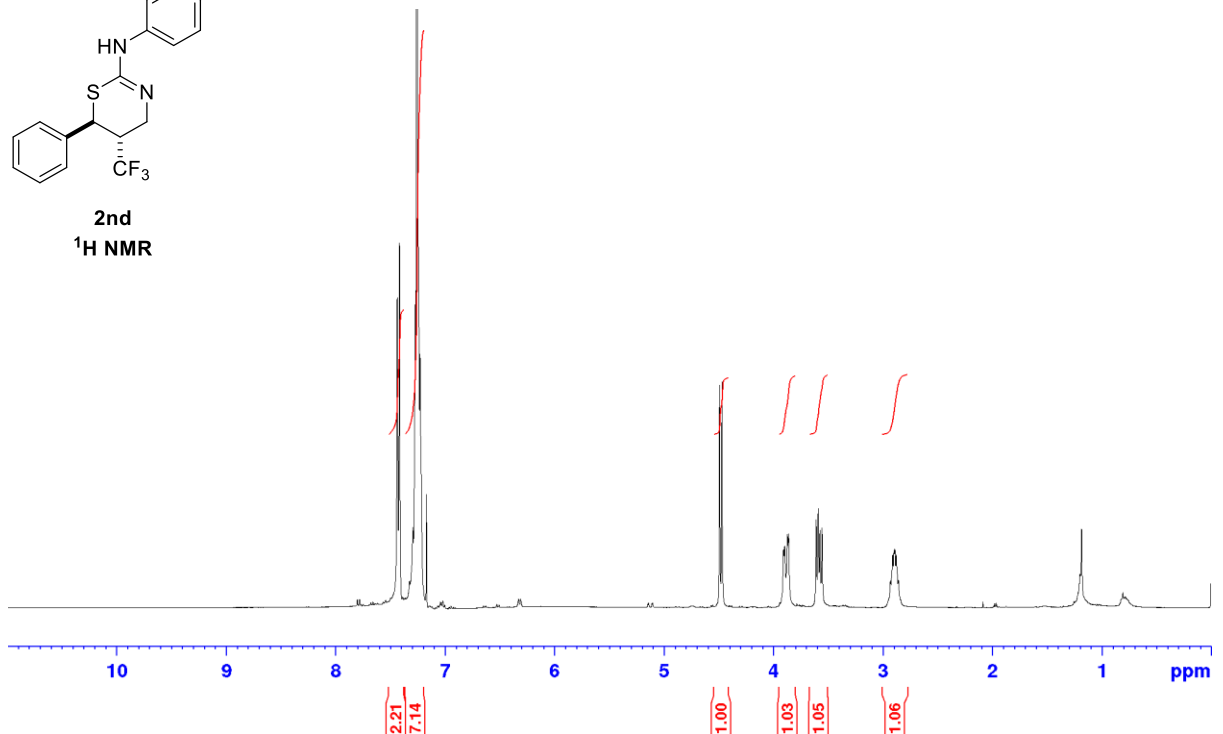
2nc
¹⁹F NMR

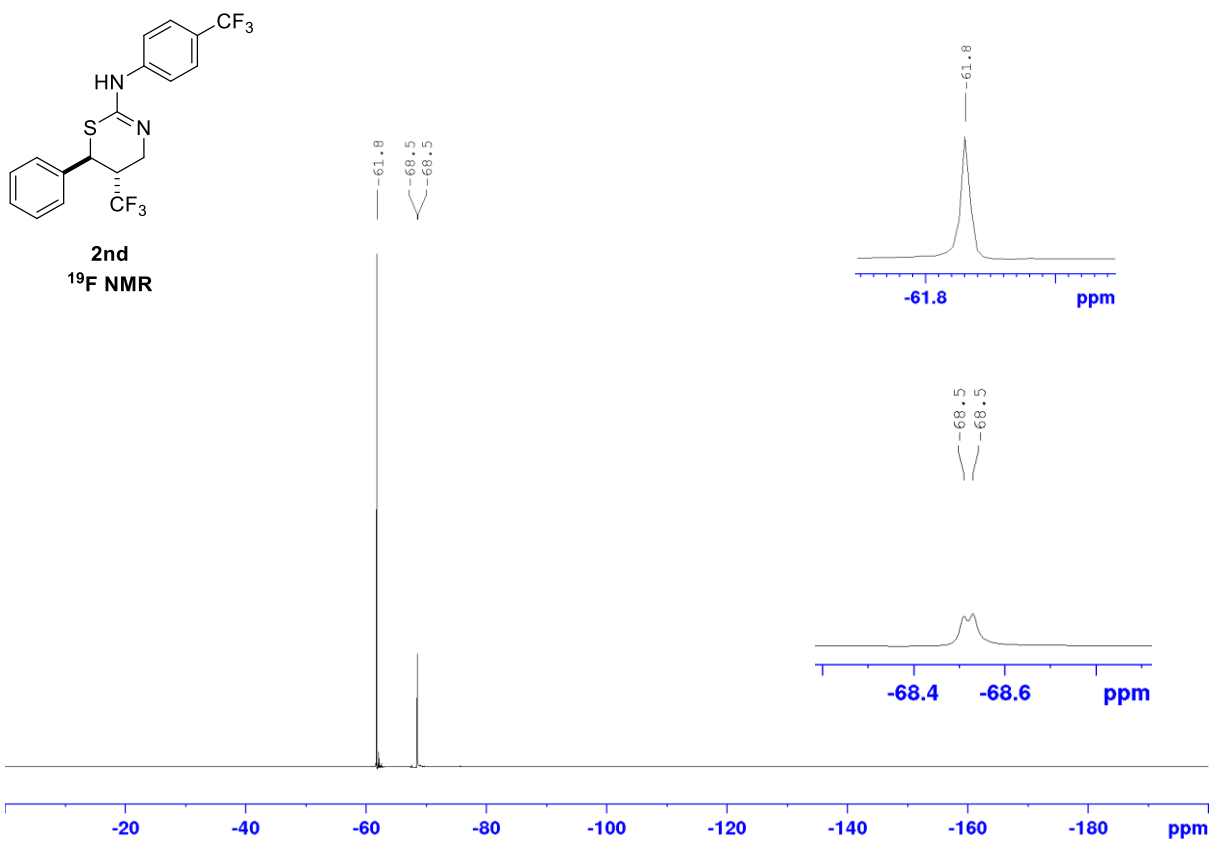
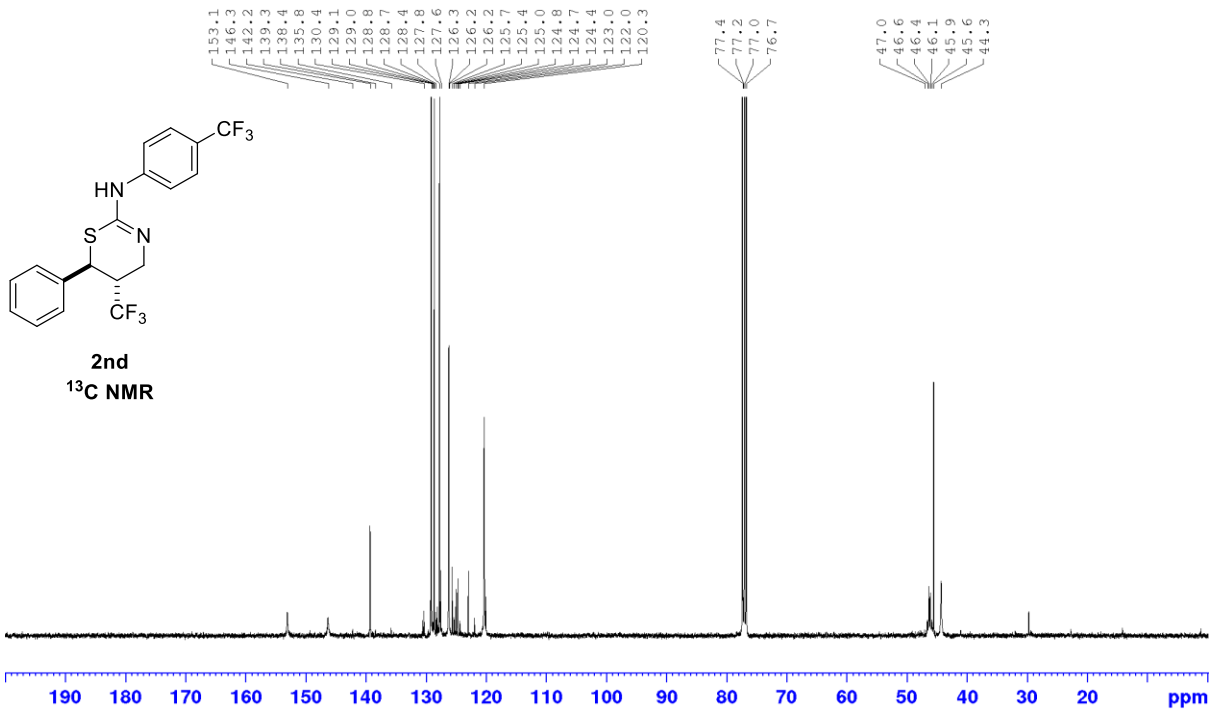


(5R*,6S*)-6-Phenyl-5-(trifluoromethyl)-N-(4-(trifluoromethyl)phenyl)-5,6-dihydro-4H-1,3-thiazin-2-amine (2nd)

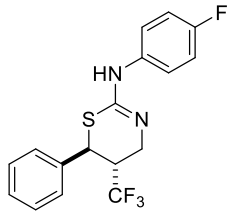


2nd
¹H NMR

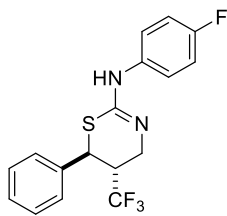
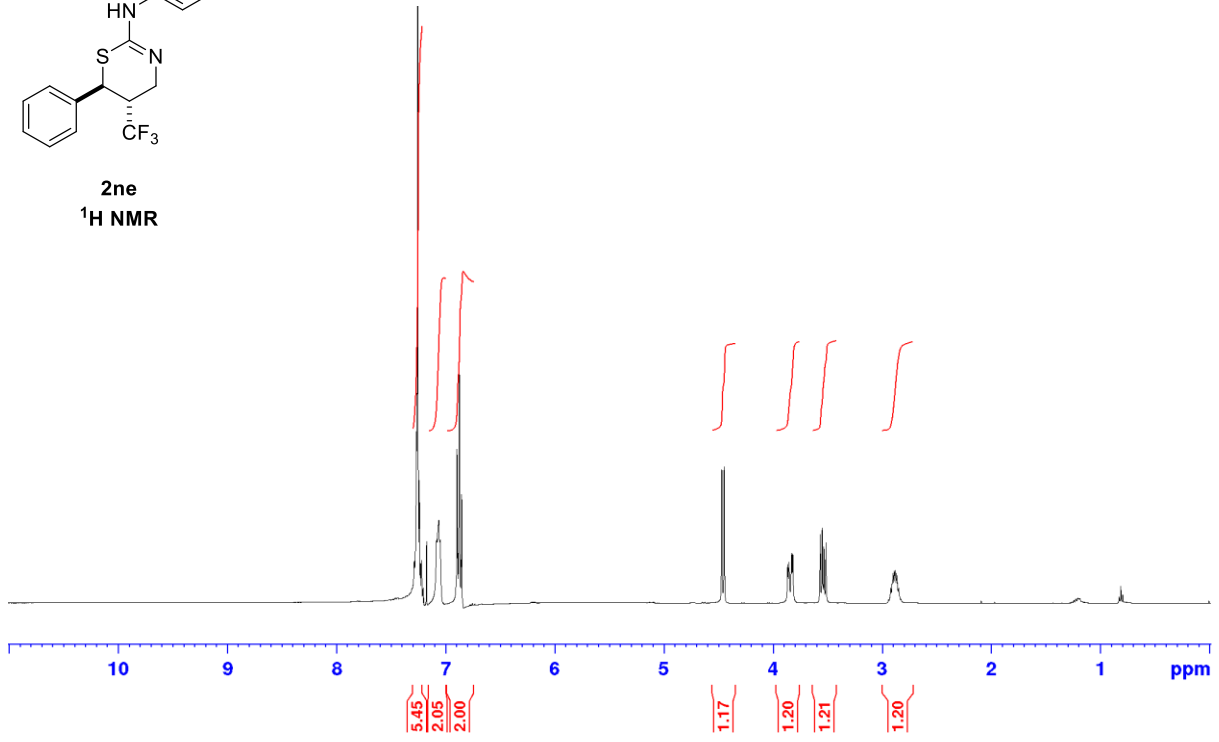




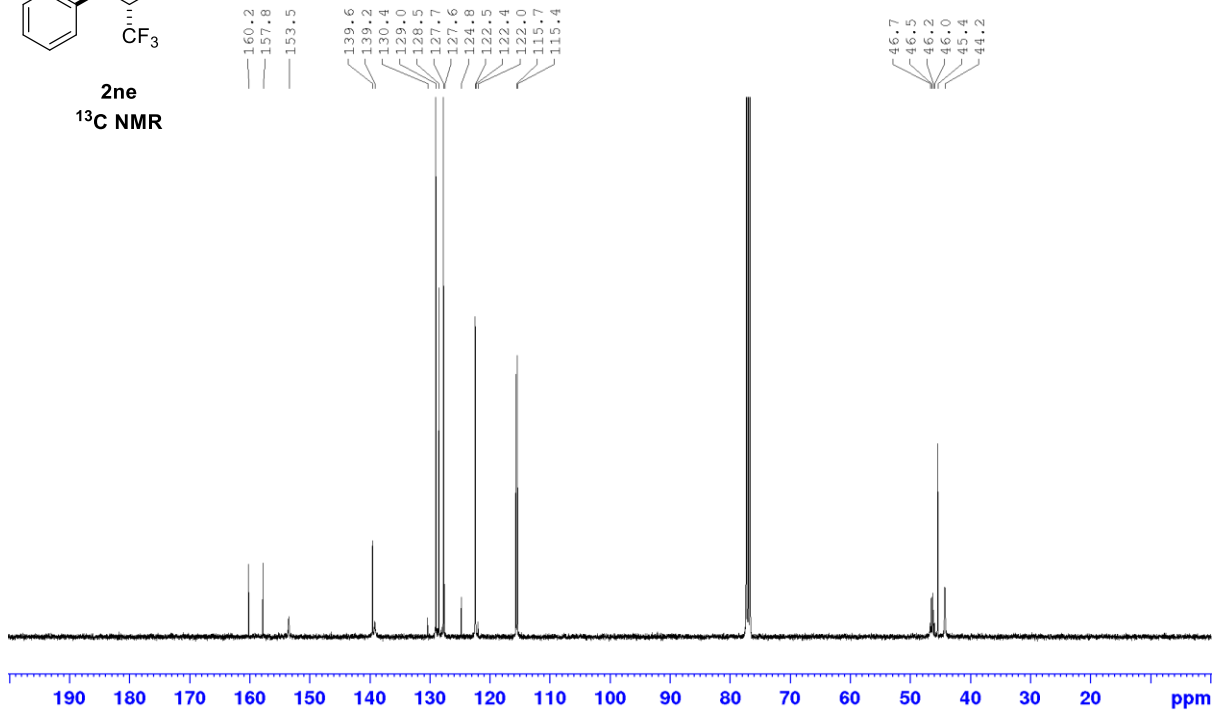
(5*R,6*S**)-*N*-(4-Fluorophenyl)-6-phenyl-5-(trifluoromethyl)-5,6-dihydro-4*H*-1,3-thiazin-2-amine (2ne)**

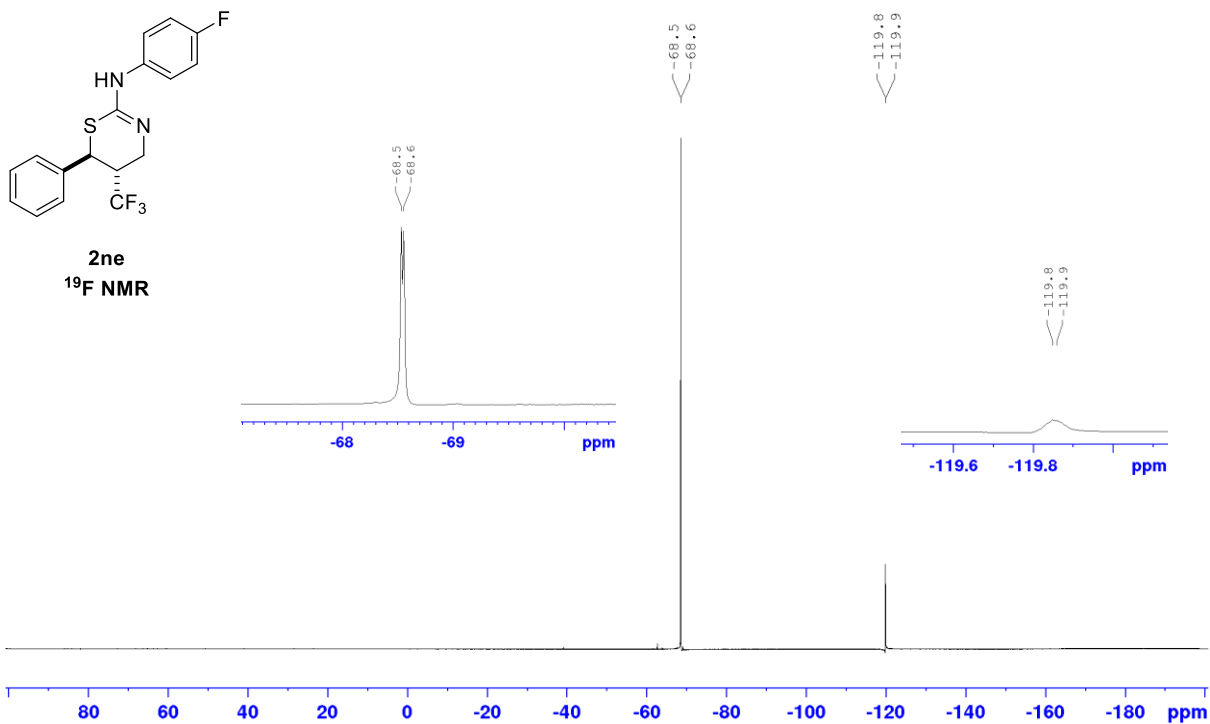


2ne
¹H NMR

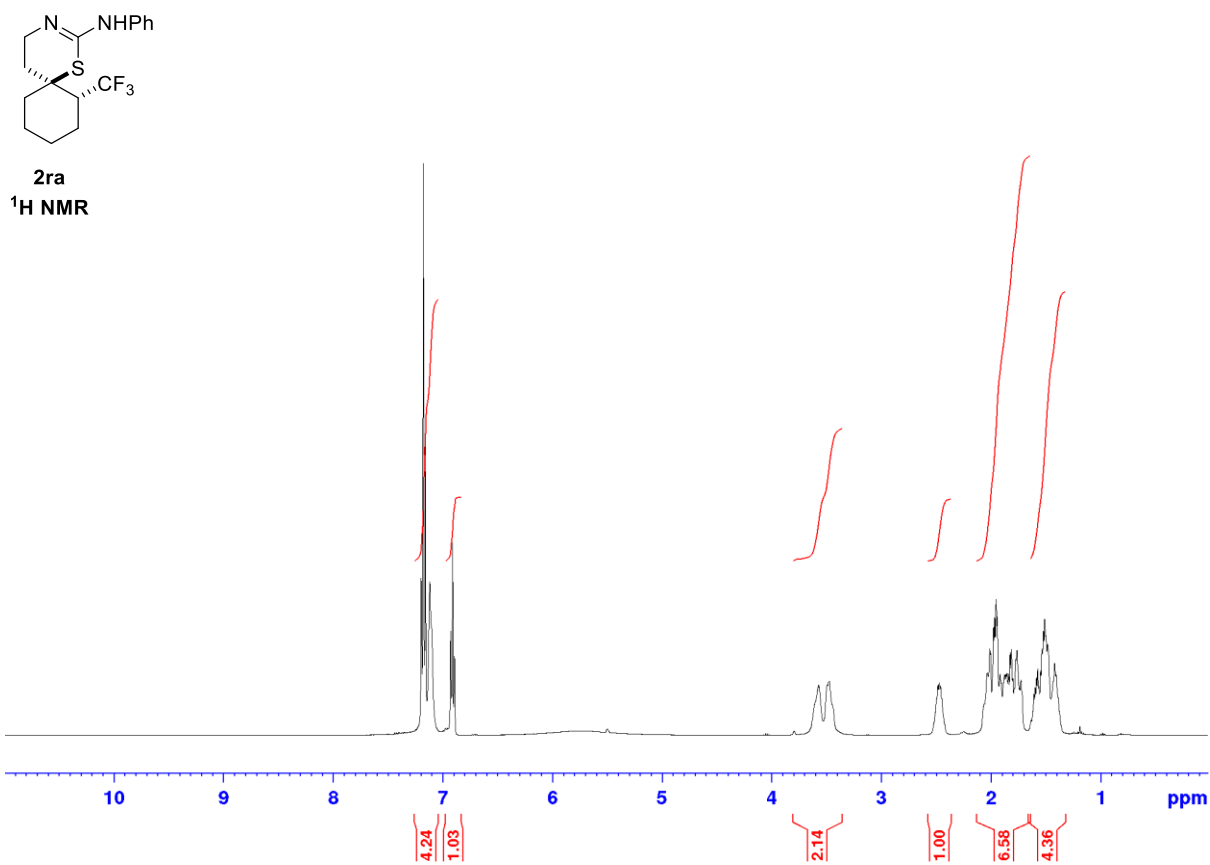


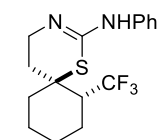
2ne
¹³C NMR



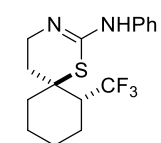
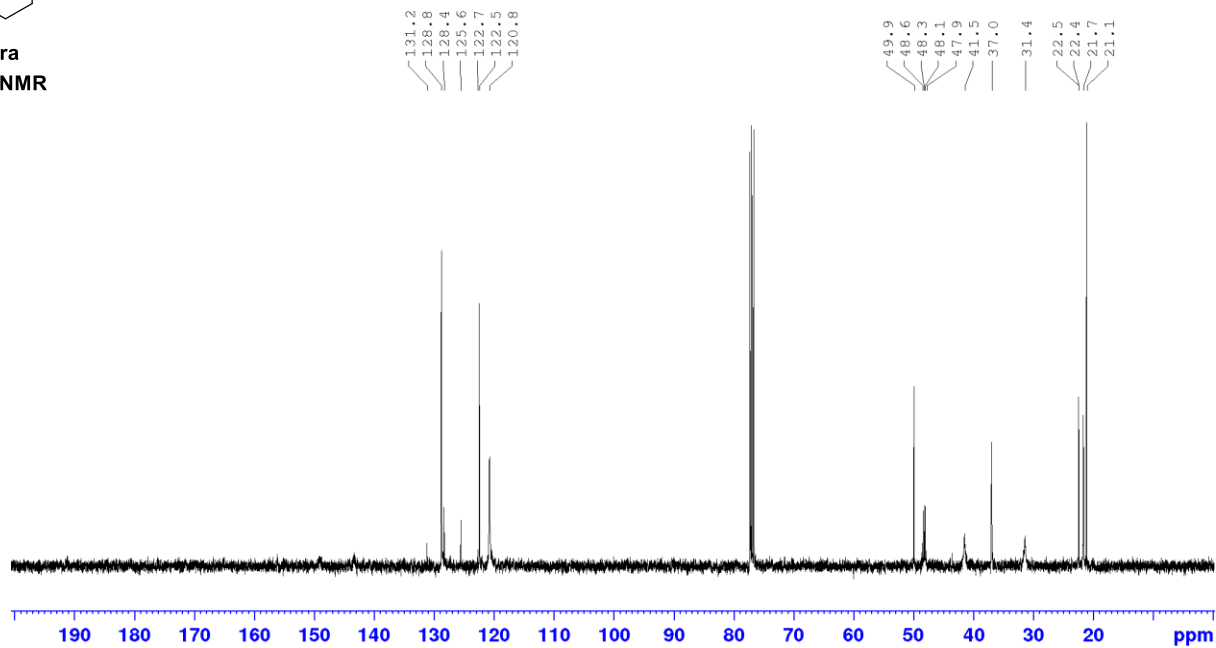


(6*S,7*S**)-N-Phenyl-7-(trifluoromethyl)-1-thia-3-azaspiro[5.5]undec-2-en-2-amine (2ra)**

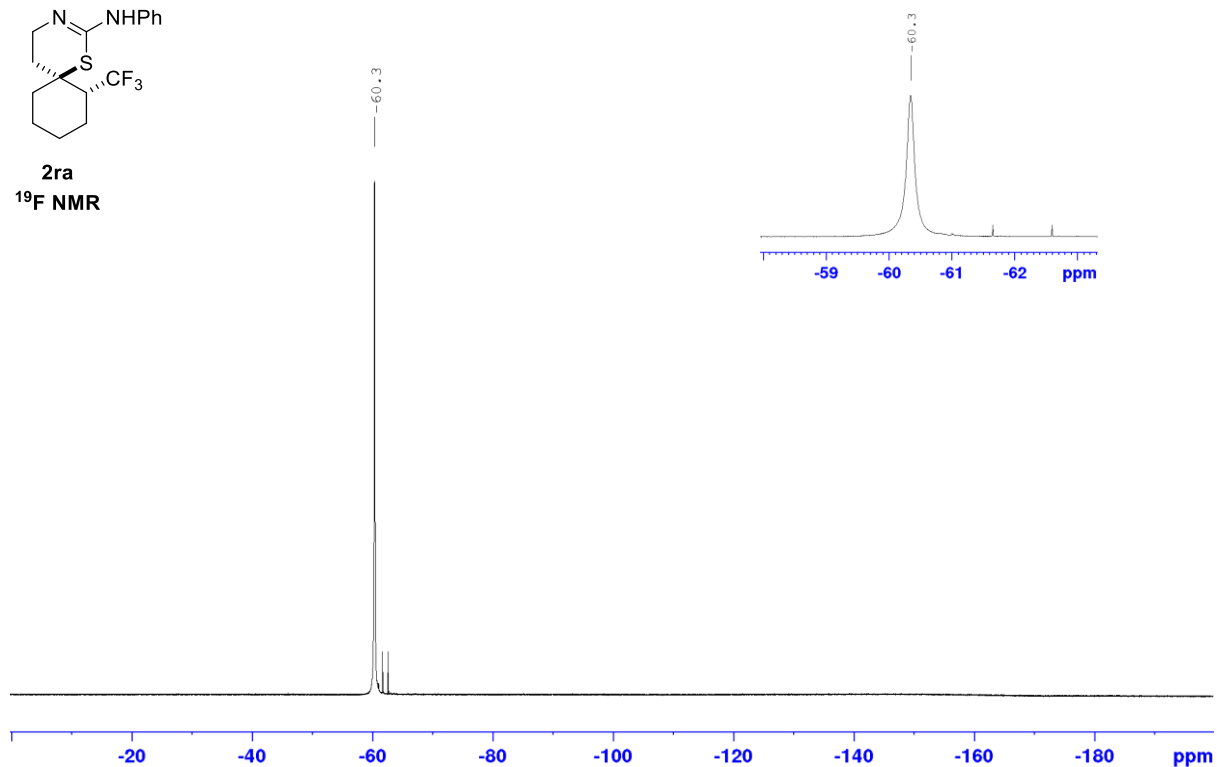




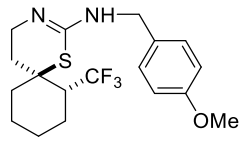
2ra
¹³C NMR



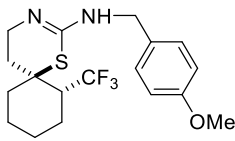
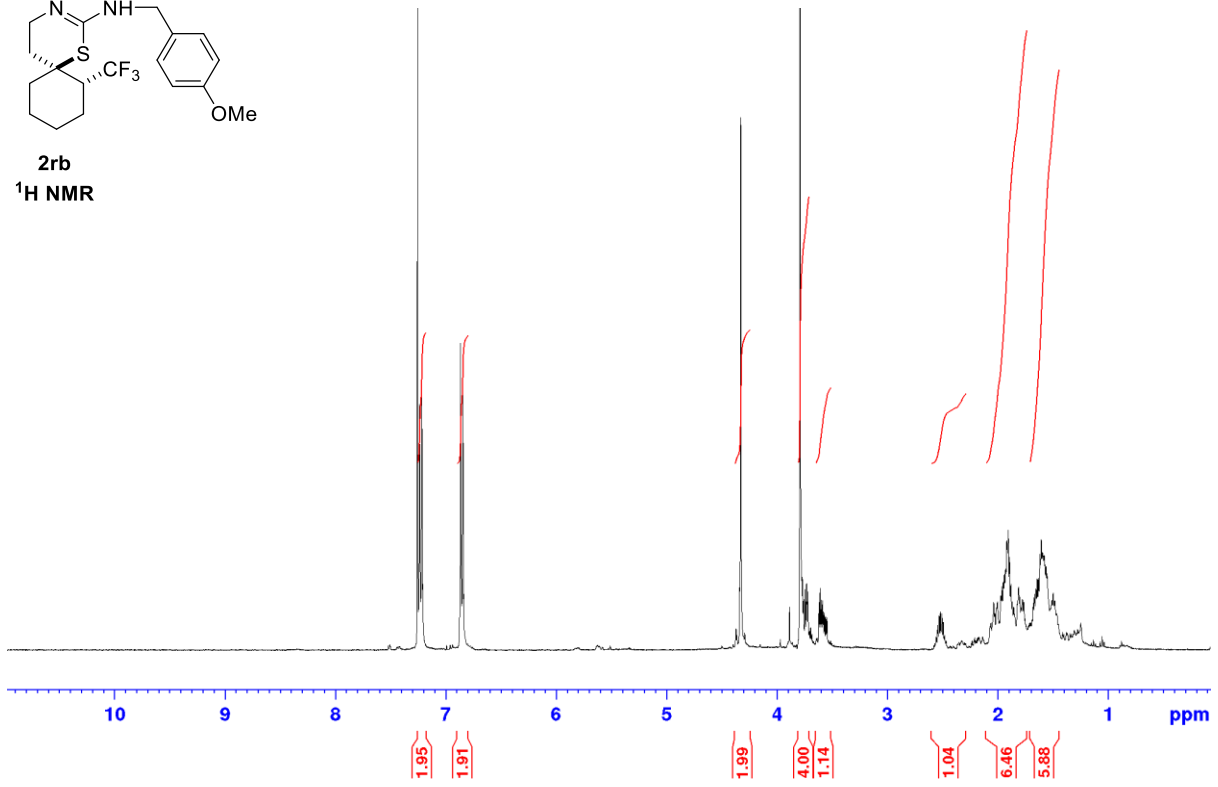
2ra
¹⁹F NMR



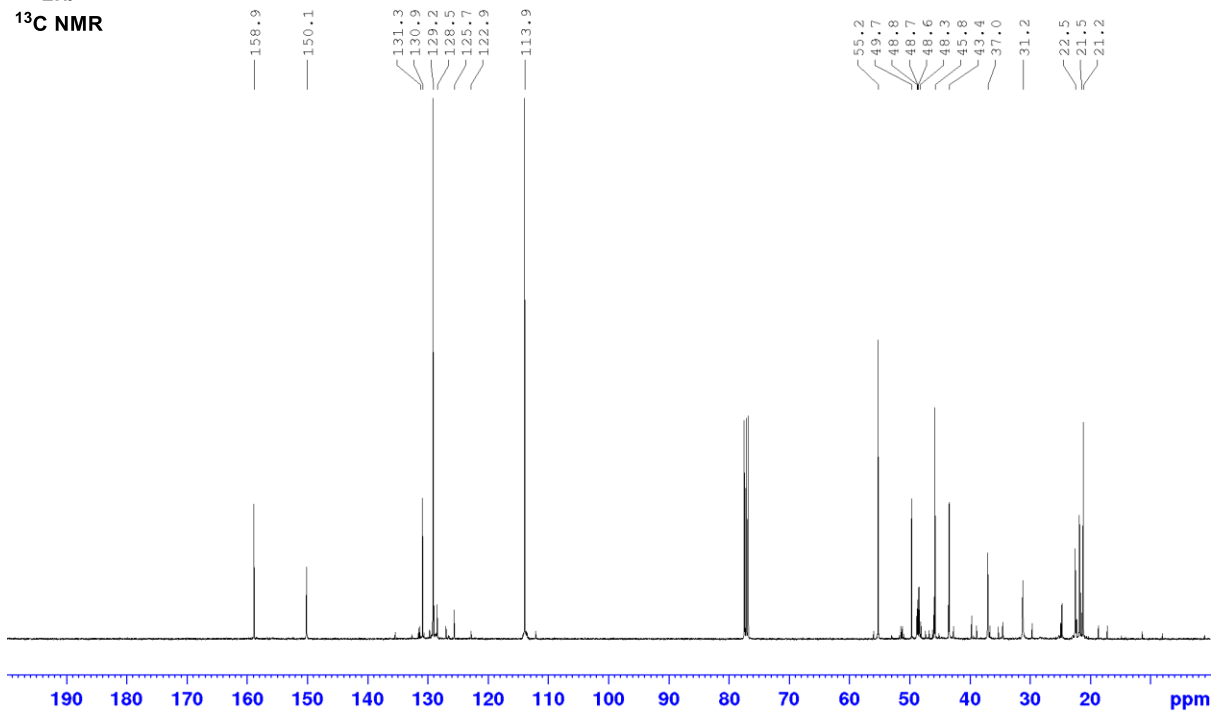
(6S*,7S*)-N-(4-methoxybenzyl)-7-(trifluoromethyl)-1-thia-3-azaspiro[5.5]undec-2-en-2-amine (2rb)

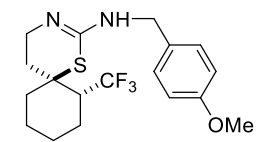


2rb
¹H NMR



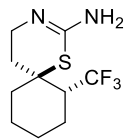
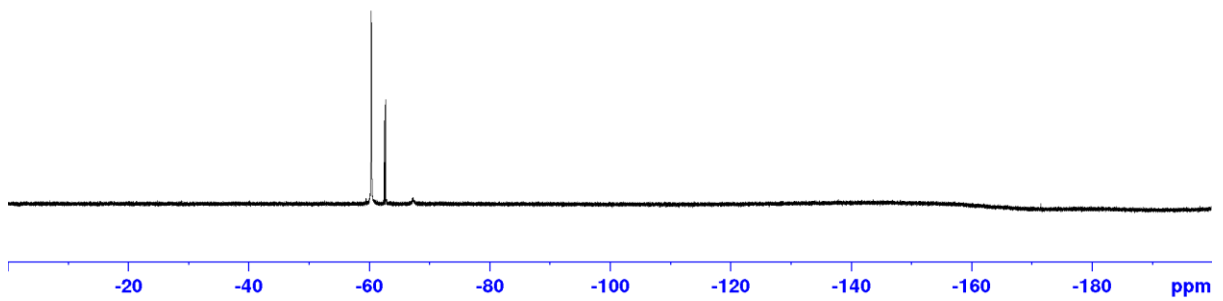
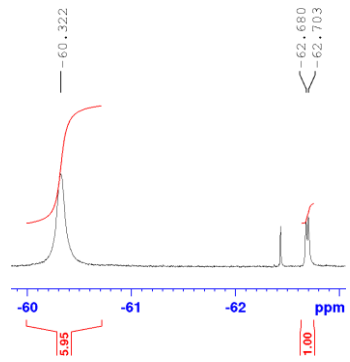
2rb
¹³C NMR



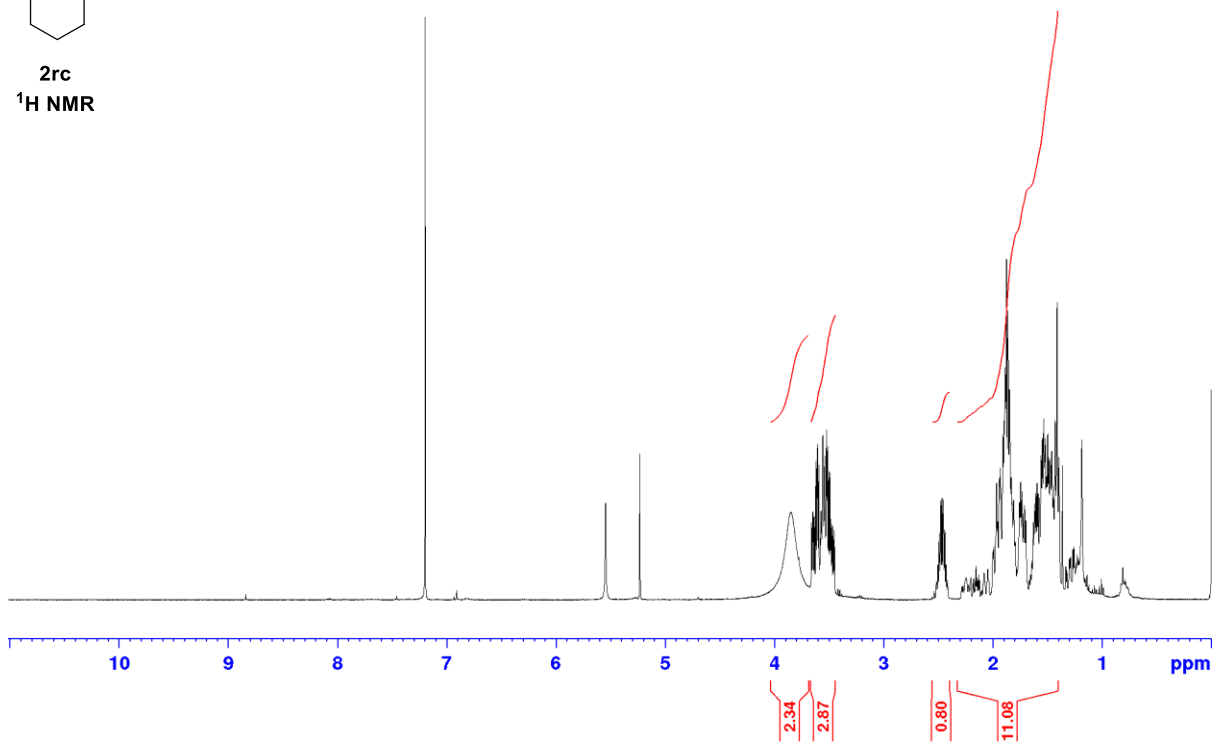


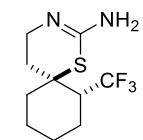
2rb
¹⁹F NMR

-60.3
-62.7
-62.7

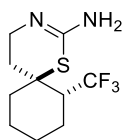
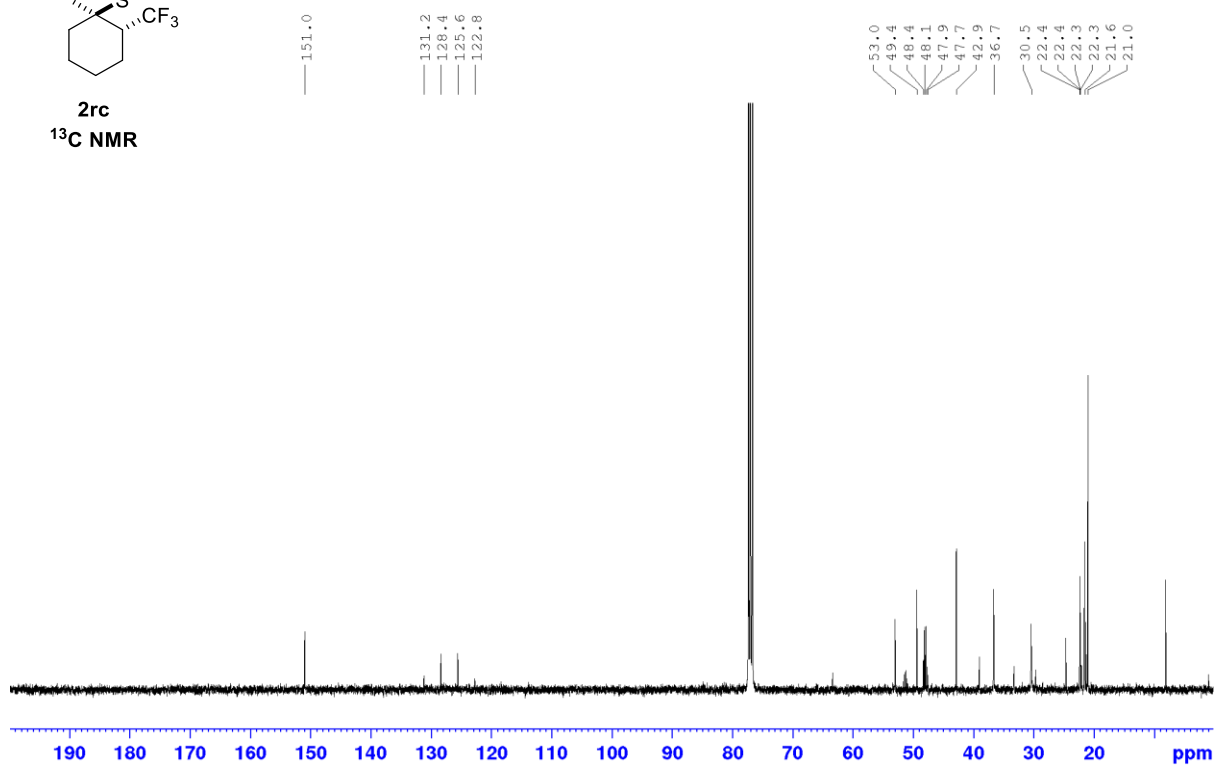


2rc
¹H NMR

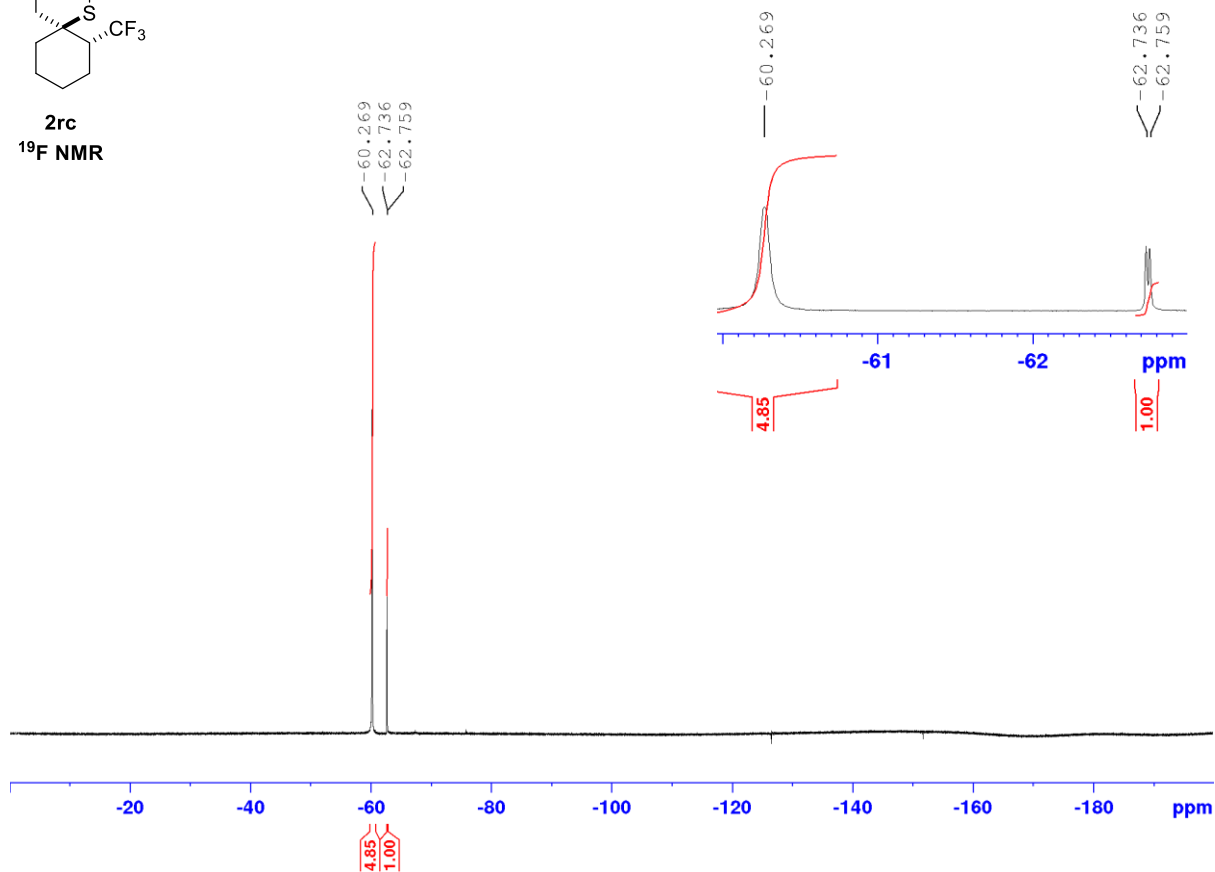




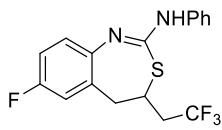
2rc
¹³C NMR



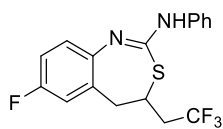
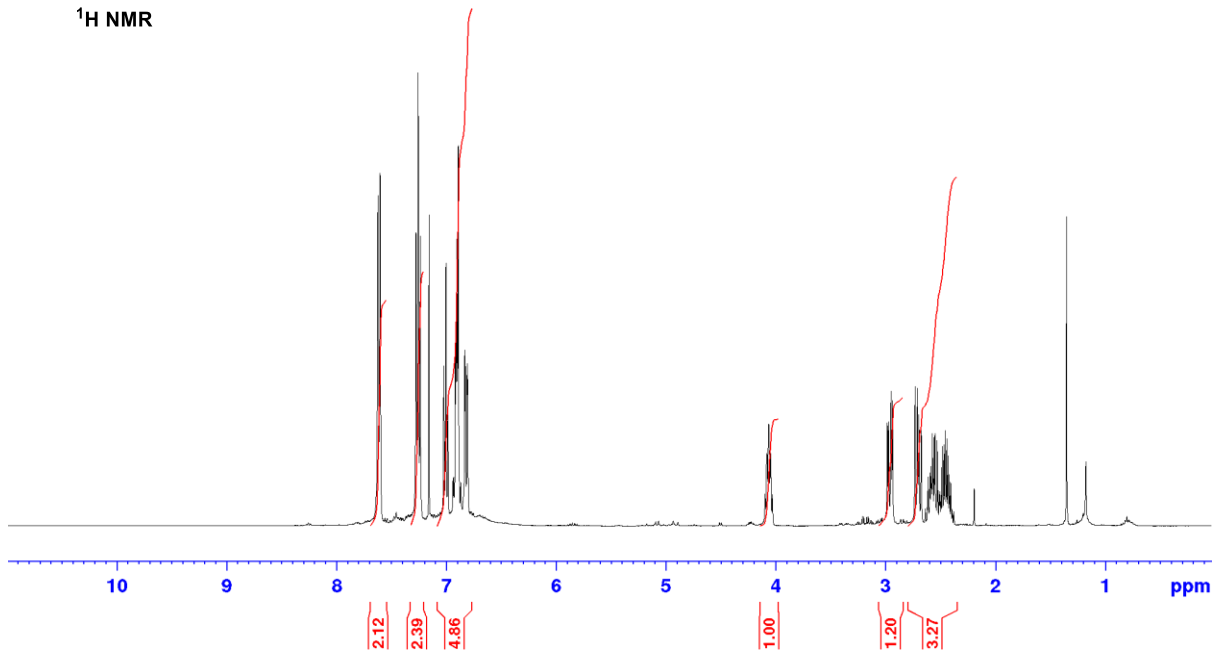
2rc
¹⁹F NMR



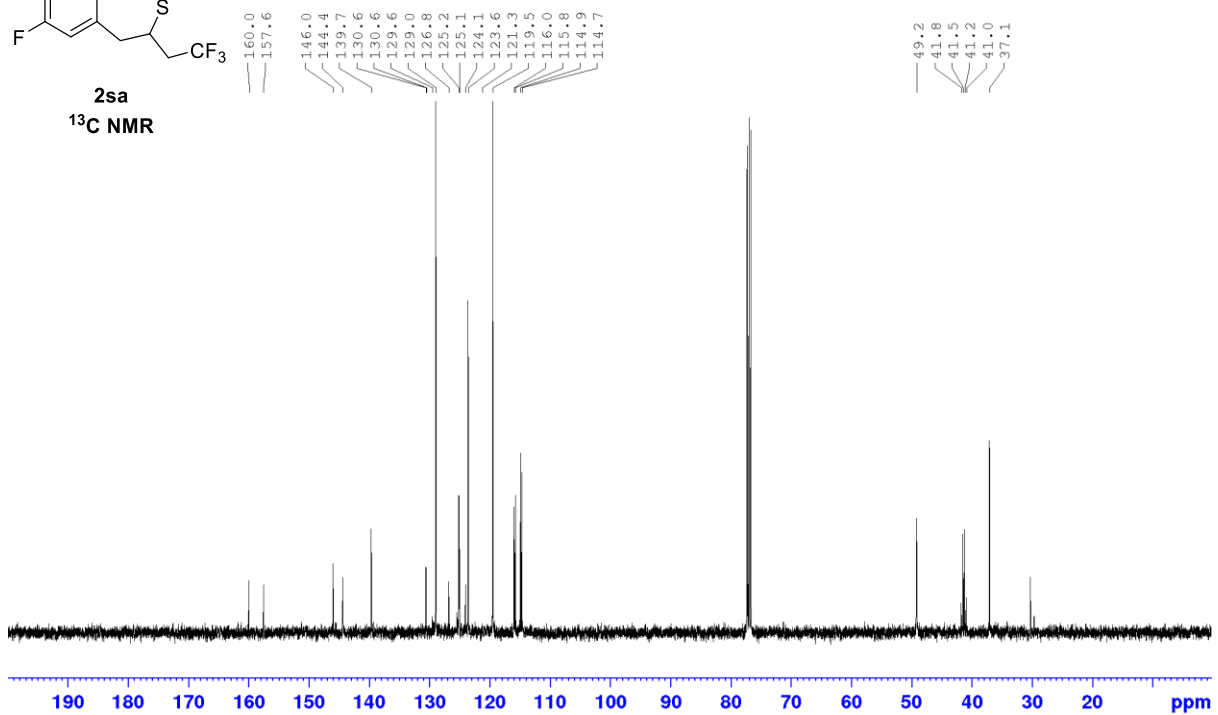
7-Fluoro-N-phenyl-4-(2,2,2-trifluoroethyl)-4,5-dihydrobenzo[d][1,3]thiazepin-2-amine (2sa)

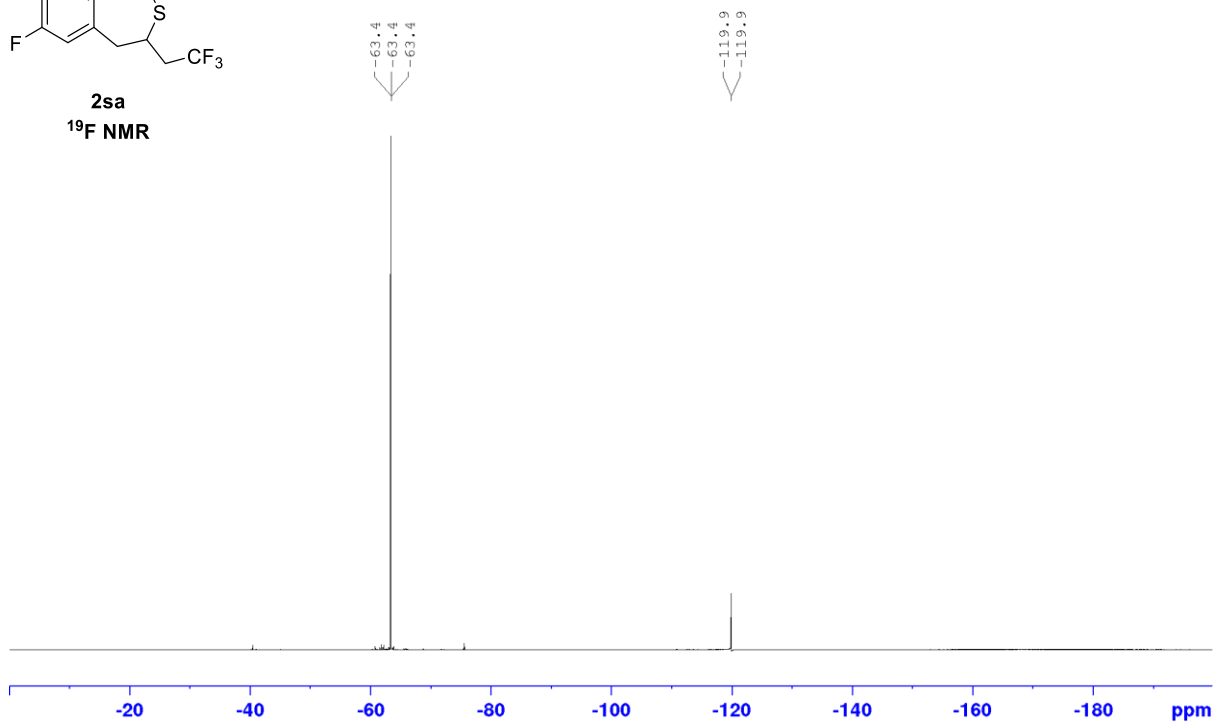
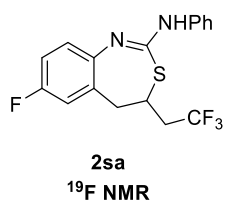


2sa
¹H NMR

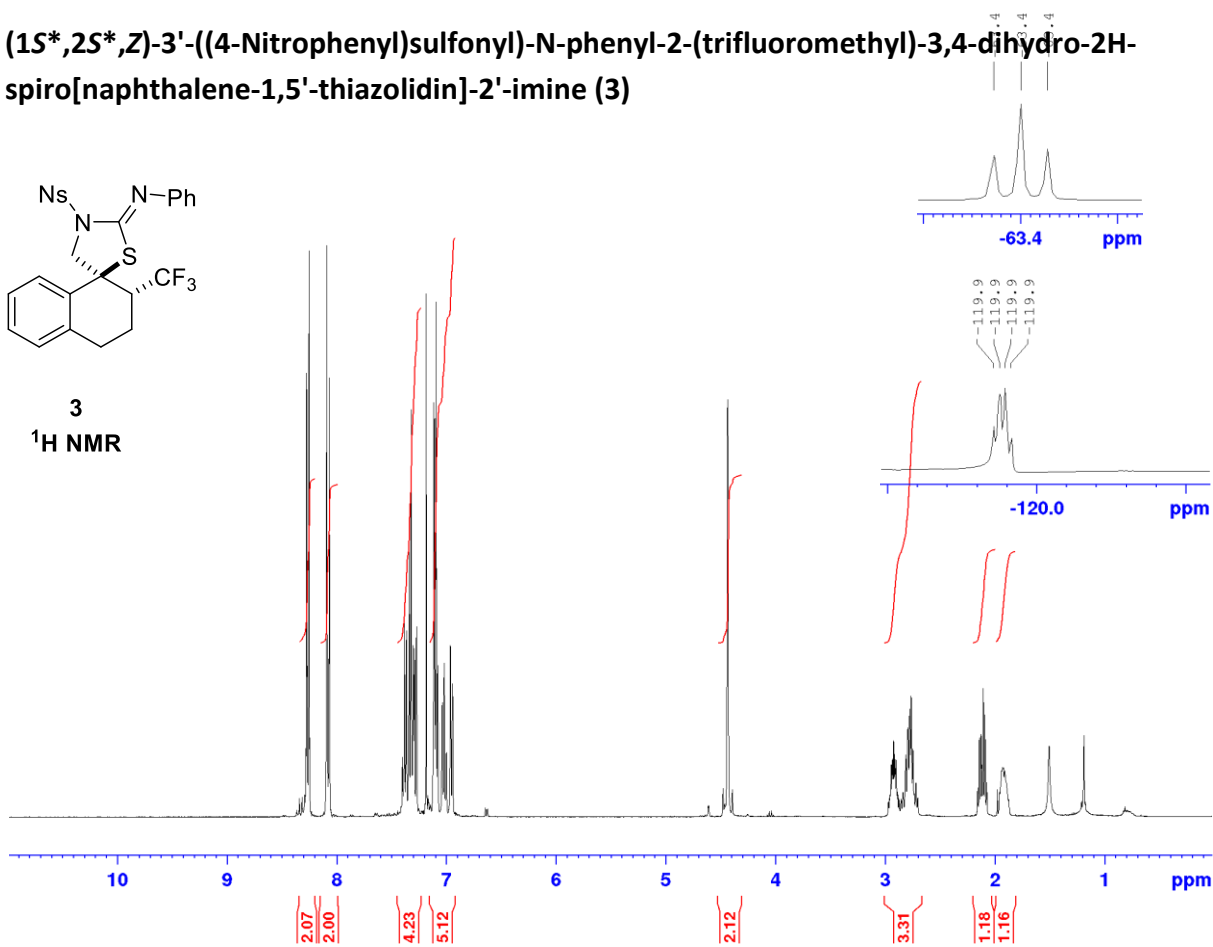
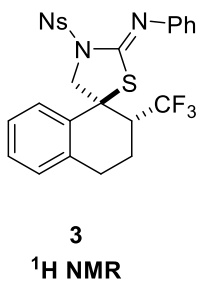


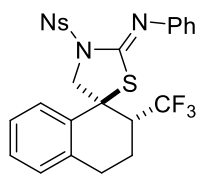
2sa
¹³C NMR



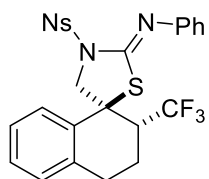
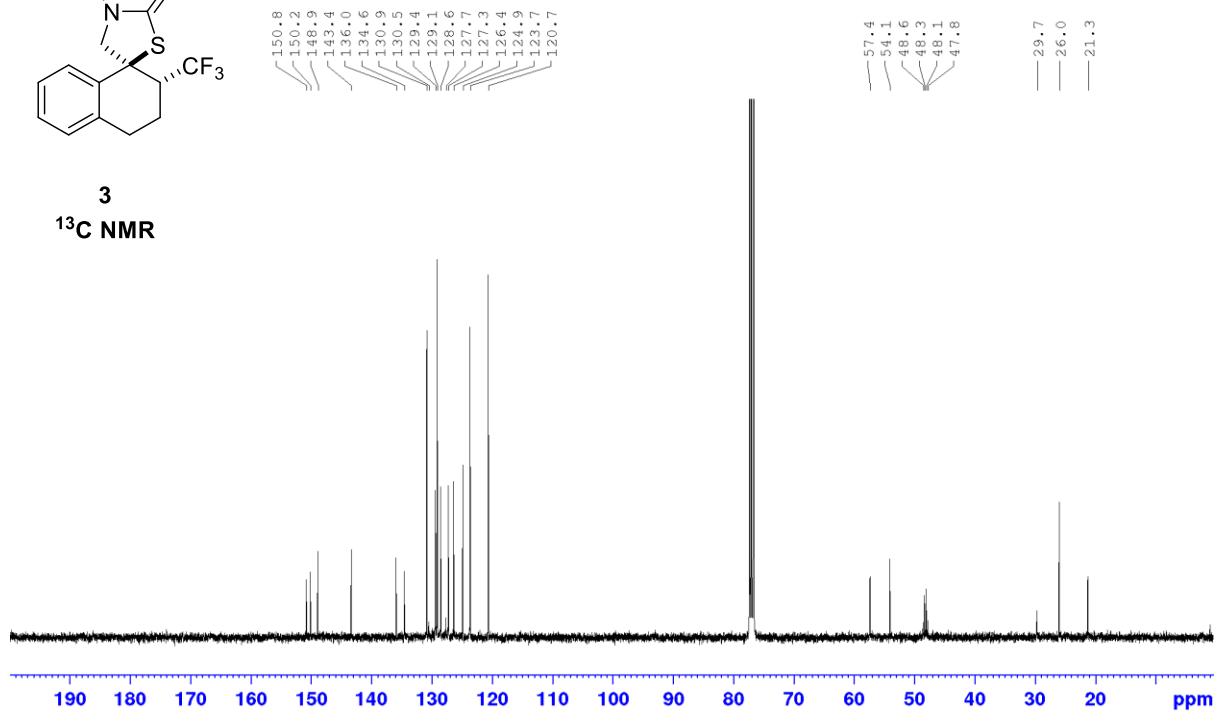


(1S*,2S*,Z)-3'-((4-Nitrophenyl)sulfonyl)-N-phenyl-2-(trifluoromethyl)-3,4-dihydro-2H-spiro[naphthalene-1,5'-thiazolidin]-2'-imine (3)

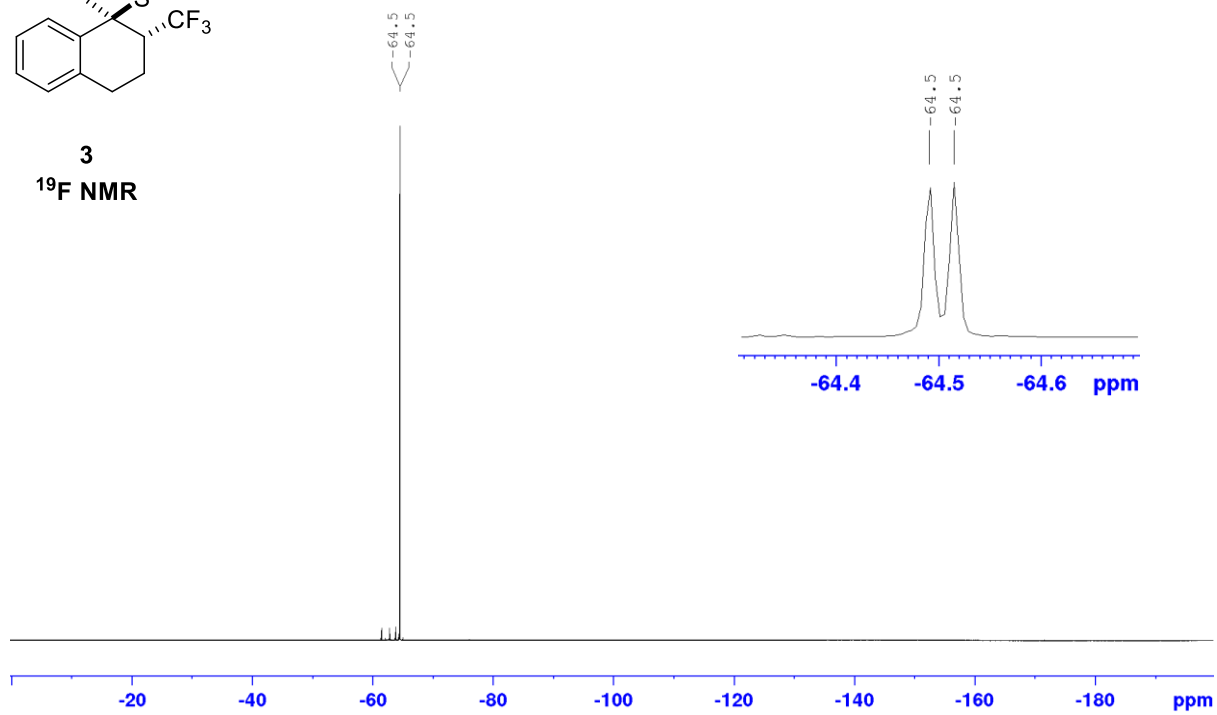




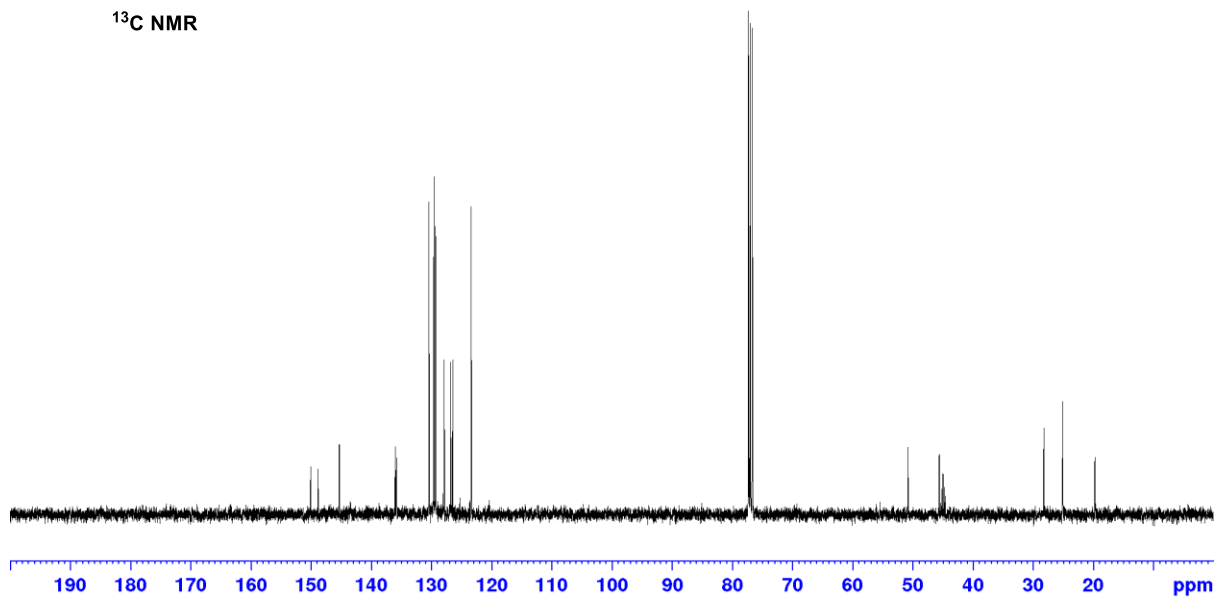
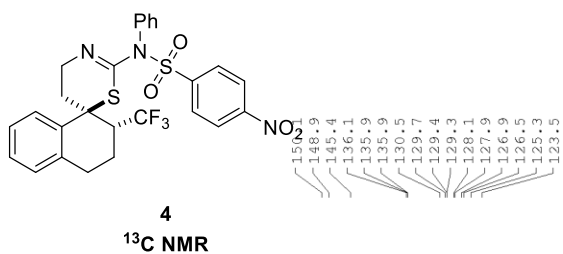
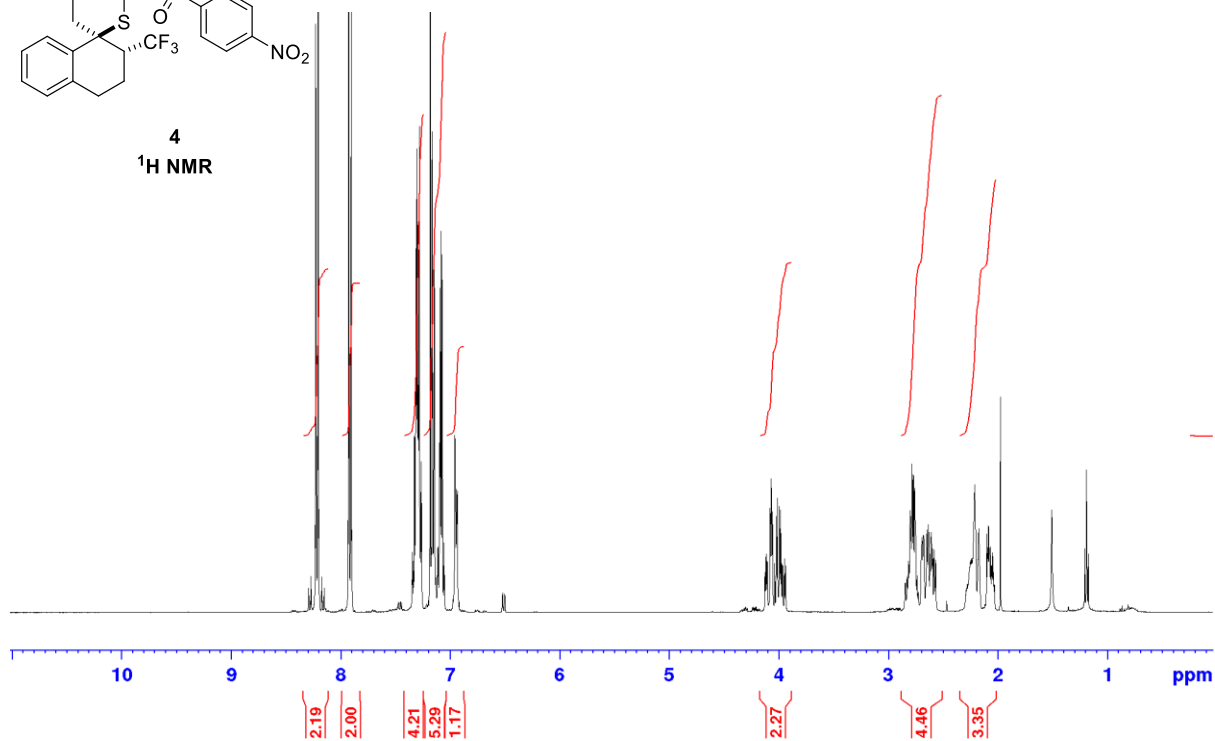
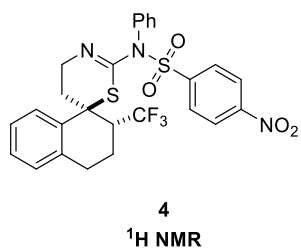
3
¹³C NMR

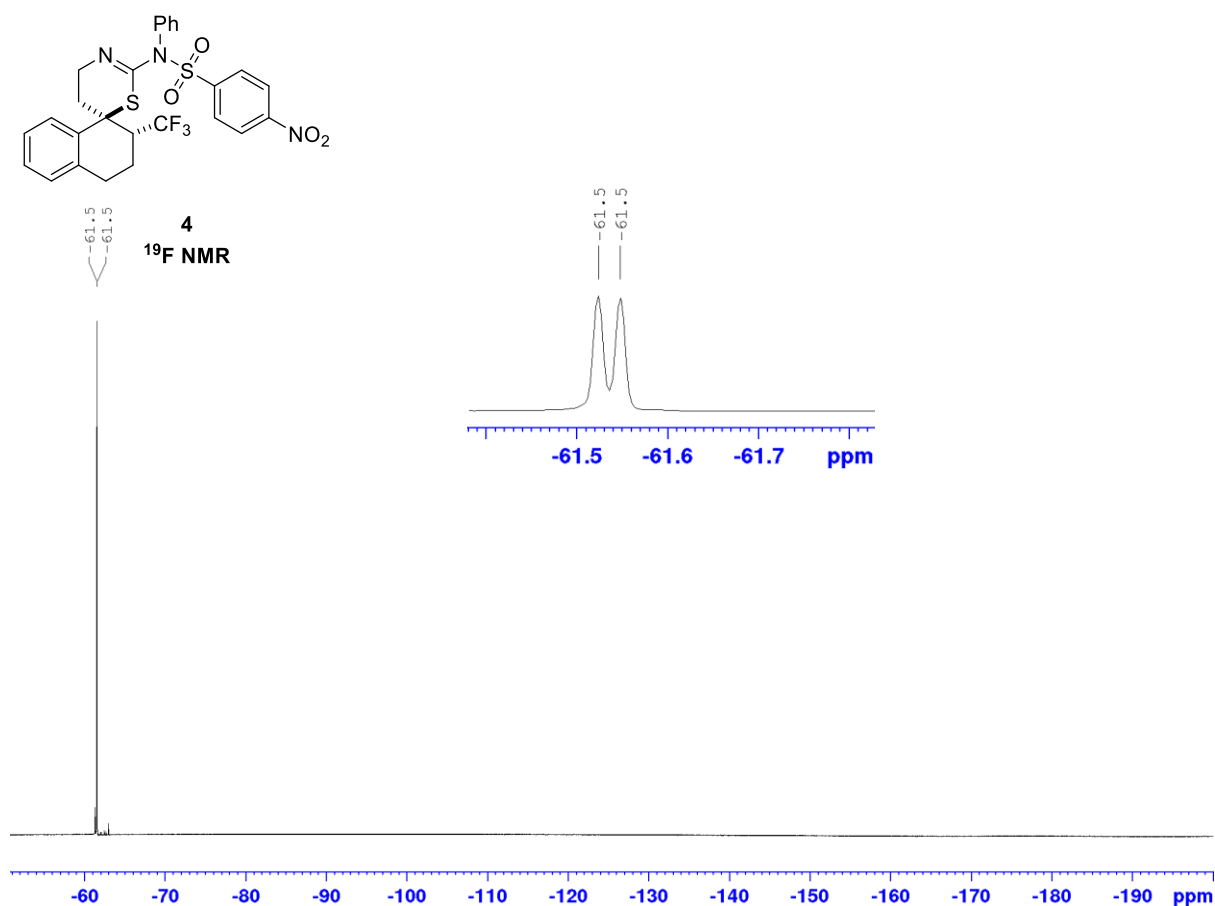


3
¹⁹F NMR



4-Nitro-N-phenyl-N-((1S*,2S*)-2-(trifluoromethyl)-3,4,4',5'-tetrahydro-2H-spiro[naphthalene-1,6'-[1,3]thiazin]-2'-yl)benzenesulfonamide (4)





6. Crystallographic Data

6.1. General Information

Low temperature¹⁷ (150 K) single-crystal X-ray diffraction data were collected using an Oxford Diffraction (Agilent) SuperNova A diffractometer. Raw frame data were reduced using the instrument manufacturer supplied software CrysAlisPro.¹⁸ All structures could be solved *ab initio* using SuperFlip,¹⁹ and full-matrix least-squares refinement was carried out using CRYSTALS.^{20,21,22} All non-hydrogen atoms were refined using anisotropic displacement ellipsoids, and hydrogen atoms were visible in the difference map. Once the heavy atoms structure was complete, hydrogen atoms were positioned geometrically then refined separately using soft restraints prior to inclusion in the final refinement using a riding model.²³ All structures have been deposited with the Cambridge Crystallographic Data Centre (reference codes CCDC 1474239-1474241); these data can be obtained free of charge via www.ccdc.cam.ac.uk/data_request/cif.

¹⁷J. Cosier and A. M. Glazer, *J. Appl. Cryst.*, 1986, **19**, 105–107.

¹⁸CrysAlisPro (Agilent Technologies, Oxford, 2011).

¹⁹L. Palatinus and G. Chapuis, *J. Appl. Crystallogr.*, 2007, **40**, 786–790.

²⁰P. W. Betteridge, J. R. Carruthers, R. I. Cooper, K. Prout and D. J. Watkin, *J. Appl. Crystallogr.*, 2003, **36**, 1487.

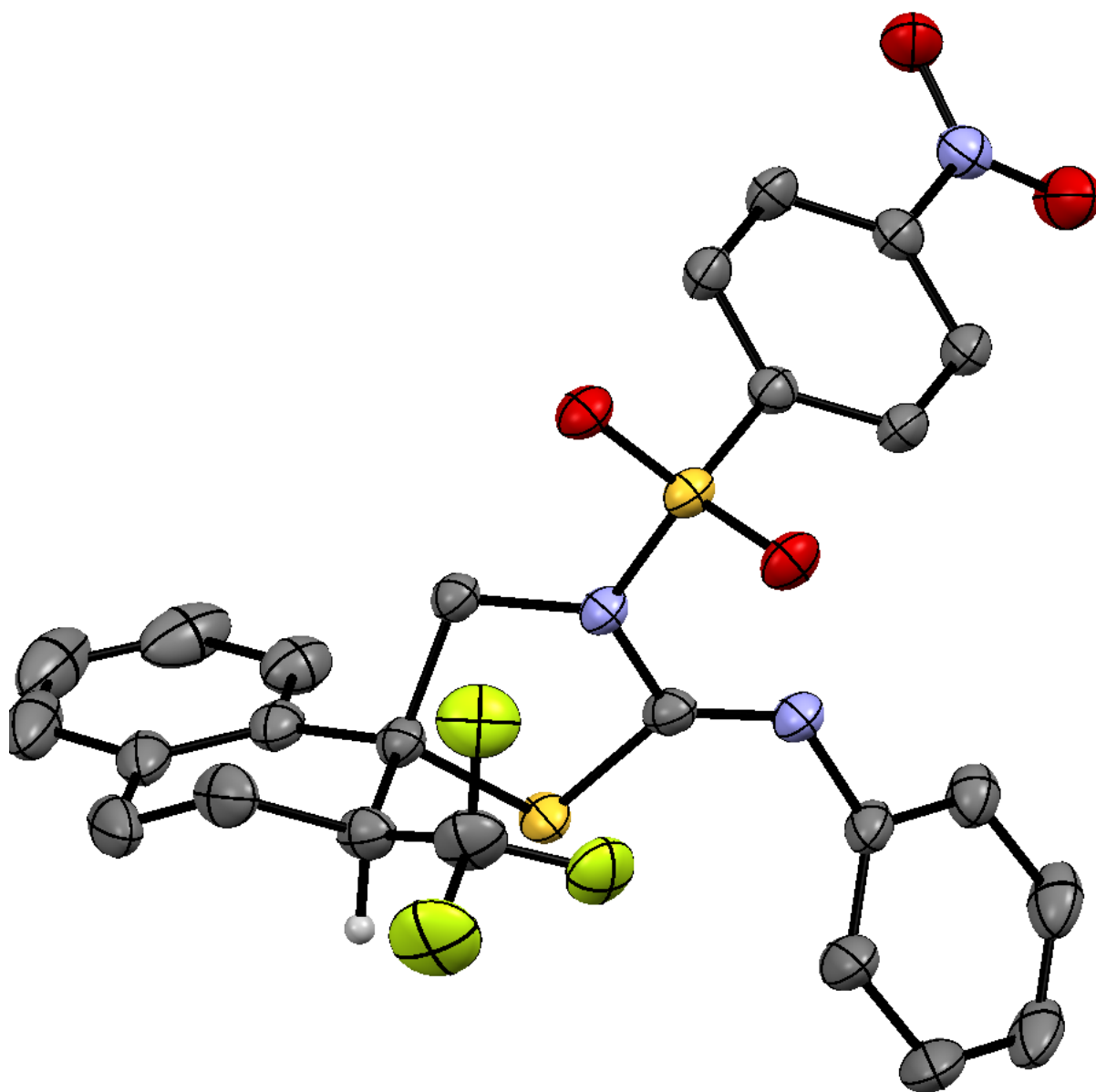
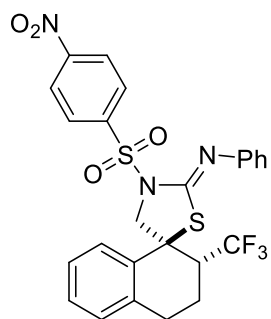
²¹P. Parois, R. I. Cooper and A. L. Thompson, *Chem. Cent.*, in press.

²²A. L. Thompson and D. J. Watkin, *J. Appl. Cryst.*, 2011, **44**, 1017–1022.

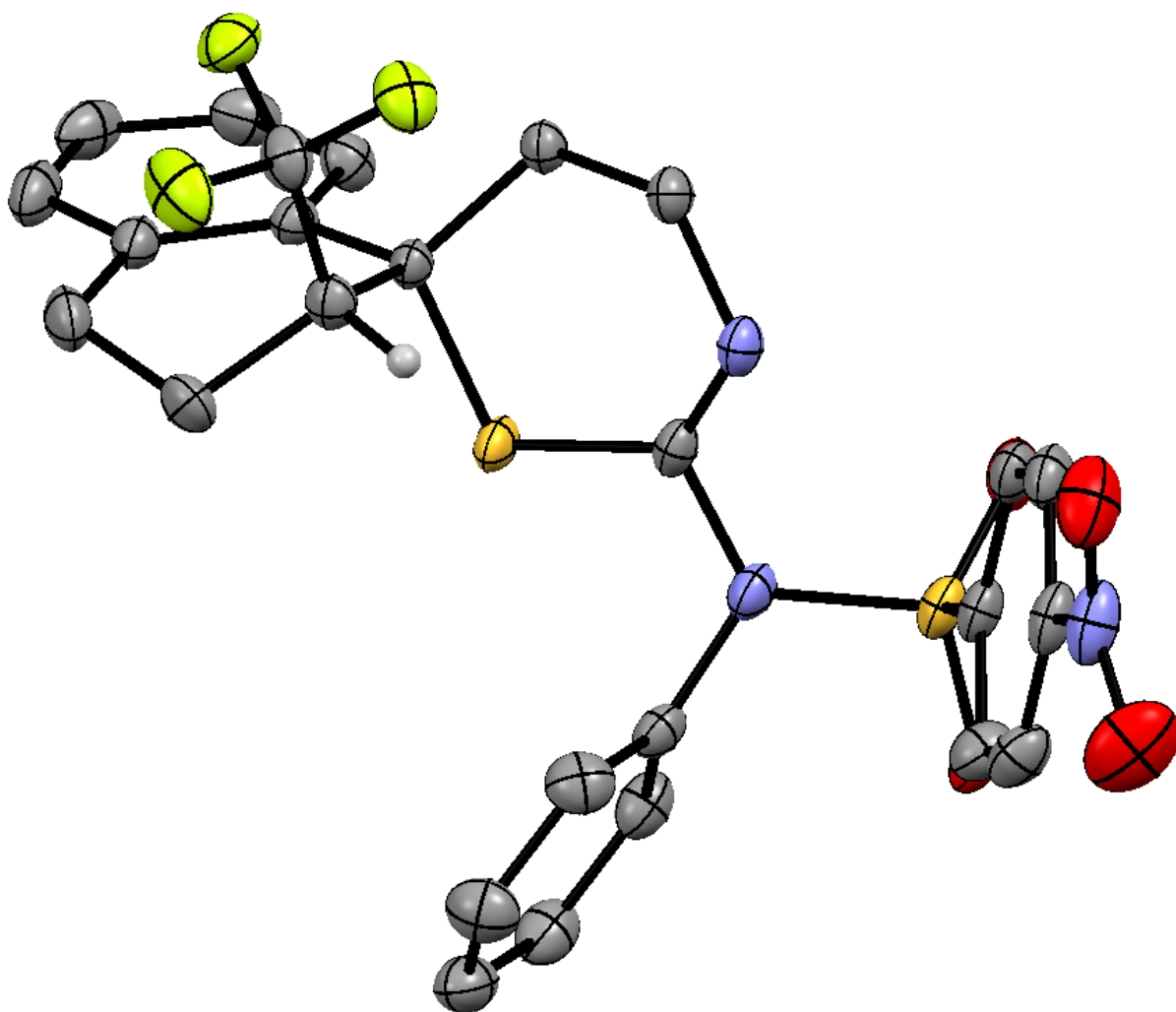
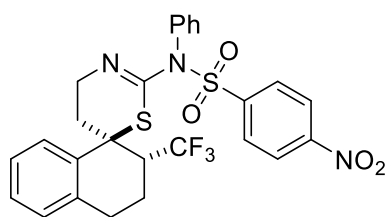
²³R. I. Cooper, A. L. Thompson and D. J. Watkin, *J. Appl. Crystallogr.*, 2010, **43**, 1100–1107.

	108lp16	109lp16	107lp16
Nr. in Paper	3	4	2oa
Name			
Formula	C ₂₅ H ₂₀ F ₃ N ₃ O ₄ S ₂	C ₂₆ H ₂₂ F ₃ N ₃ O ₄ S ₂	C ₁₈ H ₁₇ F ₃ N ₂ O ₁ S ₁
Molecular Weight	547.58	561.6	366.41
Crystal System	monoclinic	triclinic	monoclinic
T [K]	150	150	150
Space Group	P 21/n	P -1	P 21/n
a [Å]	6.8480(1)	7.4653(2)	15.2695(4)
b [Å]	20.4301(3)	9.9343(4)	5.9545(2)
c [Å]	17.0570(2)	17.6618(5)	19.0281(7)
α [°]	90	89.239(3)	90
β [°]	90.3040(11)	85.681(2)	91.540(3)
γ [°]	90	72.865(3)	90
V [Å³]	2386.33(6)	1248.09(7)	1729.45(10)
Z	4	2	4
D_{calc} [g cm⁻³]	1.524	1.494	1.407
F(0 0 0)	1128	580	760
μ [mm⁻¹]	2.586	2.487	2.022
Crystal Size [mm]	0.10 * 0.10 * 0.25	0.12 * 0.13 * 0.19	0.10 * 0.14 * 0.18
Colour, Shape	clear_pale_colourless, prism	clear_pale_colourless, block	clear_pale_colourless, needle
R_{int}	3.26	3.63	10.33
θ_{min}, θ_{max} [deg]	3.375 - 74.753	4.685 - 74.757	3.664-76.067
Total Reflections	29782	25529	3587
Reflections, Restraints, Parameters (I>-3.0/sigma(I))	4958, 0, 334	5188, 0, 343	3575, 949, 422
S (=Goof)	1.000	1.004	0.983
Min. and Max. Residual Density, [e/Å³]	-0.39	-0.54	-0.86
	0.28	0.58	1.22
Threshold Expression	I>2sigma(I)	I>2sigma(I)	I>2sigma(I)
R₁	0.0313	0.0358	0.0976
wR₂	0.0812	0.0970	0.2580

(1*S,2*S**,*Z*)-3'-((4-Nitrophenyl)sulfonyl)-*N*-phenyl-2-(trifluoromethyl)-3,4-dihydro-2H-spiro[naphthalene-1,5'-thiazolidin]-2'-imine (3)**



4-Nitro-*N*-phenyl-*N*-((1*S**,2*S**)-2-(trifluoromethyl)-3,4,4',5'-tetrahydro-2H-spiro[naphthalene-1,6'-[1,3]thiazin]-2'-yl)benzenesulfonamide (4)



(5*R,6*S**)-6-(4-Methoxyphenyl)-*N*-phenyl-5-(trifluoromethyl)-5,6-dihydro-4*H*-1,3-thiazin-2-amine (2oa)**

