

Supporting information

Carbon Dioxide Activated Carbon Nanofibers with Hierarchical Micro-/Mesoporosity towards Electrocatalytic Oxygen Reduction

Yongfang Chen,^{a,b} Qian Liu^{a*} and Jiacheng Wang^{a*}

^aState Key Laboratory of High Performance Ceramics and Superfine Microstructure, Shanghai Institute of Ceramics, Chinese Academy of Sciences, 1295 Dingxi Road, Shanghai 200050, China.

Email: jiacheng.wang@mail.sic.ac.cn; qianliu@sunm.shcnc.ac.cn

^bUniversity of the Chinese Academy of Sciences, Beijing 100049, P. R. China.




Fig. S1 SEM of (a) CACNF-15 and (b) CACNF-30.

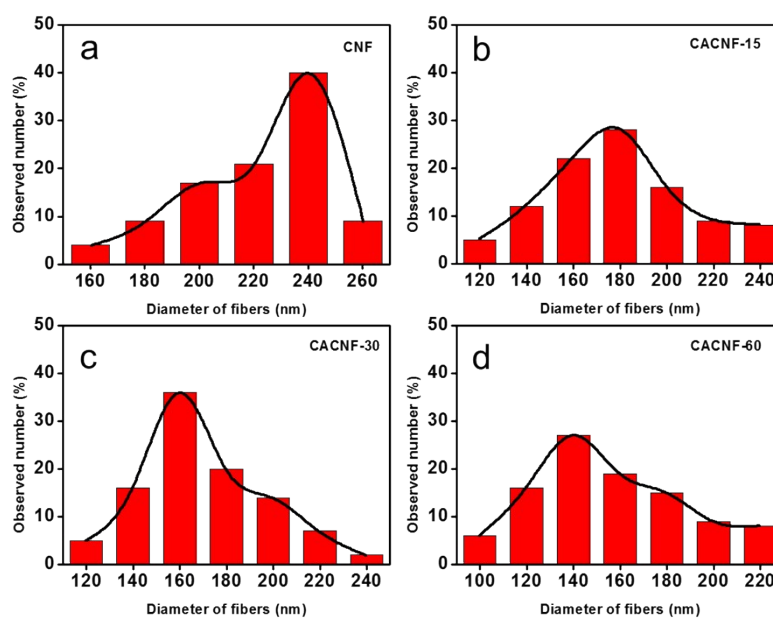


Fig. S2 Diameter distribution curves of samples.

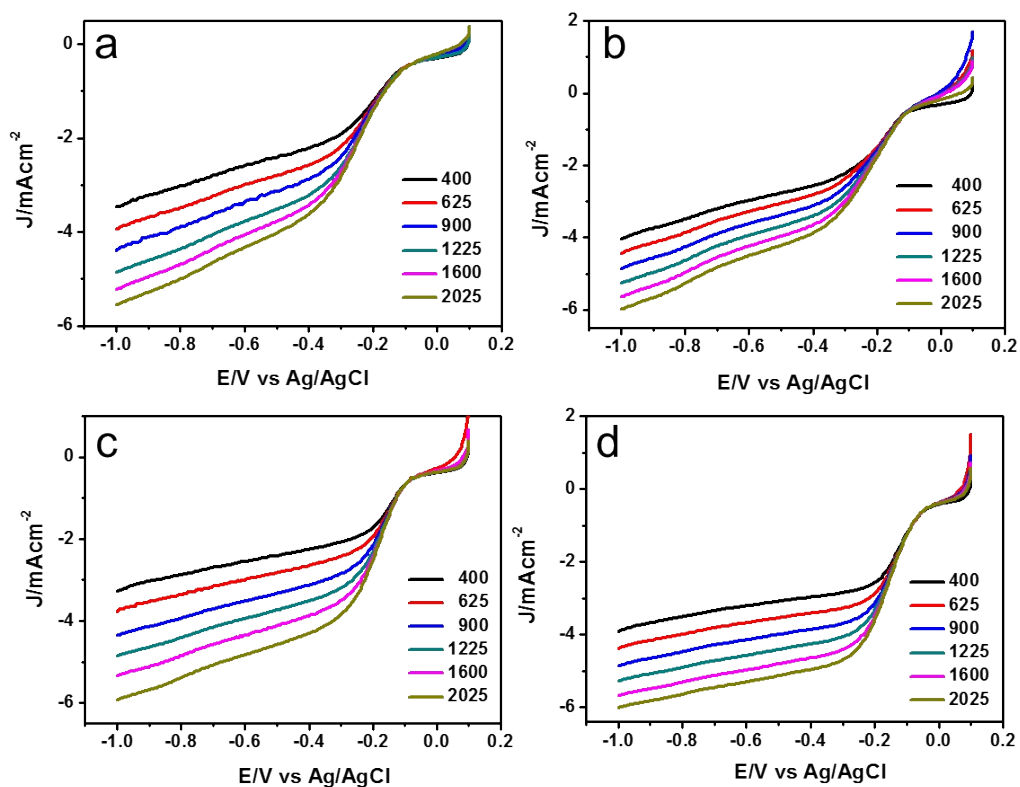


Fig. S3 LSV curves of (a) CNF, (b) CACNF-15, (c) CACNF-30 and (d) CACNF-60 in O_2 -saturated 0.1 M solution of KOH at a scan rate of 10 mV s^{-1} .

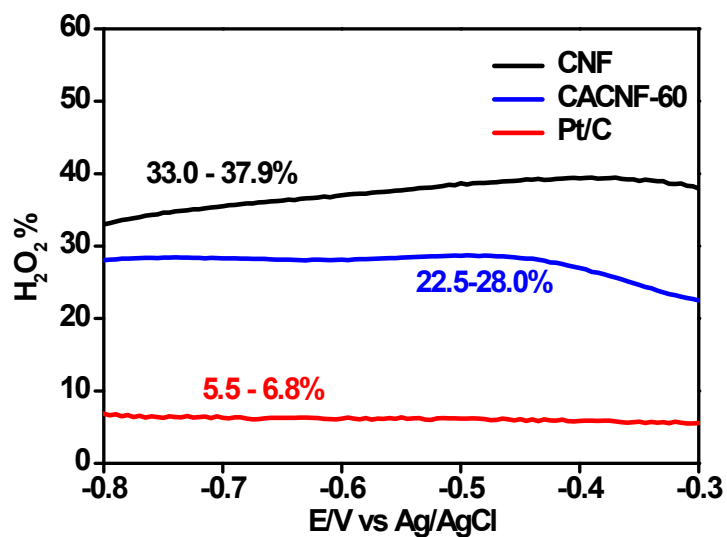


Fig. S4 H_2O_2 yield of CNF, CACNF-60 and commercial Pt/C.