

Electronic Supplementary Material (ESI) for Journal of Materials Chemistry C. This journal is © The Royal Society of Chemistry 2015

## SUPPORTING INFORMATION

### Insight into the Effect of Functional Groups on Visible-Fluorescence Emissions of Graphene Quantum Dots

Jiang-Lin Du,<sup>a</sup> Hai-Yu Wang,<sup>\*,a</sup> Lei Wang,<sup>a</sup> Shou-Jun Zhu,<sup>b</sup> Yu-Bin Song,<sup>b</sup> Bai Yang,<sup>b</sup> Hong-Bo Sun,<sup>\*,a</sup>

*<sup>a</sup>State Key Laboratory on Integrated Optoelectronics, College of Electronic Science and Engineering, Jilin University, 2699 Qianjin Street, Changchun 130012, China*

*<sup>b</sup>State Key Laboratory of Supramolecular Structure and Materials, College of Chemistry, Jilin University, 2699 Qianjin Street,, Changchun 130023, China*

Corresponding authors: [haiyu\\_wang@jlu.edu.cn](mailto:haiyu_wang@jlu.edu.cn)




Fig. S1 Transmission Electron Microscope (TEM) of GQDs.

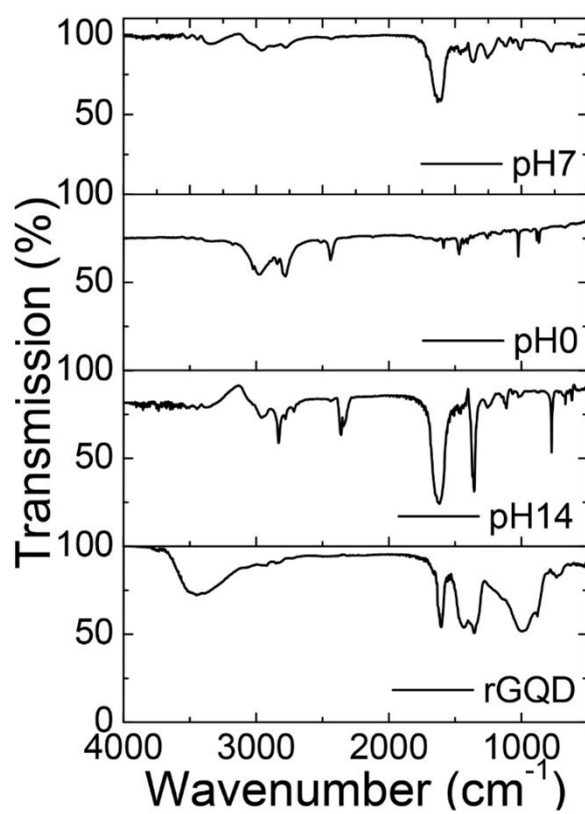


Fig. S2 Fourier Transform Infrared Spectra of GQDs in different modifications.




Fig. S3 (a) TEM spectra of GORs and (b) GOR-QDs.

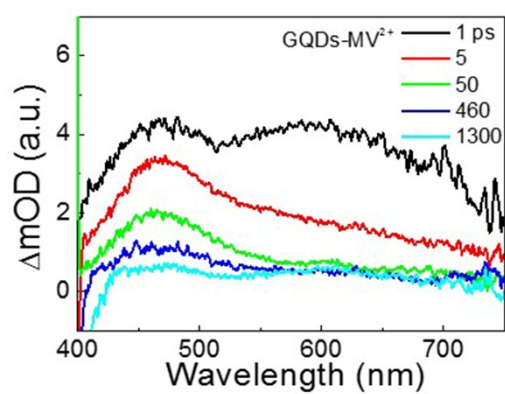


Fig. S4 TA spectra excited at 400 nm in GQDs after 200 mM MV<sup>2+</sup> added.

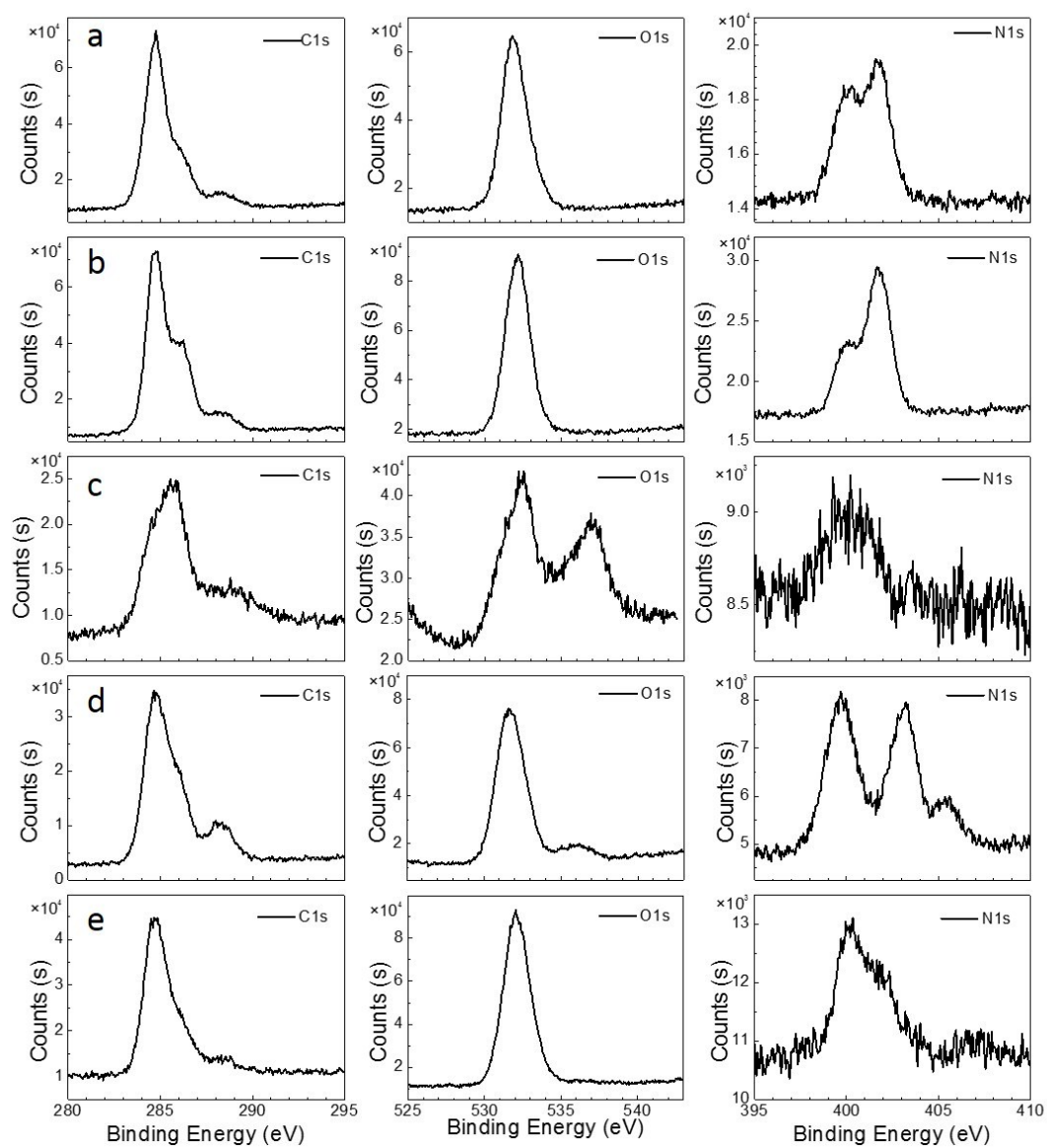


Fig. S5 XPS spectra of (a)GQDs, (b)GQDs-pH0, (c)GQDs-pH14, (d)r-GQDs, and (e)GOR-QDs

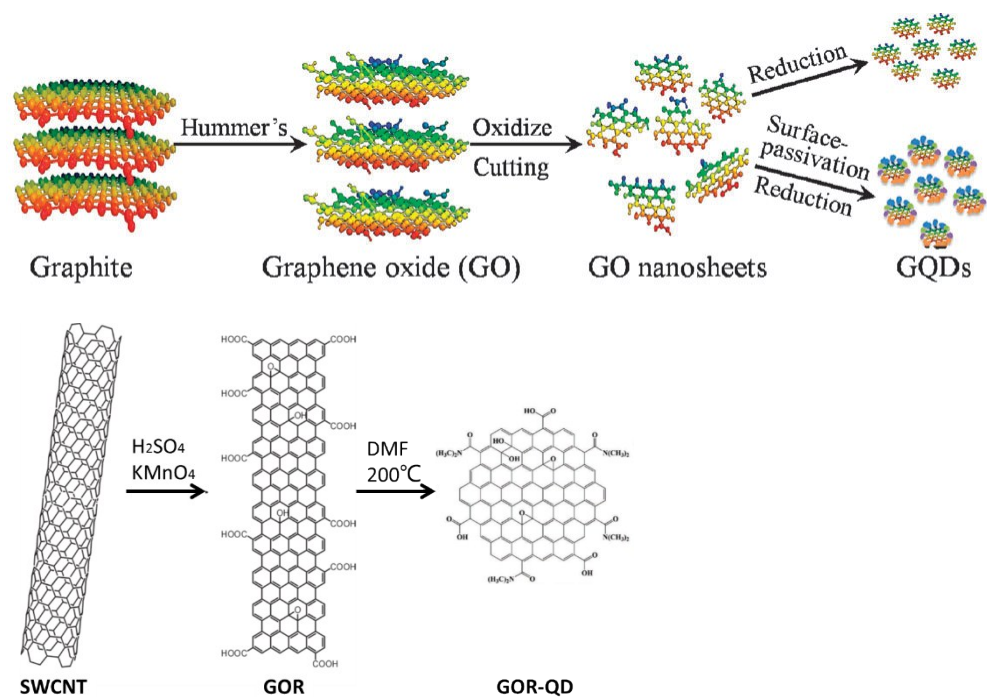


Fig S6 Scheme for the synthesis of GQDs and GOR-QDs.