

Electronic Supplementary Information

Polymer brushes on structural surfaces: a novel synergistic strategy for perfectly resisting algae settlement

Yu Zhang^{a,b,c}, Haiyuan Hu^a, Xiaowei Pei^a, Yupeng Liu^{a}, Qian Ye^{a,d*}, and Feng Zhou^a*

^a State Key Laboratory of Solid Lubrication, Lanzhou Institute of Chemical Physics, Chinese Academy of Sciences, Lanzhou, 730000, China

^b University of Chinese Academy of Sciences, Beijing, 100049, China

^c School of Electromechanical Engineering and Key Laboratory of Mechanical Equipment Manufacturing and Control Technology of Ministry of Education, Guangdong University of Technology, Guangzhou, 510006, China

^d Research & Development Institute of Northwestern Polytechnical University in Shenzhen, School of Materials Science and Engineering, Northwestern Polytechnical University, Xi'an, 710072, China

*E-mail: yeqian213@nwpu.edu.cn

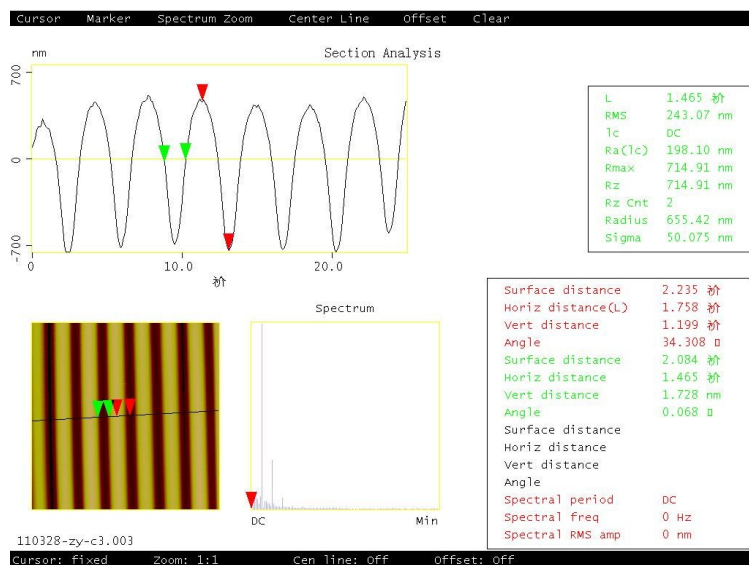


Figure S1. AFM images of wrinkled PDMS (Up) and the corresponding section analysis (Down).

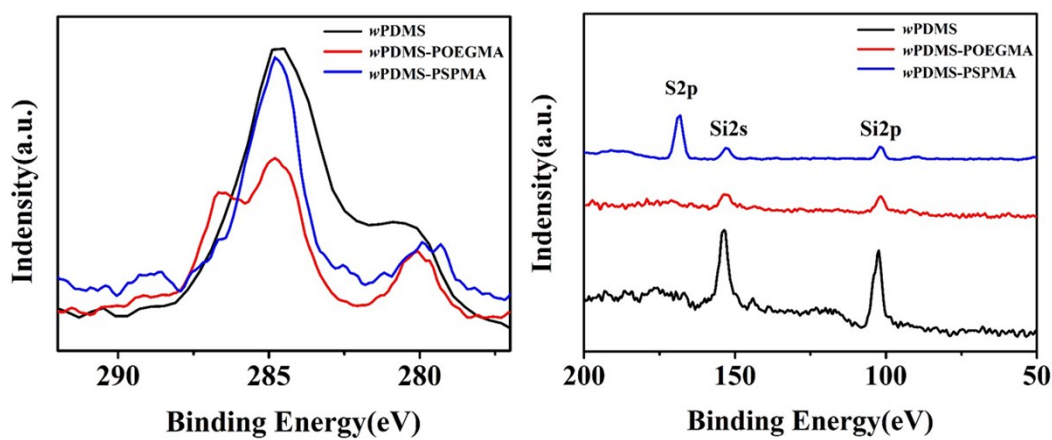


Figure S2. High-resolution C (left), S, and Si (right) spectra of wPDMS, wPDMS-POEGMA, and wPDMS-PSPMA samples.

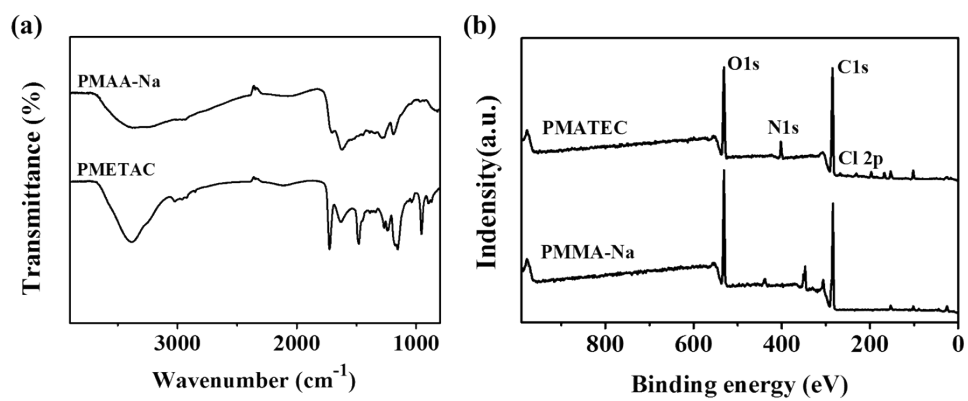


Figure S3. FT-IR spectra (a) and XPS survey spectra (b) of *w*PDMS-PMMA and *w*PDMS-PMETAC, respectively.