

Electronic Supplementary Information (ESI)

Elucidating the Impact of *A*-Site Cation Change on

Photocatalytic H₂ and O₂ Evolution Activities of

Perovskite-Type $LnTaON_2$ ($Ln = La$ and Pr) †

Mirabbos Hojamberdiev^{1,2}, Maged F. Bekheet³, Judy N. Hart⁴, Junie Jhon M. Vequizo⁵, Akira Yamakata⁵, Kunio Yubuta⁶, Aleksander Gurlo³, Masashi Hasegawa¹, Kazunari Domen⁷, and Katsuya Teshima^{2,8,*}

¹*Department of Materials Physics, Nagoya University, Furo-cho, Chikusa-ku, Nagoya 464-8603, Japan*

²*Department of Environmental Science and Technology, Faculty of Engineering, Shinshu University, 4-17-1 Wakasato, Nagano 380-8553, Japan*

³*Fachgebiet Keramische Werkstoffe / Chair of Advanced Ceramic Materials, Institut für Werkstoffwissenschaften und -technologien, Technische Universität Berlin, Hardenbergstraße 40, 10623 Berlin, Germany*

⁴*School of Materials Science and Engineering, UNSW Sydney, Sydney 2052, Australia*

⁵*Graduate School of Engineering, Toyota Technological Institute, 2-12-1 Hisakata, Tempaku, Nagoya 468-8511, Japan*

⁶*Institute for Materials Research, Tohoku University, 2-1-1 Katahira, Aoba-ku, Sendai 980-8577, Japan*

⁷*Department of Chemical System Engineering, School of Engineering, The University of Tokyo, 7-3-1 Hongo, Bunkyo-ku, Tokyo 113-8656, Japan*

⁸*Center for Energy and Environmental Science, Shinshu University, 4-17-1 Wakasato, Nagano 380-8553, Japan*

*Corresponding author.

Phone: +81-26-269-5541. Fax: +81-26-269-5550. E-mail: teshima@shinshu-u.ac.jp

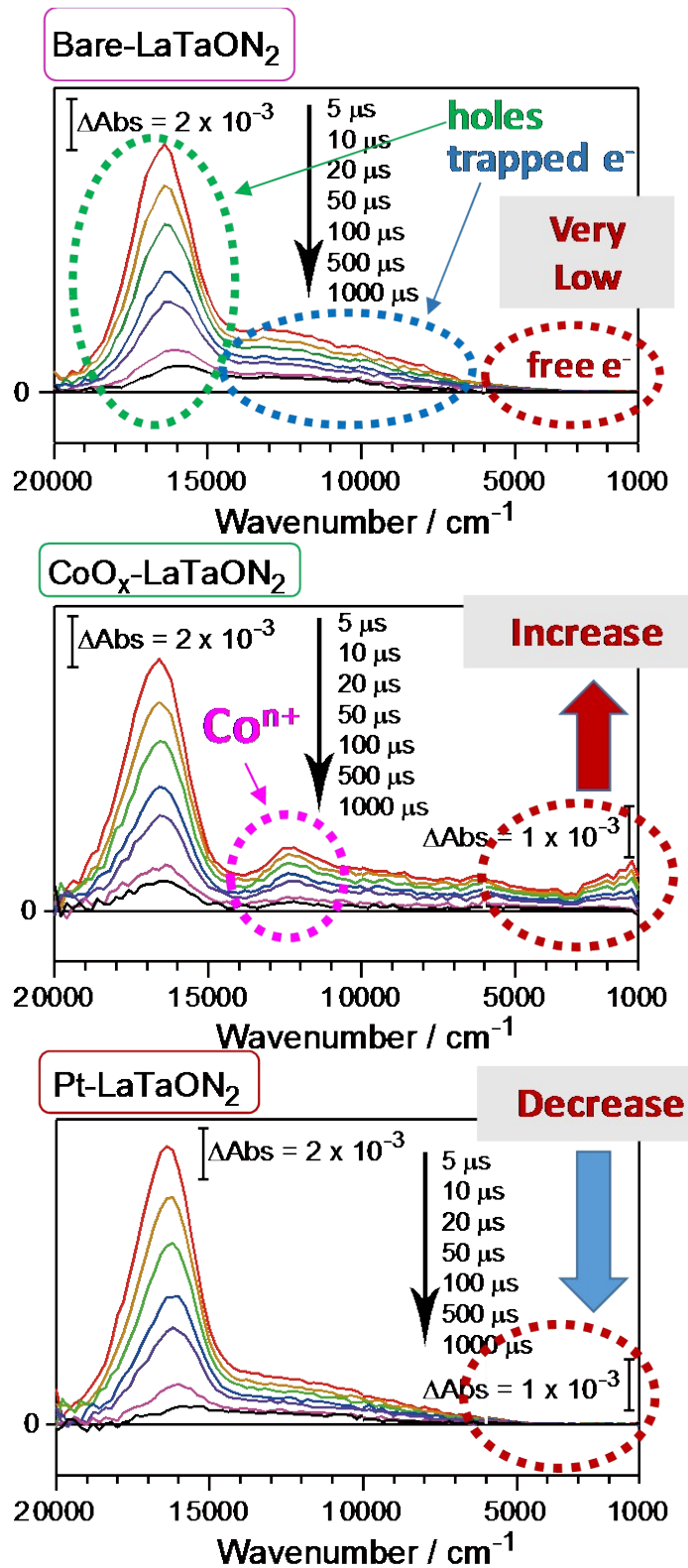


Figure S1. Transient absorption spectra of bare, CoO_x-, and Pt-loaded LaTaON₂.

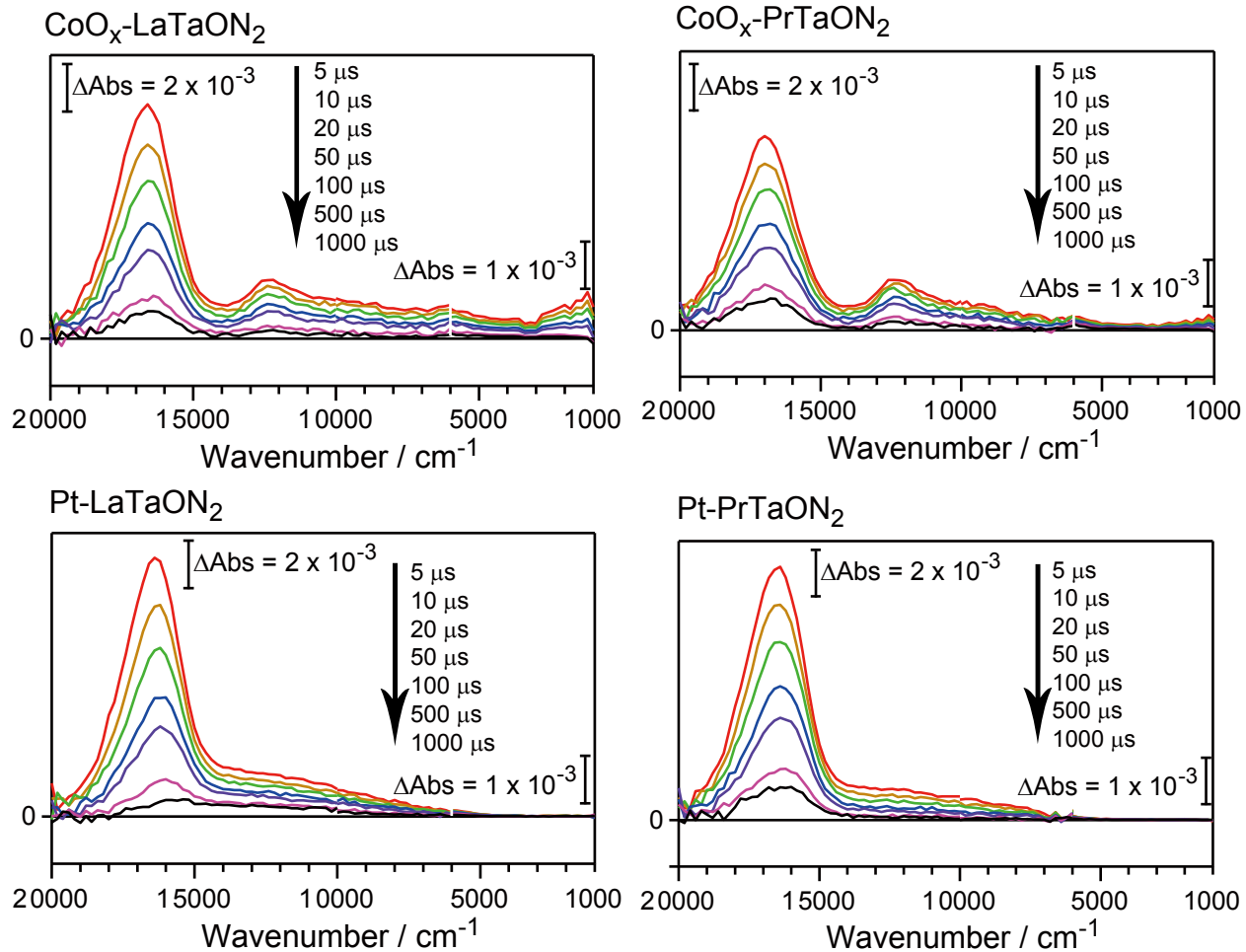


Figure S2. Comparison of the transient absorption spectra of $\text{CoO}_x\text{-}$ and Pt-loaded LaTaON_2 and PrTaON_2 .

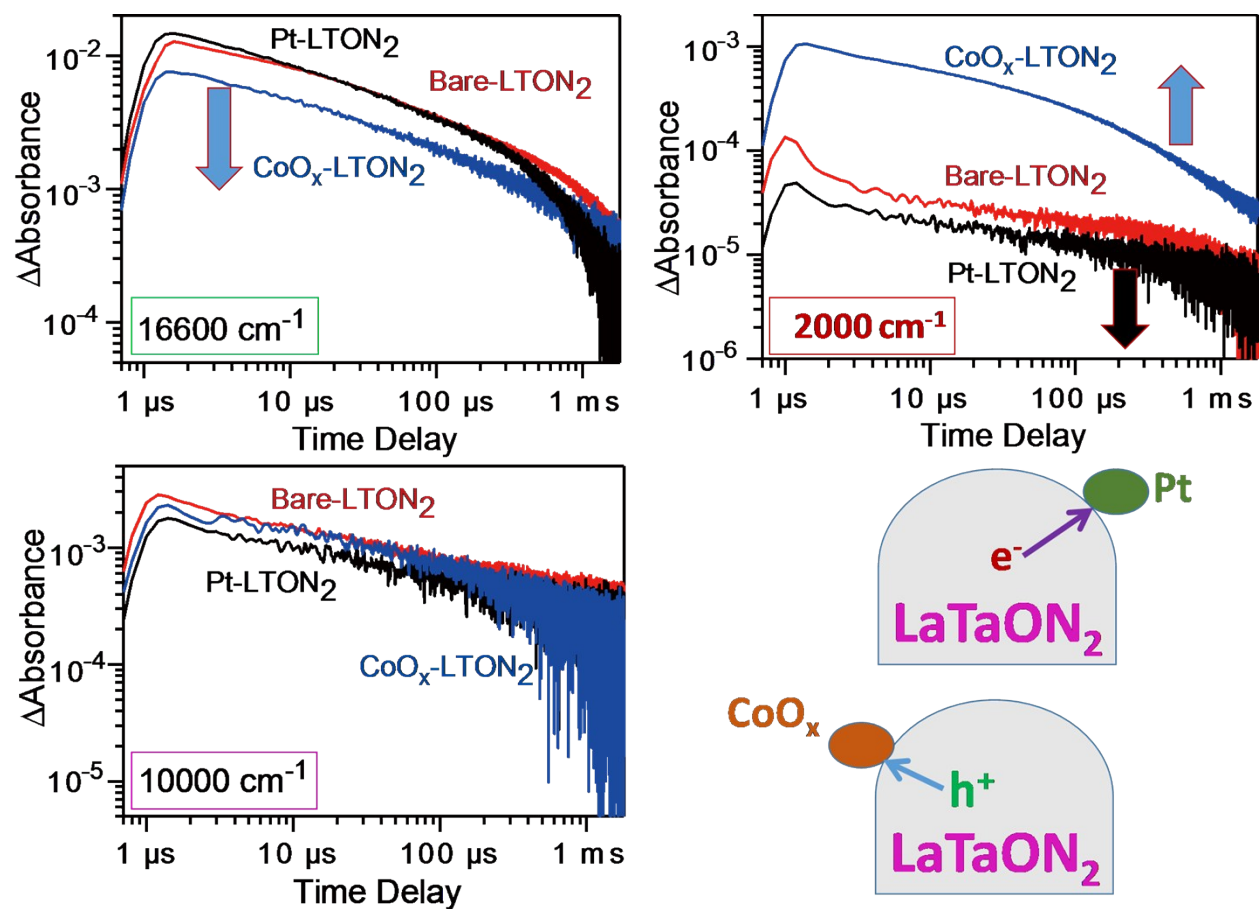


Figure S3. Decay kinetics of e^- and h^+ of bare, CoO_x-, and Pt-loaded LaTaON₂.