This journal is © The Royal Society of Chemistry 2017

Supplemental information:

Fig.S1 Brief synthetic route diagram of Co_3O_4/CuO heterojunction

Fig.S2 Typical cross-section view SEM images of (a) 1D Co_3O_4 NWs and (b) Co_3O_4/CuO heterojunction

Fig.S3 SEM image and corresponding elements distribution mappings of Co_3O_4/CuO/Ag heterojunction

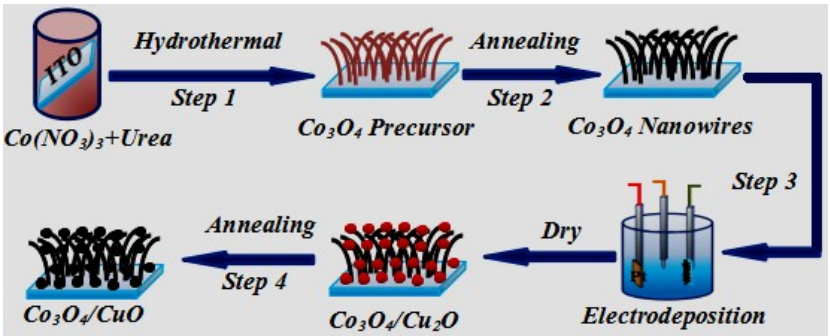

Fig.S1 Brief synthetic route diagram of Co_3O_4/CuO heterojunction



Fig.S2 Typical cross-section view SEM images of (a) 1D Co_3O_4 NWs and (b) Co_3O_4/CuO heterojunction

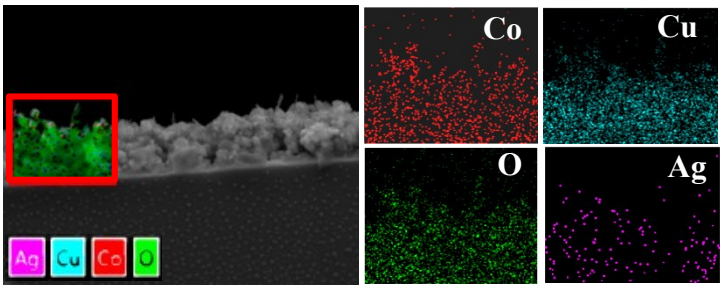

Fig.S3 SEM image and corresponding elements distribution mappings of Co_3O_4/CuO/Ag heterojunction