

Supporting Information for

Highly Efficient Conversion of Terpenoid Biomass to Jet-fuel Range Cycloalkanes in a Biphasic Tandem Catalytic Process

Xiaokun Yang^a, Teng Li^c, Kan Tang^c, Xinpei Zhou^a, Mi Lu^c, Whalmany L Ounkham^b, Brian J. Frost^b, Stephen M. Spain^b, Hongfei Lin^{c,*}

^aDepartment of Chemical and Materials Engineering, ^bDepartment of Chemistry, University of Nevada, Reno, Nevada 89557, ^cVoiland School of Chemical Engineering and Bioengineering, Washington State University, Pullman, WA 99164, USA

*Hongfei.Lin@wsu.edu

Scheme S1. Photo of the product sample after the conversion of 1,8-cineole in the BiTCP. Reaction conditions: 0.16 g 1,8-cineole, 0.01 g Pd/AC catalyst, 0.5 M TFA in 25 mL DI H₂O, 5 mL cyclohexane, 120 °C, 1 MPa initial pressure of H₂, 1 h.

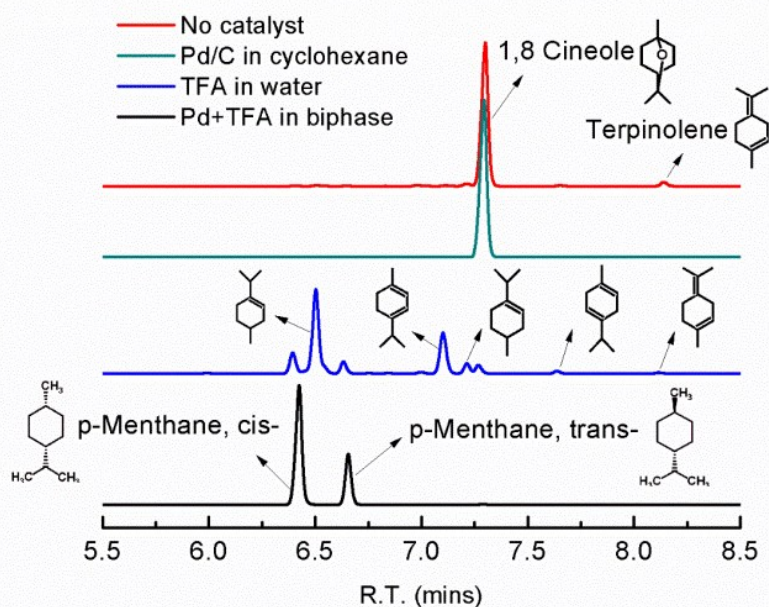



Figure S1. GC-MS spectra of the products after the conversion of 1,8-cineole in the single-phase catalytic process and the biTCP, respectively. Reaction conditions: 0.16 g 1,8-cineole, 0.01 g Pd/AC catalyst, 0.5 M TFA in 25 mL DI H₂O (if applicable), 5 mL cyclohexane (if applicable), 120 °C, 1 MPa initial pressure of H₂, 1 h.

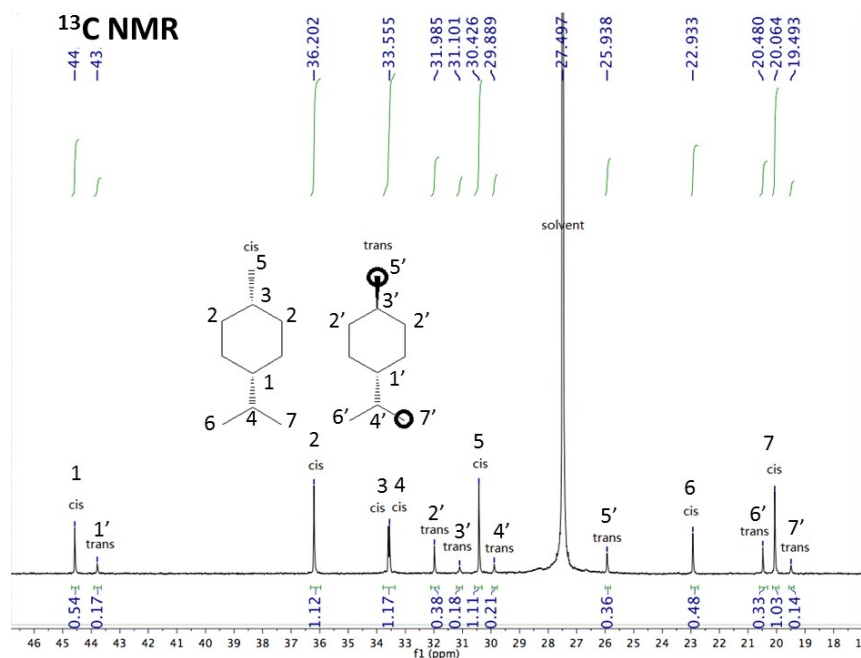


Figure S2. ¹³C NMR spectrum of the products after the conversion of 1,8-cineole. Reaction conditions: 0.8 g 1,8-cineole, 0.05 g Pd/AC catalyst, 1 M TFA in 25 mL DI H₂O, 5 mL cyclohexane, 150 °C, 4 MPa initial pressure of H₂, 1 h.

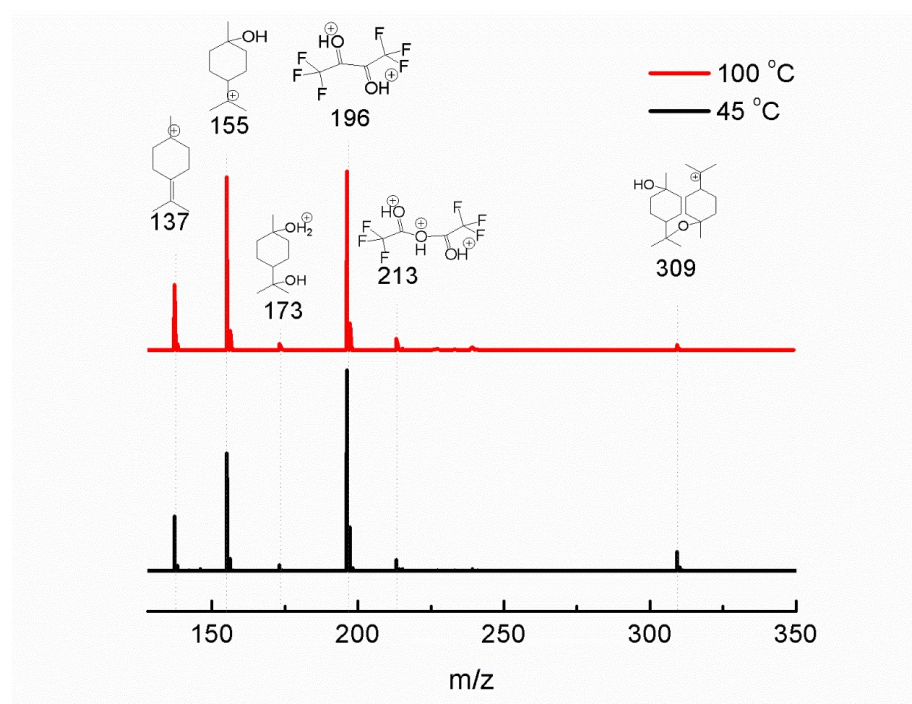


Figure S3. TOF/MS spectra of the products and intermediates observed for the biTCP under low reaction temperatures (100 °C and 45 °C respectively). Sample preparation: 0.16 g of 1,8-cineole was dissolved in biphasic solvents (25 mL DI H₂O and 5 mL cyclohexane) with 0.5 M TFA.

GC/MS

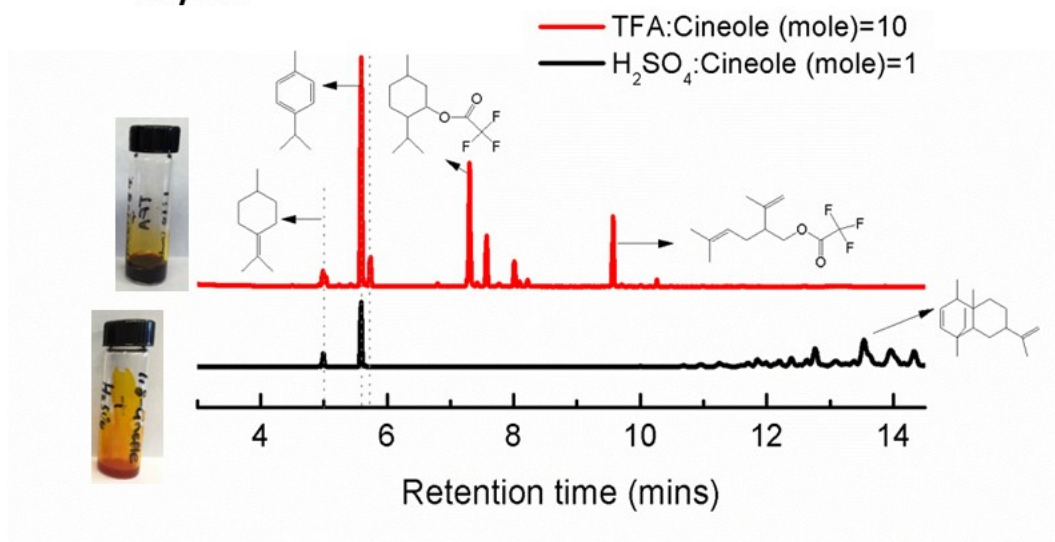


Figure S4. GC/MS spectra of the mixtures of an acid (TFA or H₂SO₄) with 1,8-cineole. The photos show the formation of the dark brown colored mixture of TFA with 1,8-cineole or the brown colored mixture of H₂SO₄ with 1,8-cineole at room temperature.