

Electronic Supplementary Information

Synthesis of Novel (Meth)Acrylamide-Based Glycomonomers via Green Routes and Their Polymerization in Aqueous Systems

Azis Adharis, Dennis Vesper, Nick Koning, and Katja Loos*

Macromolecular Chemistry and New Polymeric Materials, Zernike Institute for Advanced Materials, University of Groningen, Nijenborgh

4, 9747 AG Groningen, The Netherlands

E-mail: K.U.Loos@rug.nl

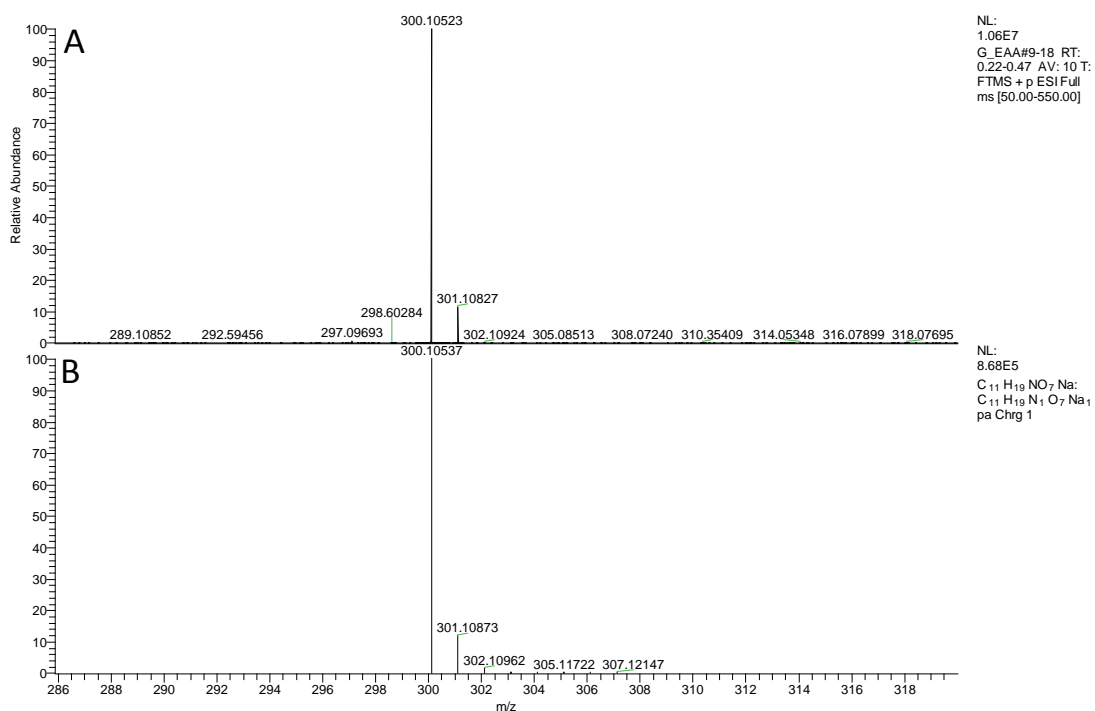


Figure S1 (A) Observed and (B) theoretical ESI-MS Spectra of N-(β-glycosyloxy)-ethyl acrylamide (Glc-β-EAam).

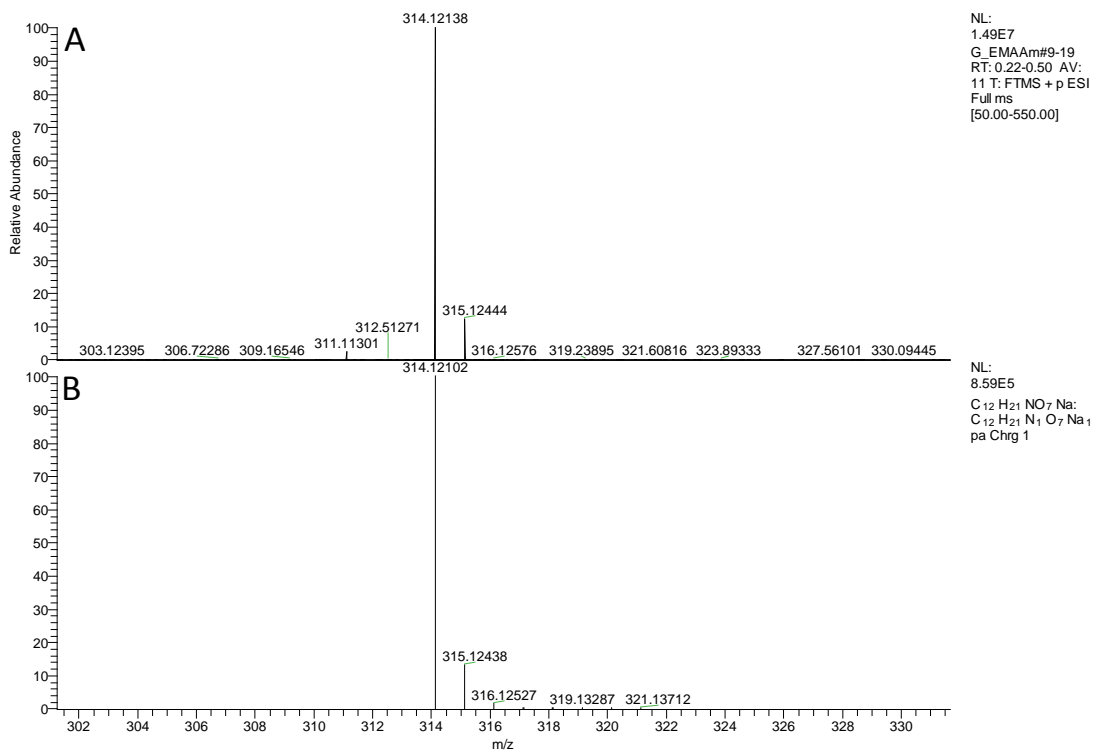


Figure S2 (A) Observed and (B) theoretical ESI-MS Spectra of N-(β -glycosyloxy)-ethyl methacrylamide (Glc- β -EMAAM).

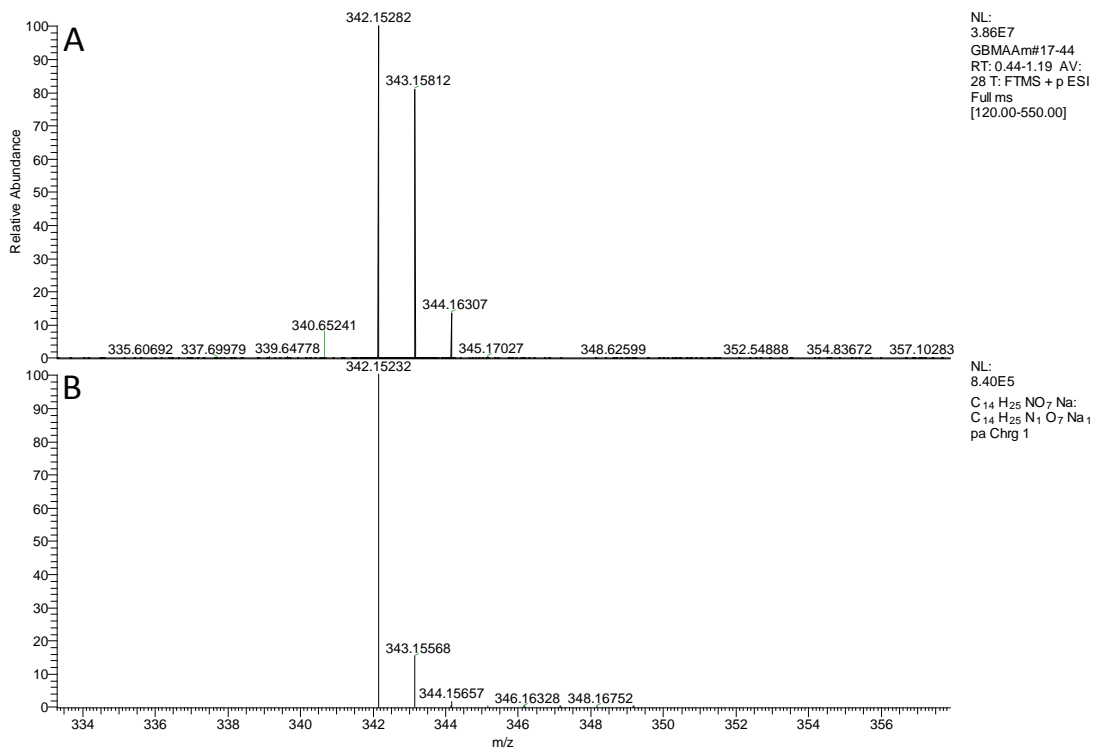


Figure S3 (A) Observed and (B) theoretical ESI-MS Spectra of N-(β -glycosyloxy)-butyl methacrylamide (Glc- β -BMAAM).

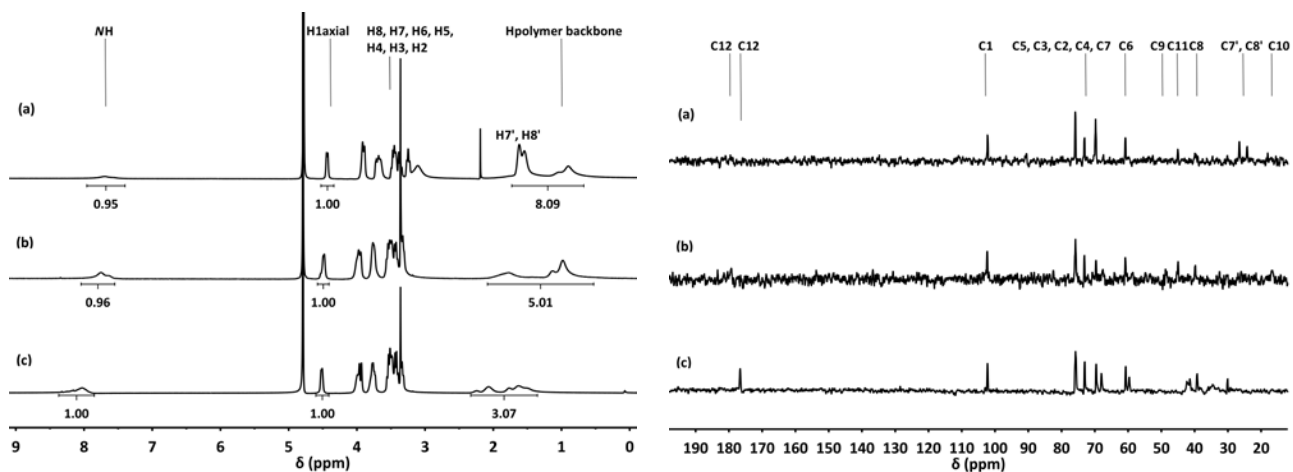


Figure S4 ^1H NMR and ^{13}C NMR spectra of (a) P(Glc- β -BMAAm), (b) P(Glc- β -EMAAm), and (c) P(Glc- β -EAAm) synthesized via aqueous free radical polymerization in D_2O .

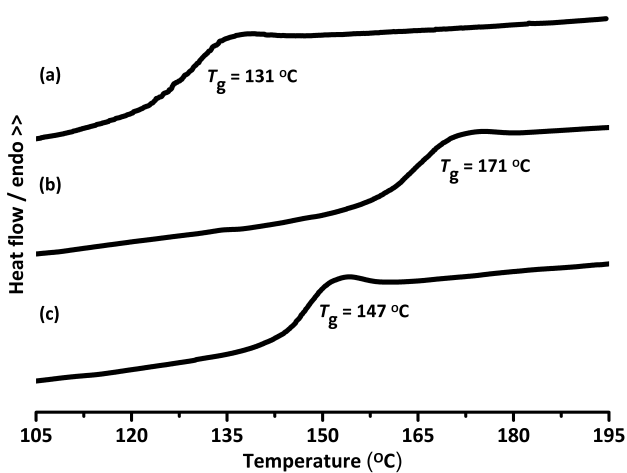


Figure S5 DSC thermograms of (a) P(Glc- β -BMAAm), (b) P(Glc- β -EMAAm), and (c) P(Glc- β -EAAm) prepared via aqueous free radical polymerization (2nd heating cycle).