

Supporting Information




Fig. S1. SEM images of g-C₃N₄ NPs (a) and Ag/g-C₃N₄/PANI (b).

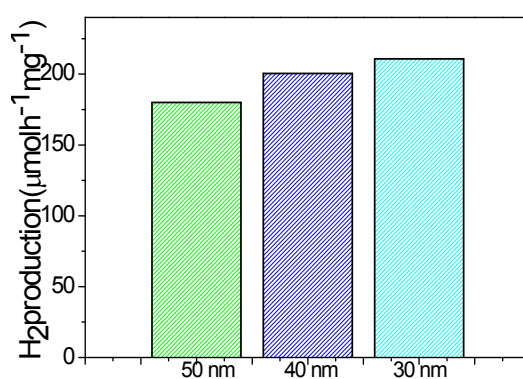


Fig. S2. Photocatalytic production of H₂ obtained from g-C₃N₄-Ag/PANI nanocomposites with different size g-C₃N₄ NPs.

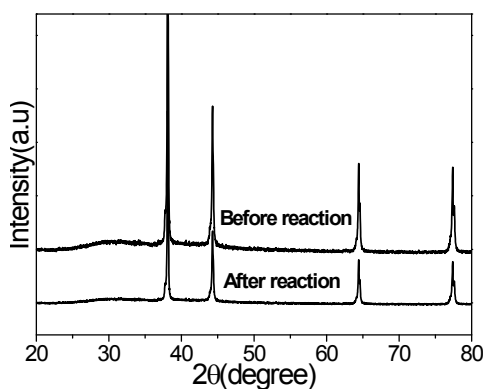


Fig. S3. XRD patterns of before and after catalytic reaction g-C₃N₄-Ag/PANI nanocomposites.