

Design of multifunctional phytate coated magnetic composites for combined therapy with antitumor drugs

Xuejie Guo^{a,b}, Rumin Li^{a,b,c,*}, Jingyuan Liu^{a,b}, Rongrong Chen^{b,c}, Hongsen Zhang^{a,b}, Qi Liu^{a,b,*}, Zhanshuang Li^{a,b} and Jun Wang^{a,c}

^aKey Laboratory of Superlight Material and Surface Technology, Ministry of Education, Harbin Engineering University, Harbin 150001, China.

^bCollege of Materials Science and Chemical Engineering, Harbin Engineering University, 150001, P. R. China.

^cInstitute of Advanced Marine Materials, Harbin Engineering University, 150001, P. R. China.

E-mail: lrn1888@hotmail.com; qiliu@hrbeu.edu.cn;

SUPPORTING INFORMATION

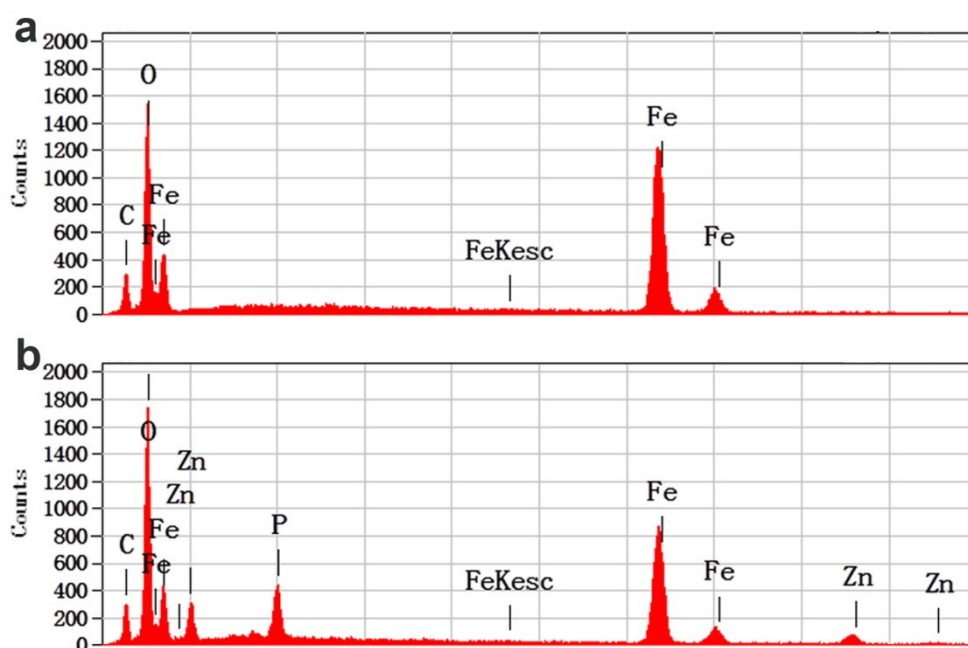


Figure S1. EDS spectra of naked Fe₃O₄-CMC(a) and Fe₃O₄-CMC@Zn-PA nanocarriers(b).

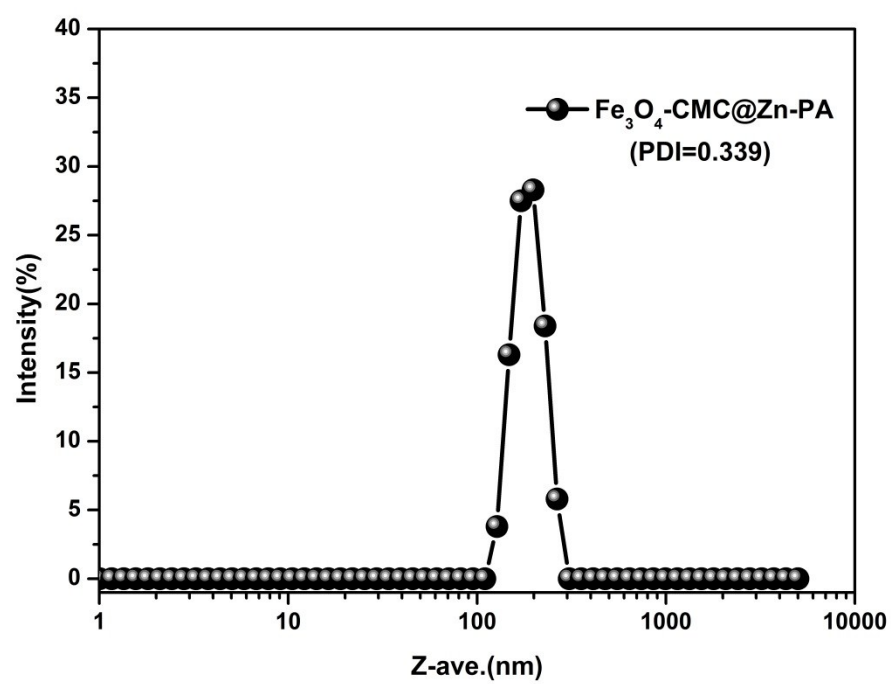


Figure S2. Particle size distribution of $\text{Fe}_3\text{O}_4\text{-CMC@Zn-PA}$ nanocarriers.

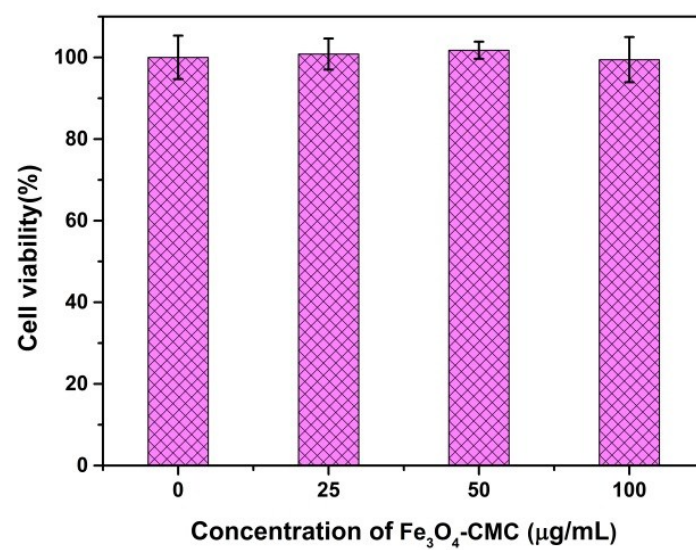


Figure S3 Cell viabilities of Fe₃O₄-CMC with the different concentrations to MG63 cells