

Supplementary Information

Microwave-assisted MgO NPs catalysed one-pot multicomponent synthesis of polysubstituted steroidal pyridines

Anam Ansari^a, Abad Ali^{a,b}, Mohd Asif^a, Shamsuzzaman^{a*}

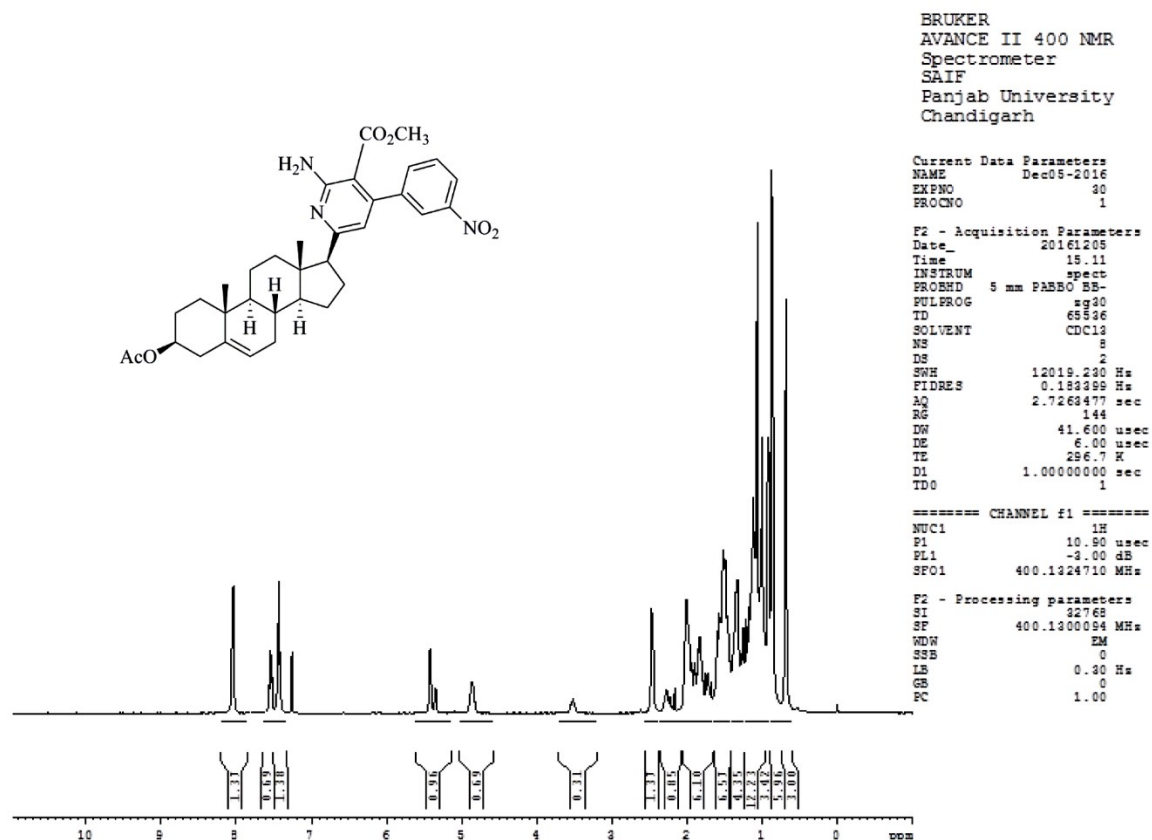
^aSteroid Research Laboratory, Department of Chemistry, Aligarh Muslim University, Aligarh 202 002, India

^bOrganometallic Synthesis and Catalysis Group, Chemical Engineering Division, CSIR-National Chemical Laboratory (CSIR-NCL), Dr. Homi Bhabha Road, Pune 411 008, Maharashtra, India

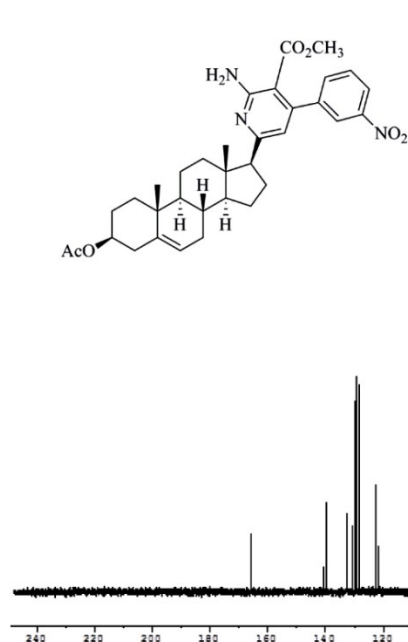
**Corresponding author, E-mail address: shamsuzzaman9@gmail.com; phone no +919411003465*

Figures of ¹HNMR and ¹³CNMR

¹HNMR of 13b



¹³CNMR of 13b



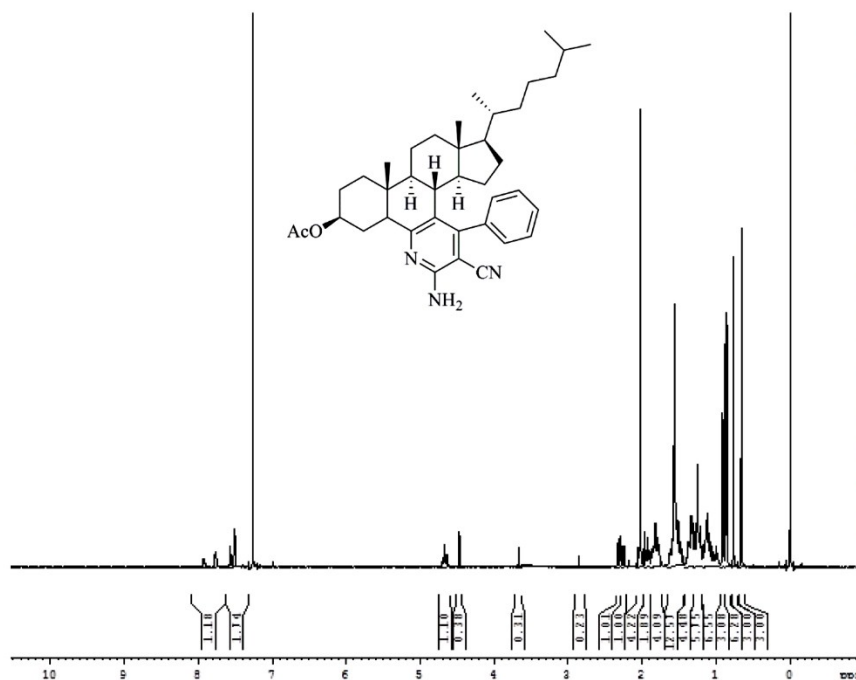
BRUKER
AVANCE II 400 NMR
Spectrometer
SAIF
Panjab University
Chandigarh

Current Data Parameters
NAME Jan14-2017
EXPNO 31
PROCNO 1
F2 - Acquisition Parameters
Date_ 20170115
Time 8.56
INSTRUM spect
PROBHD 5 mm PABBO BB-
PULPROG zgpg30
TD 65536
SOLVENT CDCl3
NS 1024
DS 4
SWH 29761.904 Hz
FIDRES 0.464131 Hz
AQ 1.1010548 sec
RG 812
DW 16.800 usec
DE 6.00 usec
TE 292.8 K
D1 2.00000000 sec
d11 0.03000000 sec
DELTA 1.89999998 sec
TD0 1

===== CHANNEL f1 =====
NUC1 13C
P1 9.60 usec
PL1 -2.00 dB
SFO1 100.6228298 MHz
===== CHANNEL f2 =====
CPDPRG2 waltz16
NUC2 1H
PCPD2 80.00 usec
PL2 -3.00 dB
PL12 14.31 dB
PL13 18.00 dB
SFO2 400.1316005 MHz

F2 - Processing parameters
SI 32768
SF 100.6127718 MHz
WDW EM
SSB 0
LB 1.00 Hz
GB 0
PC 1.40

¹HNMR of 4



BRUKER
AVANCE II 400 NMR
Spectrometer
SAIF
Panjab University
Chandigarh

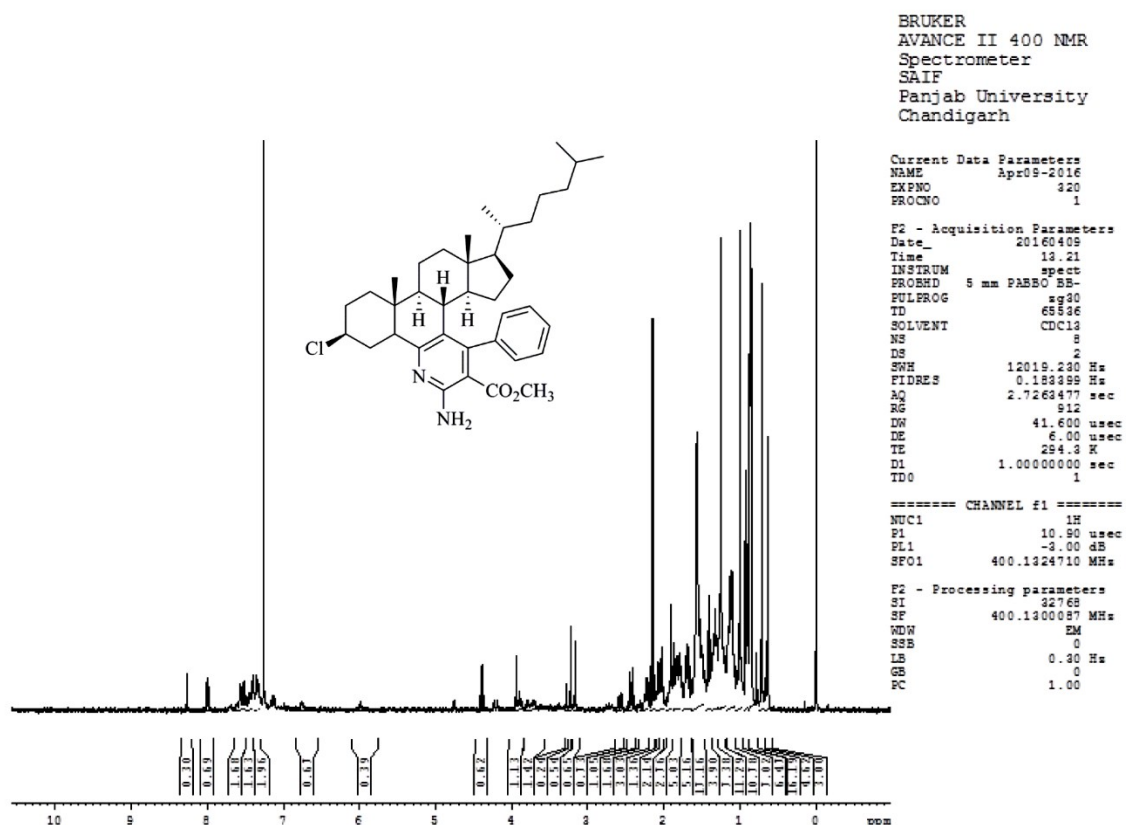
Current Data Parameters
NAME Apr09-2016
EXPNO 300
PROCNO 1

F2 - Acquisition Parameters
Date_ 20160409
Time 13.27
INSTRUM spect
PROBHD 5 mm PABBO BB-
PULPROG zg30
TD 65536
SOLVENT CDCl3
NS 2
DS 2
SWH 12019.200 Hz
FIDRES 0.183395 Hz
AQ 2.7263477 sec
RG 512
DW 41.600 usec
DE 6.00 usec
TE 294.3 K
D1 1.00000000 sec
TD0 1

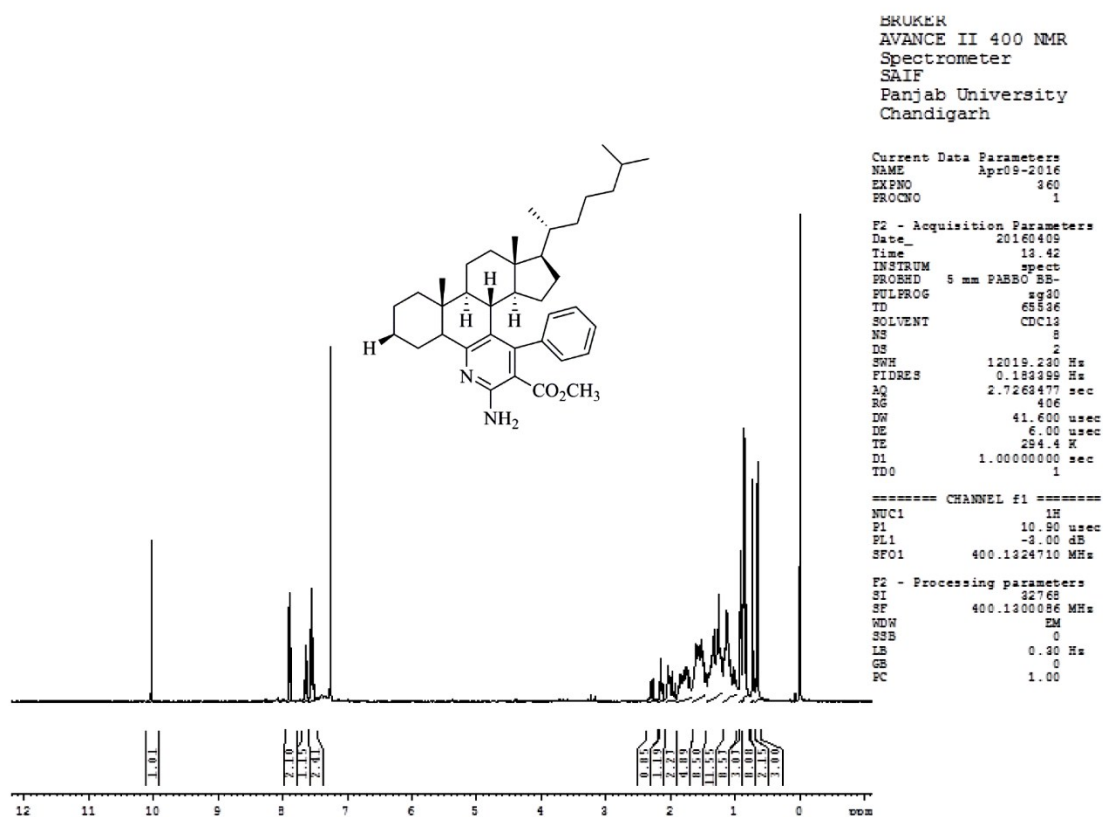
===== CHANNEL f1 =====
NUC1 1H
P1 10.90 usec
PL1 -3.00 dB
SFO1 400.1324710 MHz

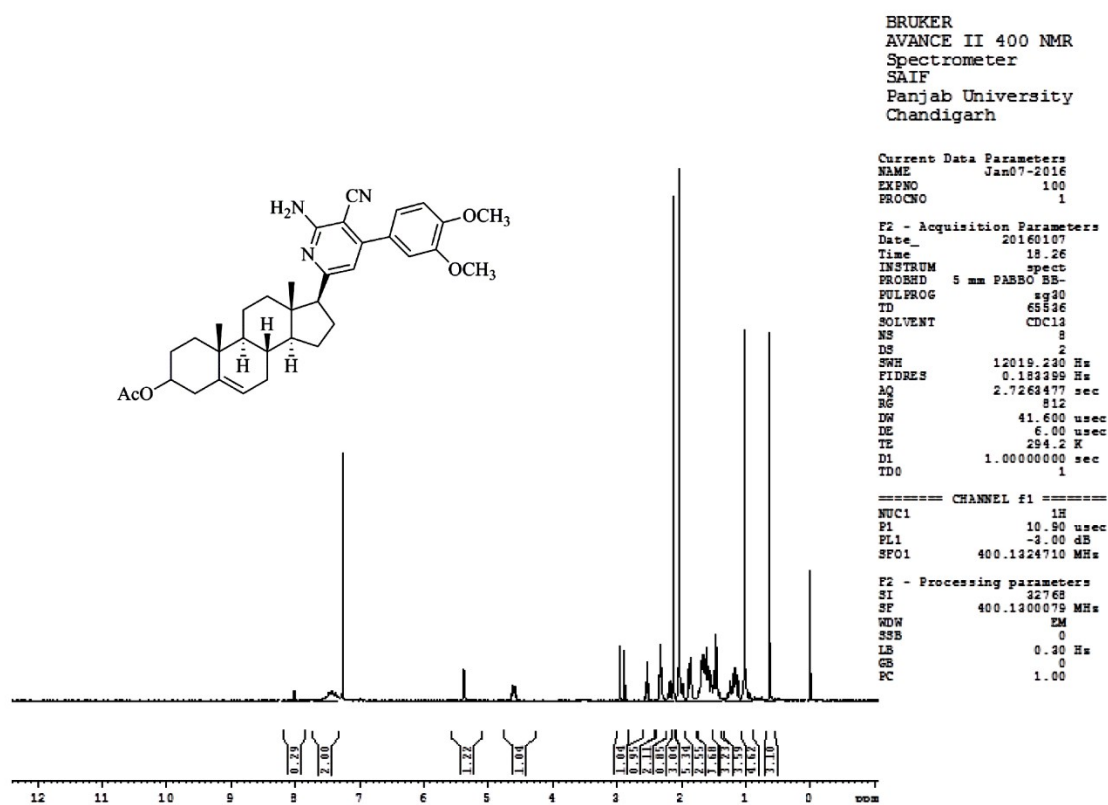
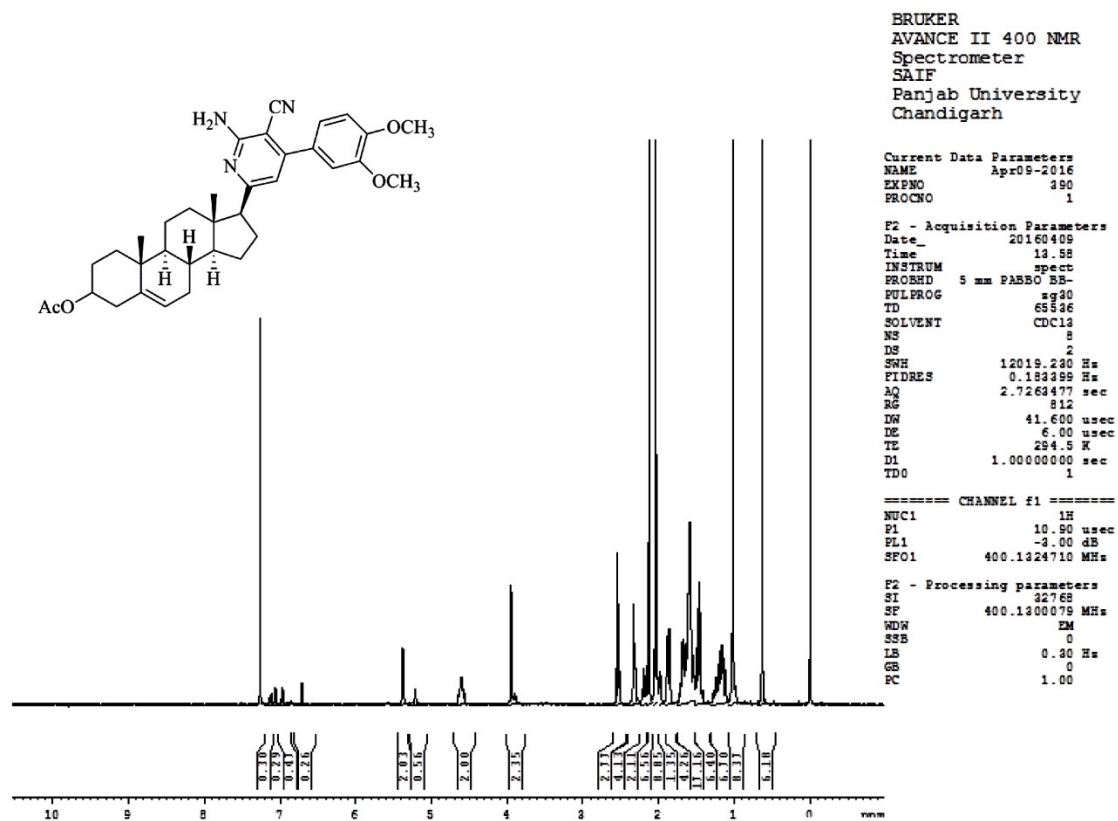
F2 - Processing parameters
SI 32768
SF 400.1300037 MHz
WDW EM
SSB 0
LB 0.30 Hz
GB 0
PC 1.00

¹HNMR of 8

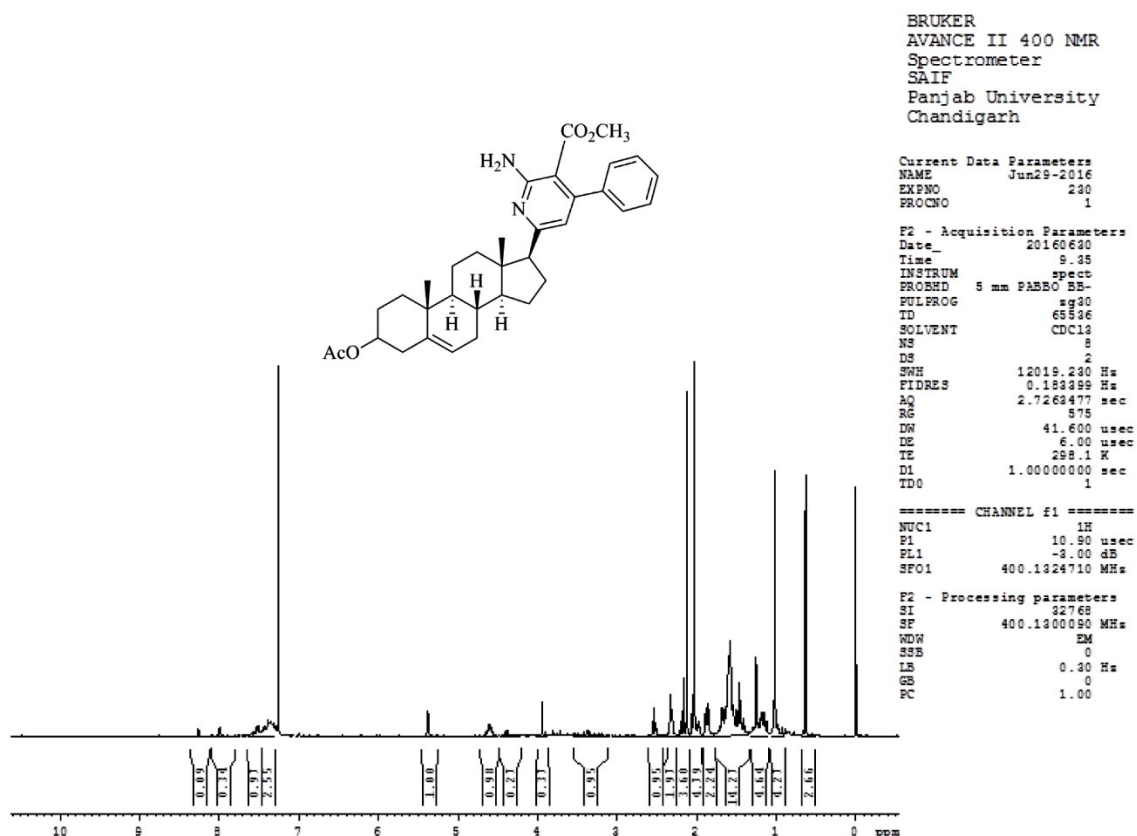


¹HNMR of 9



¹H NMR of 12a¹H NMR of 12d

¹HNMR of 13a



¹HNMR of 13c

