

All-Inorganic CsPbBr₃ Perovskite Quantum Dots Embedded in Dual-Mesoporous Silica with Moisture Resistance for Two-Photon-Pumped Plasmonic NanoLasers

Yu Chen^a, Minghuai Yu^{&a}, Shuai Ye^a, Jun Song^{*a}, Junle Qu^{*a}

*Corresponding authors

a. Institute of Optoelectronics, Key Lab of Optoelectronics Devices and systems of Ministry of Education/Guangdong Province, Shenzhen University, Shenzhen, China

&Yu Chen and Minghuai Yu contributed equally.

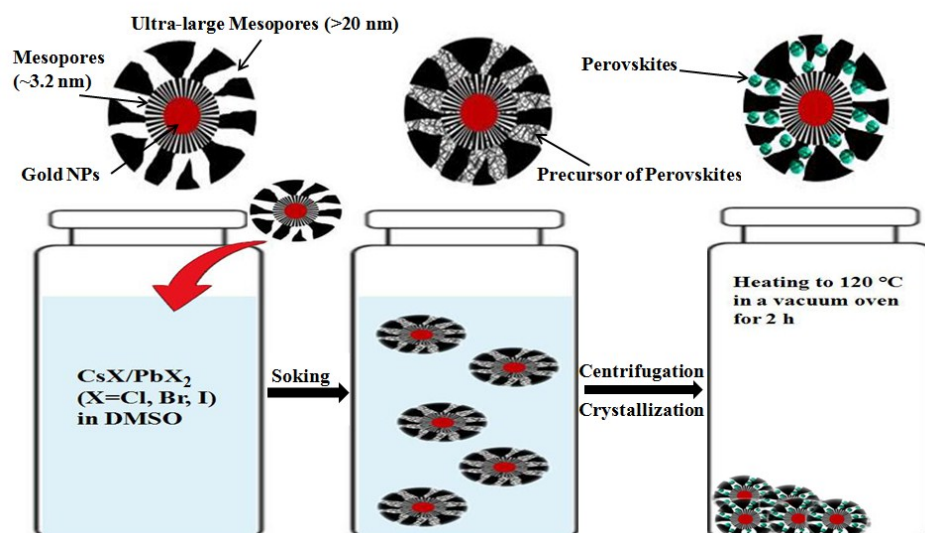


Figure S1. Schematic illustration of the preparation process of perovskite QDs embedded in DMS.

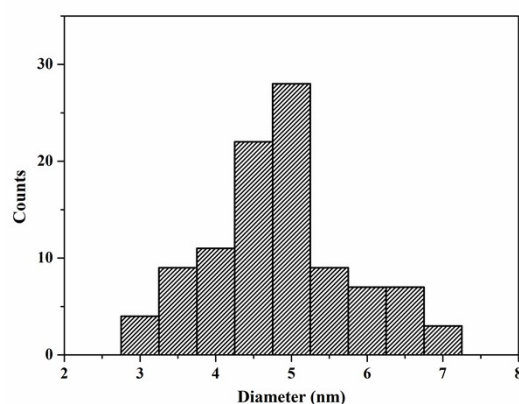


Figure S2. The size distribution of the perovskite QDs embedded in DMS.

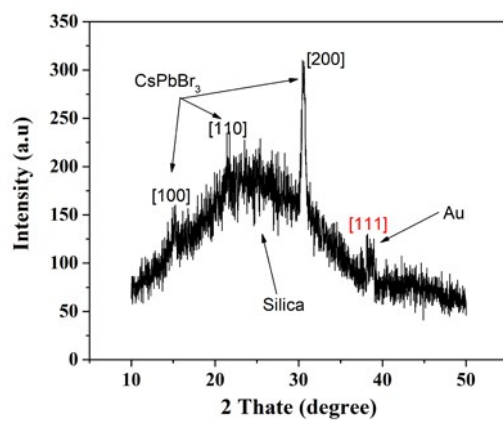


Figure S3. XRD spectrum of DMSP.

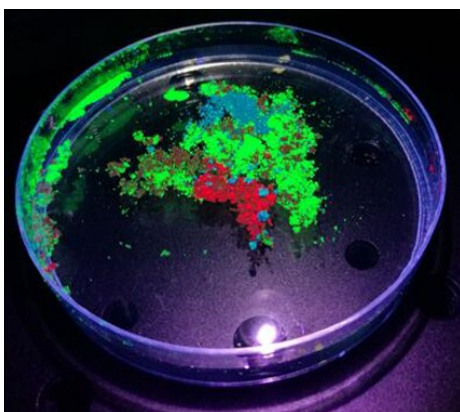


Figure S4. The photographs of Red/Green/Blue DMSP floating on the water.

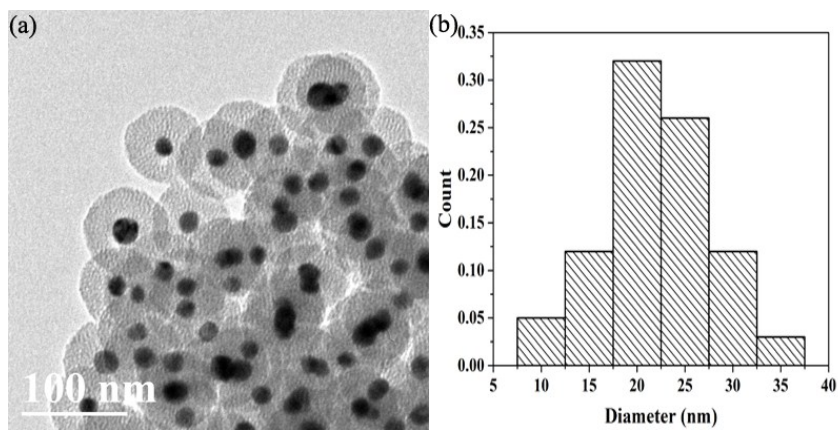


Figure S5. (a)TEM image of Au@CTAB/mSiO₂. (b) The size distribution of Au nanocore.

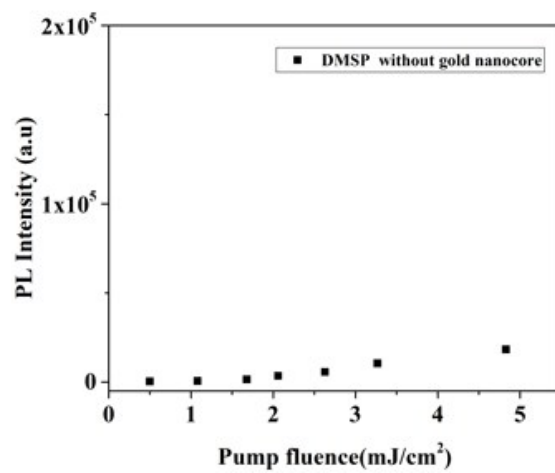


Figure S6. The plot of the integrated lasing intensity as a function of pump intensity.