

Supporting Information

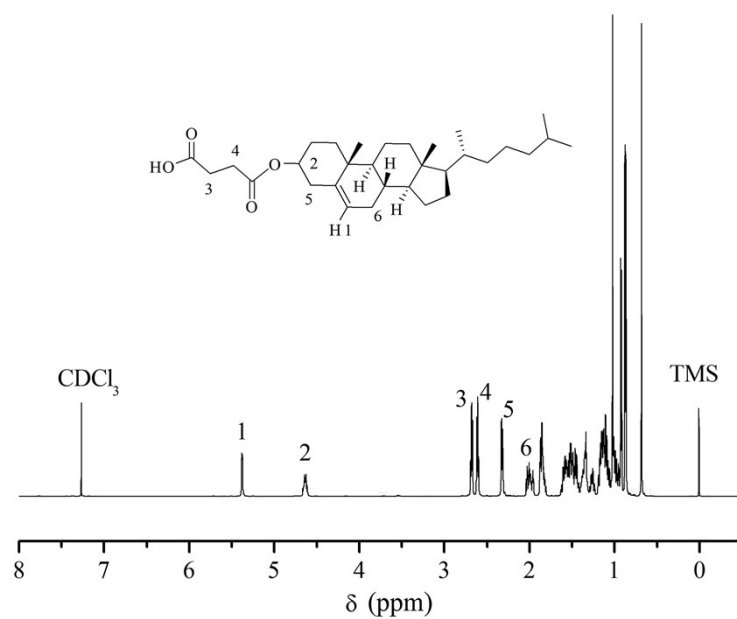


Figure S1 ¹H NMR spectra of **M₁**

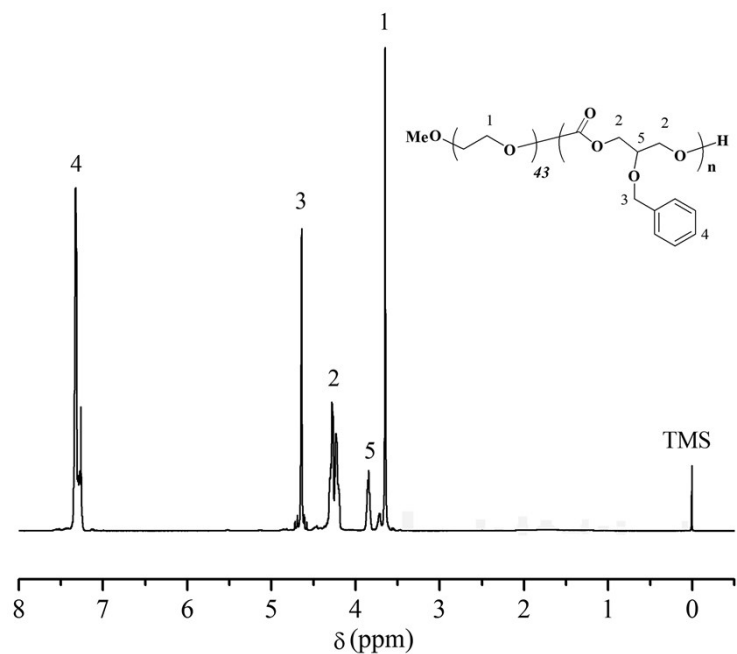


Figure S2 ¹H NMR spectra of **mPEG₄₃-b-PBTMC₅₀**

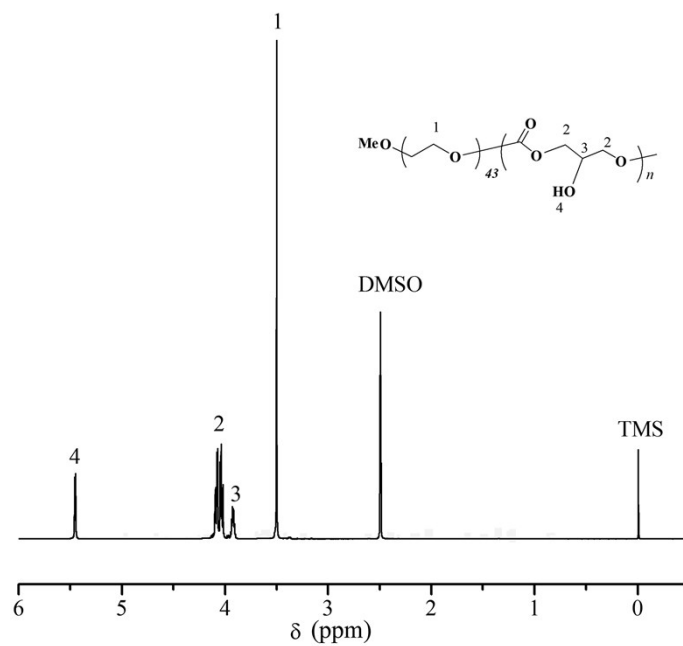


Figure S3 ^1H NMR spectra of $m\text{PEG}_{43}\text{-}b\text{-PHTMC}_{50}$

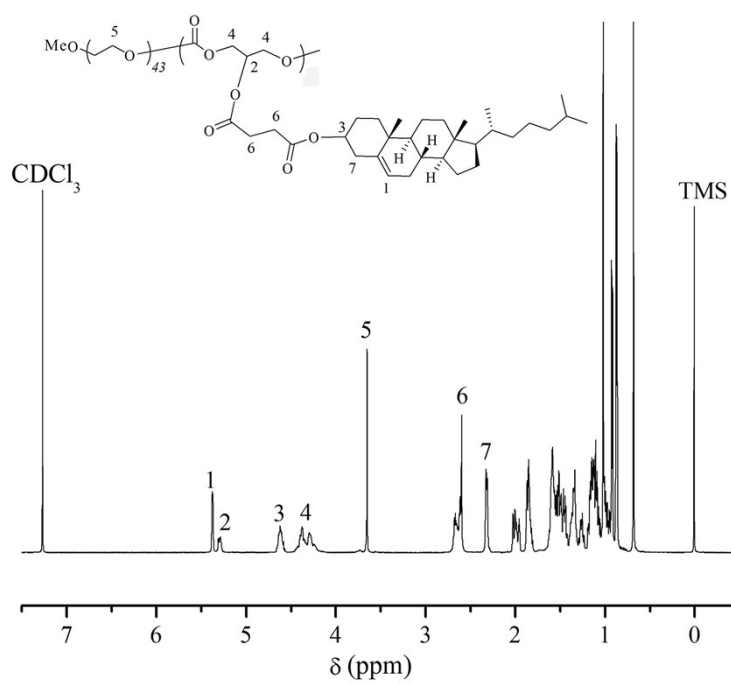


Figure S4 ^1H NMR spectra of $m\text{PEG}_{43}\text{-}b\text{-P(TMC-M}_1\text{)}_{50}$




Figure S5 Optical textures of mPEG₄₃-*b*-P(TMC-M₁)₅₀




Figure S6 Optical textures of mPEG₄₃-*b*-P(TMC-M₃)₅₀




Figure S7 Optical textures of mPEG₄₃-*b*-P(TMC-M₄)₅₀