

## Supporting information

### N-doped Hierarchical Porous Carbon from Waste Boat-fruited Sterculia Seed for High Performance Supercapacitors

Wenxiu Wang<sup>a, b</sup>, Hongying Quan<sup>a\*</sup>, Weimin Gao<sup>a</sup>, Ren Zou<sup>a</sup>, Dezhi Chen<sup>b\*</sup>, Yinghu Dong<sup>a</sup>, Lin Guo<sup>b, c\*</sup>

<sup>a</sup> School of Materials Science and Engineering, Nanchang Hangkong University, Nanchang 330063, China.

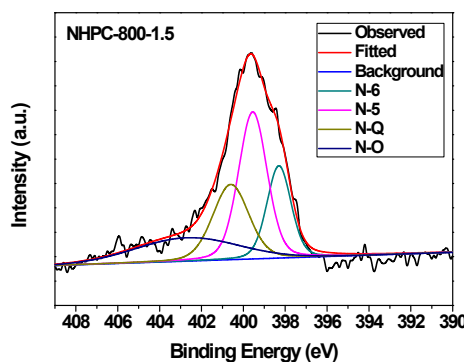
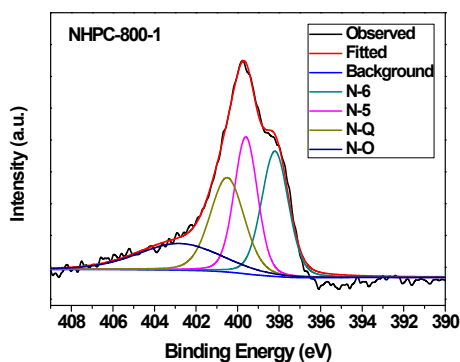
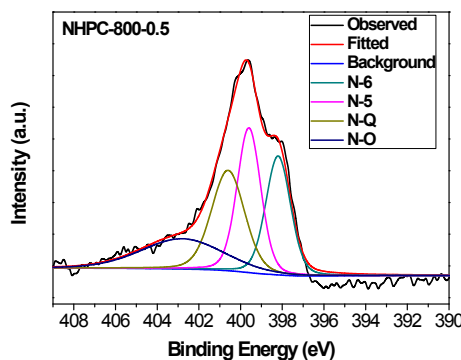
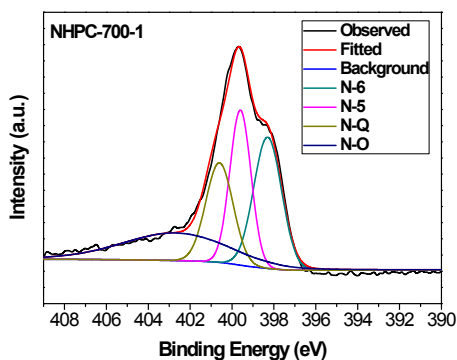
\*Email: quanhongying@nchu.edu.cn (Dr. H. Quan)

<sup>b</sup> Key Laboratory of Jiangxi Province for Persistent Pollutants Control and Resources Recycle, School of Environmental and Chemical Engineering, Nanchang Hangkong University, Nanchang 330063, China.

\*Email: chendz@nchu.edu.cn (Dr. D. Chen)

<sup>c</sup> Key Laboratory of Bio-Inspired Smart Interfacial Science and Technology of Ministry of Education, School of Chemistry and Environment, Beihang University, Beijing 100191, China.

\*Email: guolin@buaa.edu.cn (Prof. L. Guo)



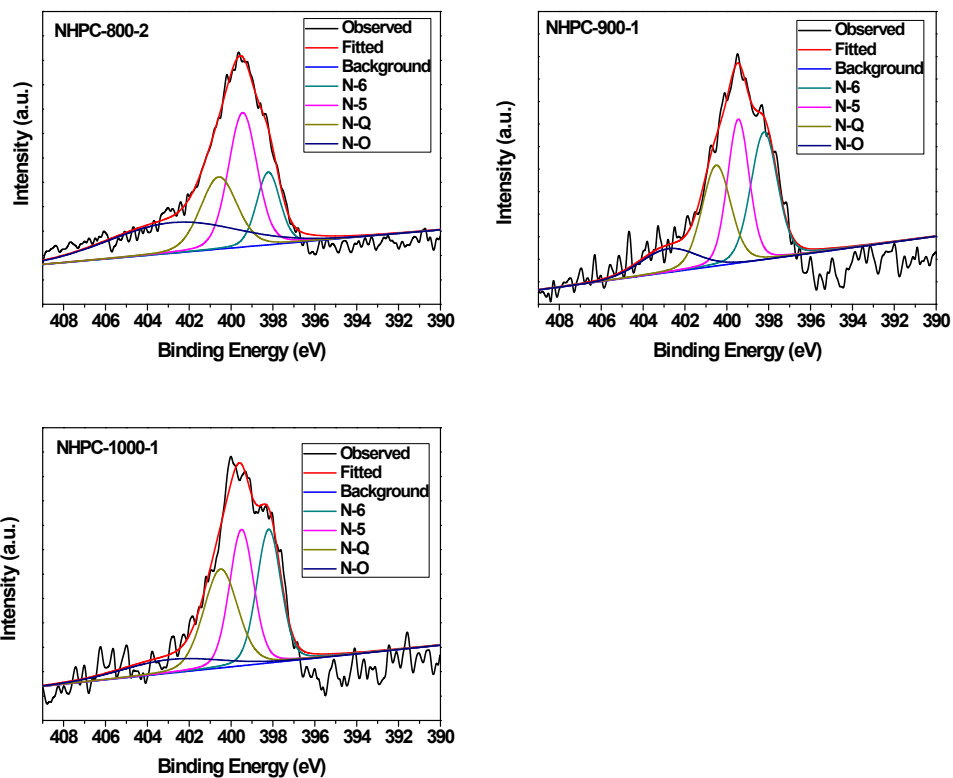


Figure S1. High-resolution XPS N1s of all NHPC samples.

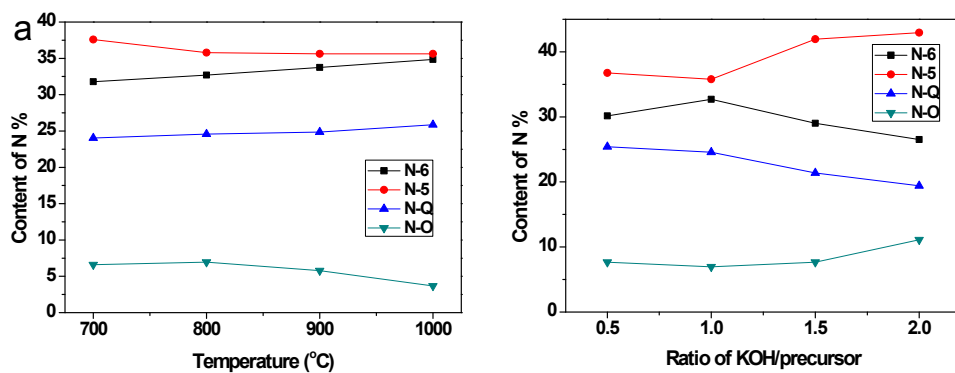


Figure S2. The content of N species in NHPC samples (a) with temperature, (b) with KOH/precursor.

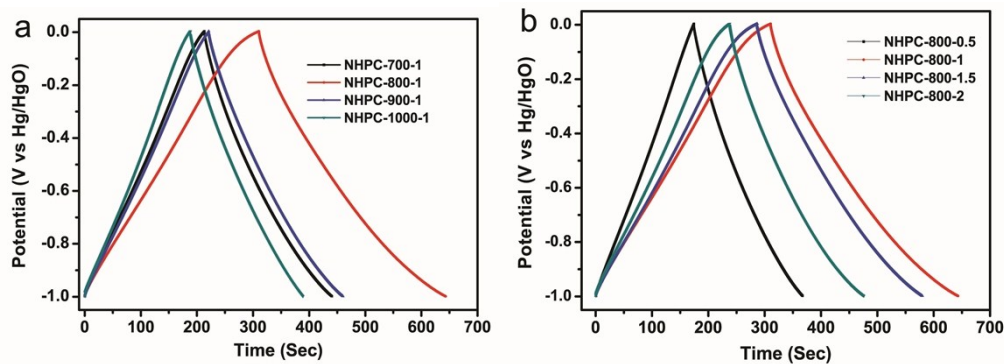


Figure S3. GCD curves of all NHPC samples under the current density of  $1 \text{ A g}^{-1}$ .

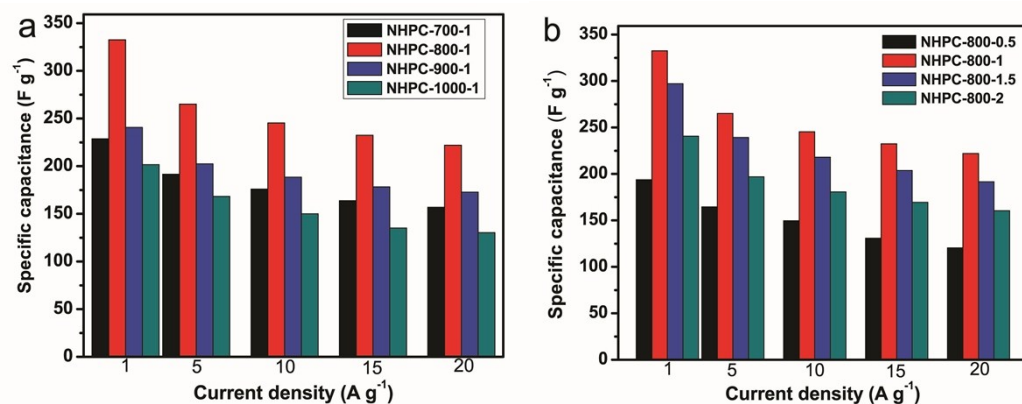


Figure S4. Specific capacitance of NHPC samples at 1, 5, 10, 15 and  $20 \text{ A g}^{-1}$  calculated from the correspondingly discharge curves.

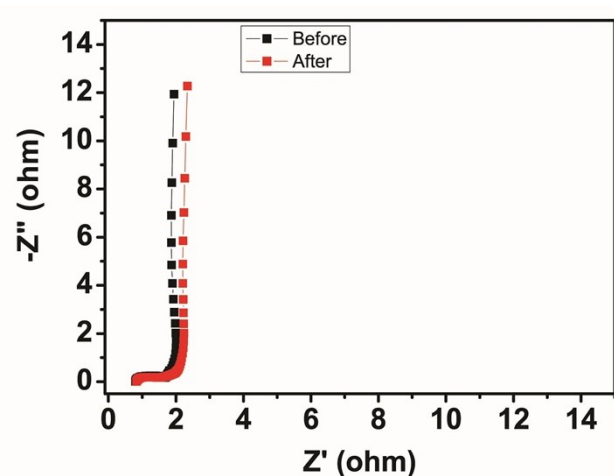


Figure S5. Nyquist plots of NHPC-800-1 electrode before and after 10 000 GCD cycles under  $20 \text{ A g}^{-1}$ .