

**Magneto-Chemotherapy for cervical cancer treatment with Camptothecin loaded Fe<sub>3</sub>O<sub>4</sub>  
functionalized β-Cyclodextrin nanovehicle**

Mariappan Rajan<sup>1\*</sup>, Poorani Krishnan<sup>2</sup>, Periyakaruppan Pradeepkumar<sup>1</sup>, Mayandi Jeyanthinath<sup>3</sup>,  
Murugaraj Jeyaraj<sup>4</sup>, Mok Poi Ling<sup>5,6</sup>, Arulsevan Palanisamy<sup>7</sup>, Akon Higuchi<sup>8,9,10</sup>, Murugan A.  
Munusamy<sup>10</sup>, Ramitha Arumugam<sup>11</sup>, Giovanni Benelli<sup>12</sup>, Kadarkarai Murugan<sup>13</sup>, S. Suresh  
Kumar<sup>2,5\*</sup>

<sup>1</sup>Biomaterials in Medicinal Chemistry Laboratory, Department of Natural Products Chemistry,  
School of Chemistry, Madurai Kamaraj University, Madurai, Tamil Nadu, India- 625 021

<sup>2</sup>Department of Medical Microbiology and Parasitology, Universiti Putra Malaysia, 43400 UPM  
Serdang Selangor, Malaysia

<sup>3</sup>Department of Materials Science, School of Chemistry, Madurai Kamaraj University, Tamil  
Nadu, India - 625 021

<sup>4</sup>National Centre for Nanoscience and Nanotechnology, University of Madras, Guindy campus,  
Chennai-25, India.

<sup>5</sup>Genetics and Regenerative Medicine Research Centre, Universiti Putra Malaysia, 43400 UPM  
Serdang, Selangor, Malaysia

<sup>6</sup>Department of Biomedical Science, Universiti Putra Malaysia, 43400 UPM Serdang Selangor,  
Malaysia.

<sup>7</sup>Laboratory of Vaccines and Immunotherapeutic, Institute of Bioscience, Universiti Putra  
Malaysia

<sup>8</sup>Department of Chemical and Materials Engineering, National Central University, Jhong-li,  
Taoyuan, 32001 Taiwan

<sup>9</sup>Department of Reproduction, National Research Institute for Child Health and Development, Tokyo 157-8535, Japan

<sup>10</sup>Department of Botany and Microbiology, King Saud University, Riyadh, 11451, Saudi Arabia

<sup>11</sup>Department of Biology, Faculty of Science, Universiti Putra Malaysia, 43400 UPM Serdang Selangor, Malaysia.

<sup>12</sup>Department of Agriculture, Food and Environment, University of Pisa, via delBorghetto 80, 56124 Pisa, Italy.

<sup>13</sup>Division of Entomology, Department of Zoology, School of Life Sciences, Bharathiar University, Coimbatore, Tamil Nadu, India.

# Author to whom correspondence should be addressed:

Dr. RajanMariappan; E-mail: rajanm153@gmail.com; Tel: +91 9488014084

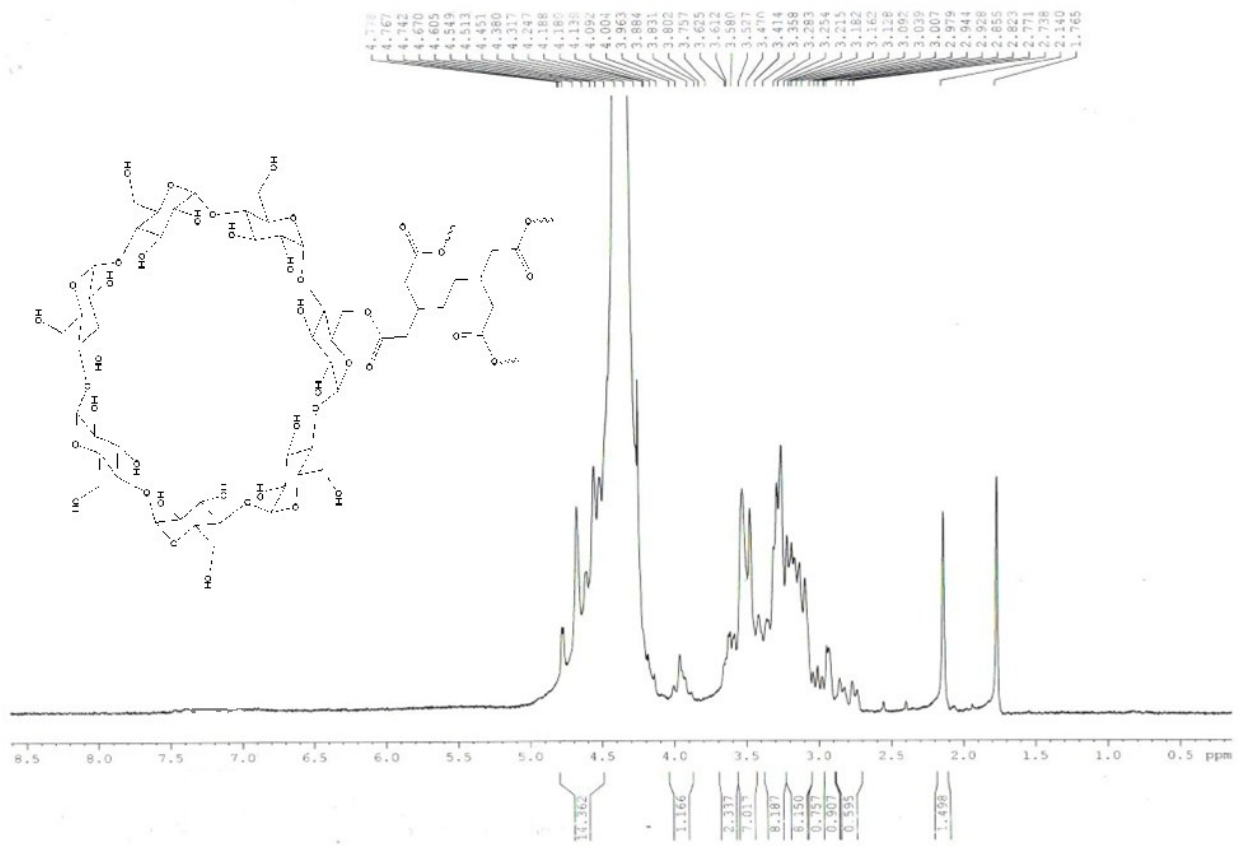


Fig. S1 <sup>1</sup>H NMR spectrum of β-CD-EDTA (β-Cyclodextrin-ethylene diamine tetraacetic acid)

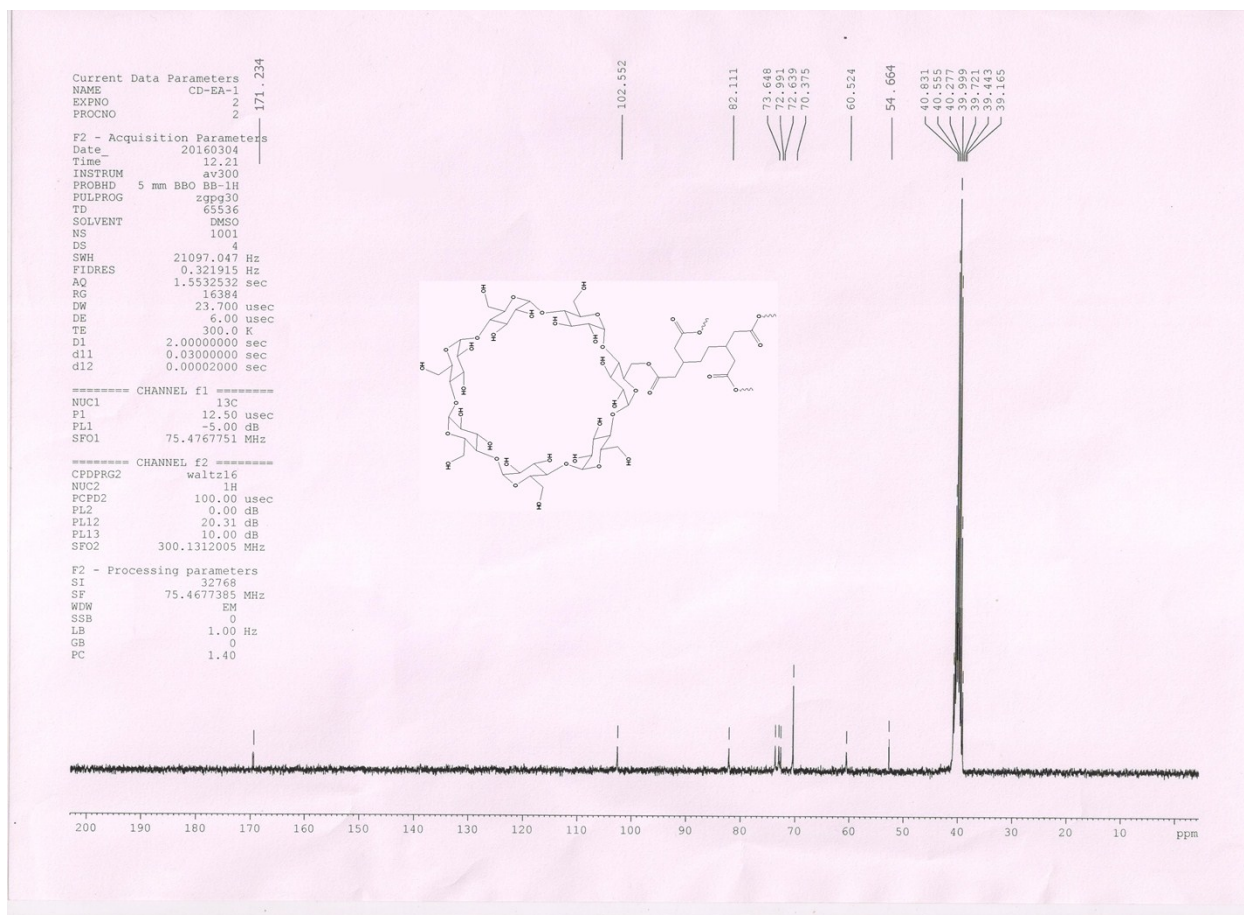


Fig. S2  $^{13}\text{C}$  NMR spectrum of  $\beta$ -CD-EDTA ( $\beta$ -Cyclodextrin-ethylene diamine tetracetic acid)

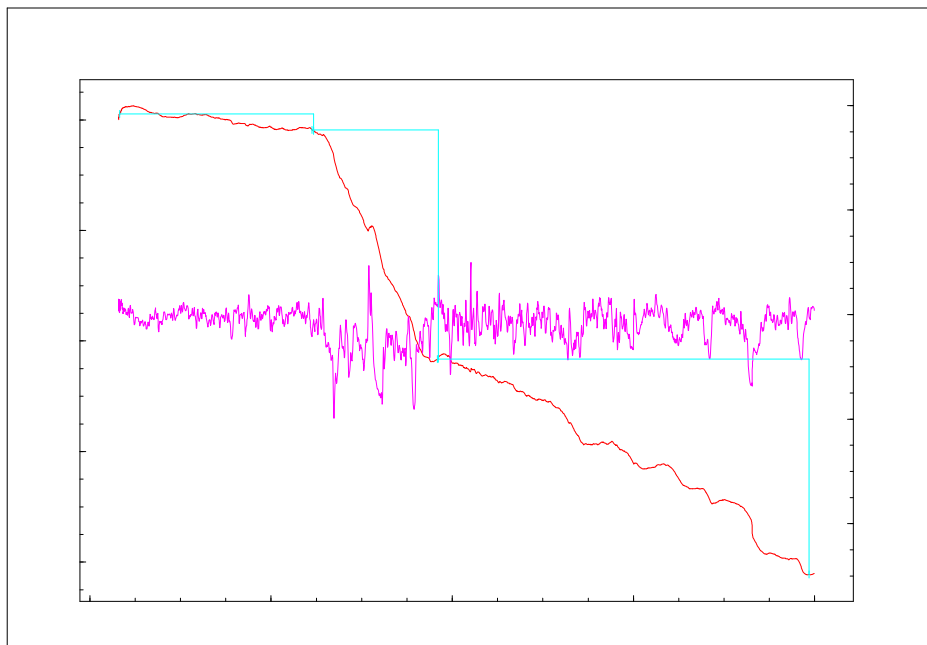


Fig. S3 Thermo-gravimetric analysis of  $\beta$ -CD-EDTA

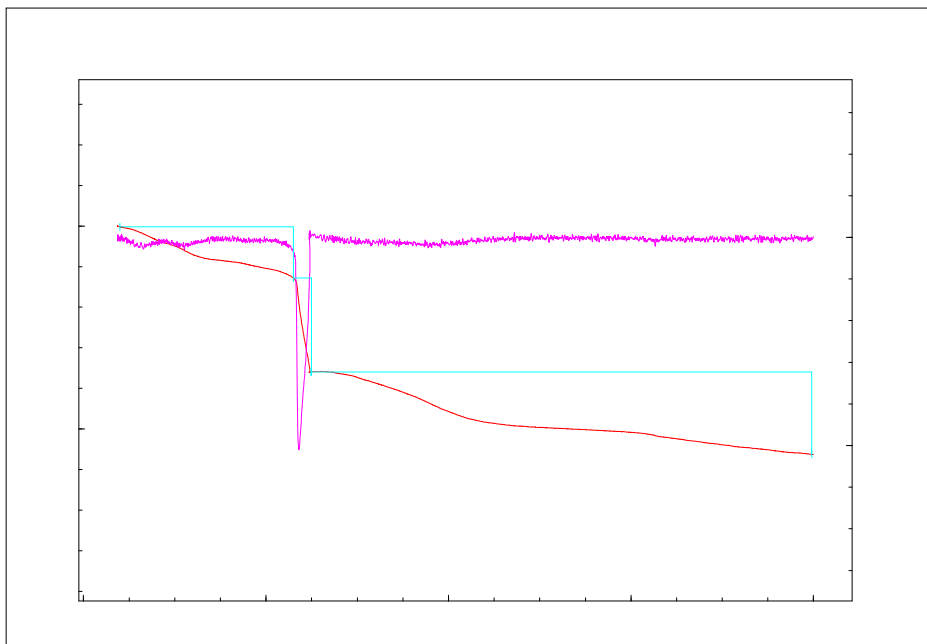


Fig. S4 Thermo-gravimetric analysis of  $\beta$ -CD-EDTA- $\text{Fe}_3\text{O}_4$

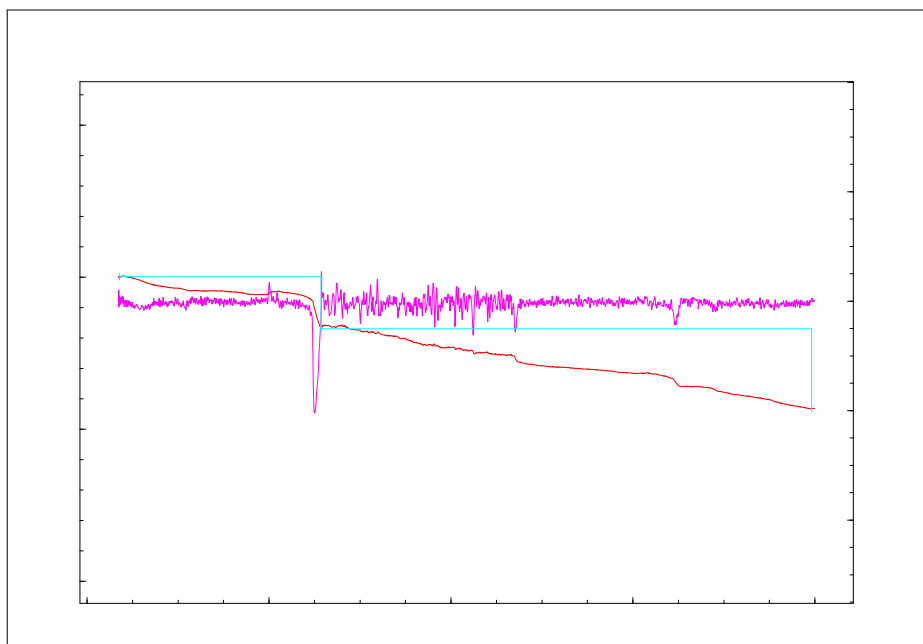


Fig. S5 Thermo-gravimetric analysis of  $\beta$ -CD-EDTA-  $\text{Fe}_3\text{O}_4$ -CPT

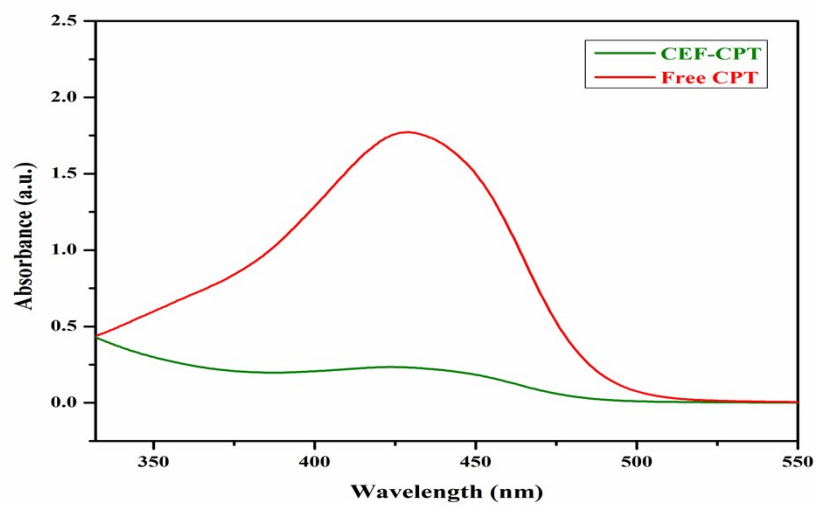


Fig. S6 Drug (CPT) loading efficiency of  $\beta$ -CD-EDTA- $\text{Fe}_3\text{O}_4$  nanocarrier

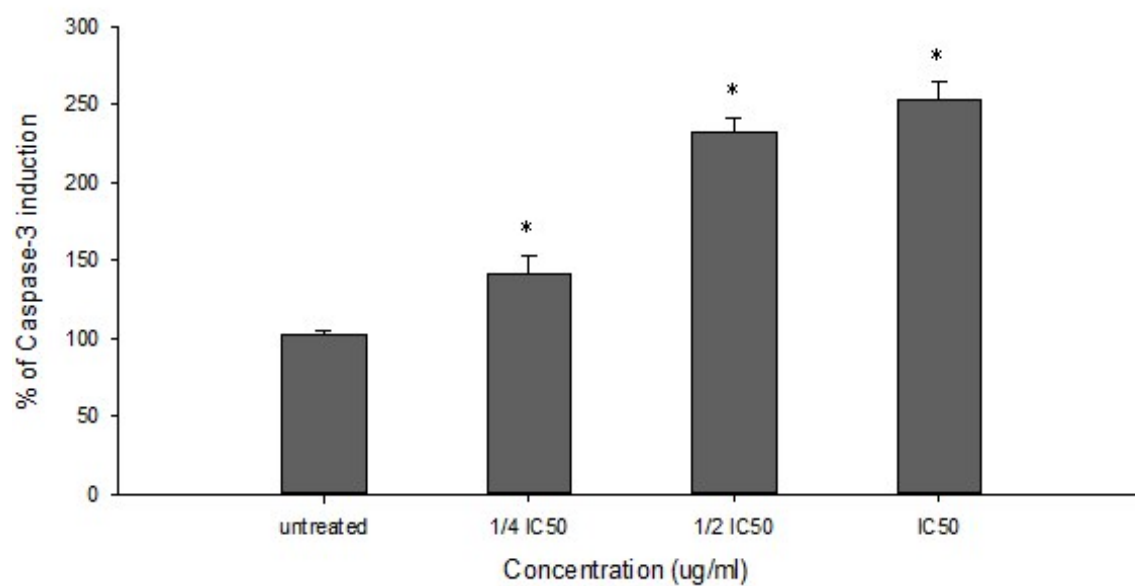


Fig. S7 Effect of  $\beta$ -CD-EDTA-Fe<sub>3</sub>O<sub>4</sub>-CPT on caspase-3 activities. \*p<0.05, p value compared with the control group (Untreated). Statistical analysis was performed by ANOVA