Electronic Supplementary Material (ESI) for RSC Advances.
This journal is © The Royal Society of Chemistry 2017

Electronic Supplementary Material (ESI) for RSC Advances.
This journal is ©The Royal Society of Chemistry 2016

Supporting Information

Synthesis of 3D Porous MoS_2/g-C_3N_4 Heterojunction as a High Efficiency Photocatalyst for Boosting H_2 Evolution Activity

Youzhi Cao,[a] Qin Gao,[c] Qiao Li,[a] Xinbo Jing,[a] Shufen Wang*[b] and Wei Wang*[a]

a. School of Chemistry and Chemical Engineering/Key Laboratory for Green Processing of Chemical Engineering of Xinjiang Bingtuan, Shihezi University, Shihezi 832003, China.

b. College of Sciences,Shihezi University, Shihezi 832003, China.

c. Key Laboratory of Synthetic and Natural Functional Molecule Chemistry of Ministry of Education, College of Chemistry and Material Science, Northwest University, Xi'an 710127,P.R.China.

*wangwei_group@sina.com

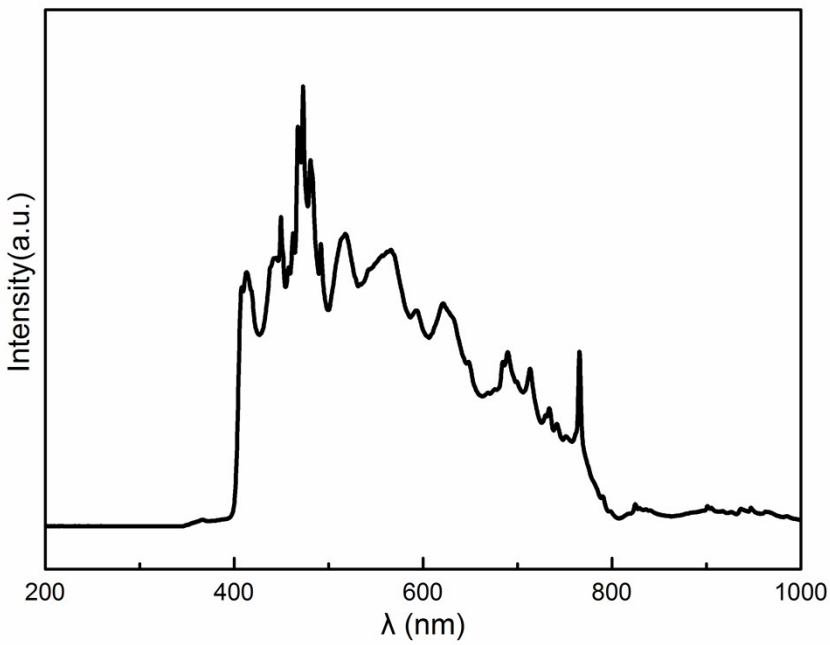

Fig. S1 the spectrum of CEL-HXF300+CUT400

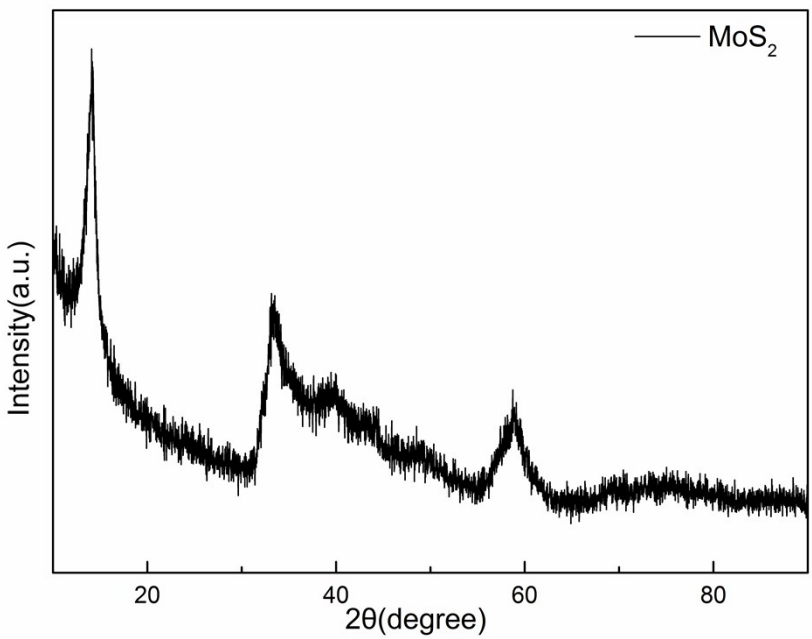

Fig. S2 XRD patterns of the MoS_2

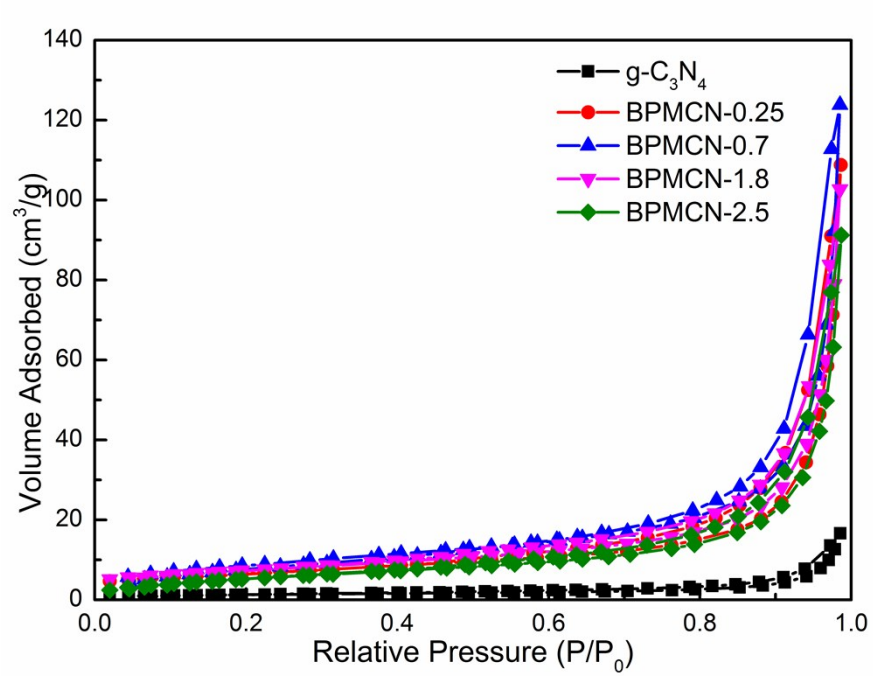

Fig. S3 N_2 adsorption/desorption isotherms of the g-C_3N_4 and BPMCN samples.

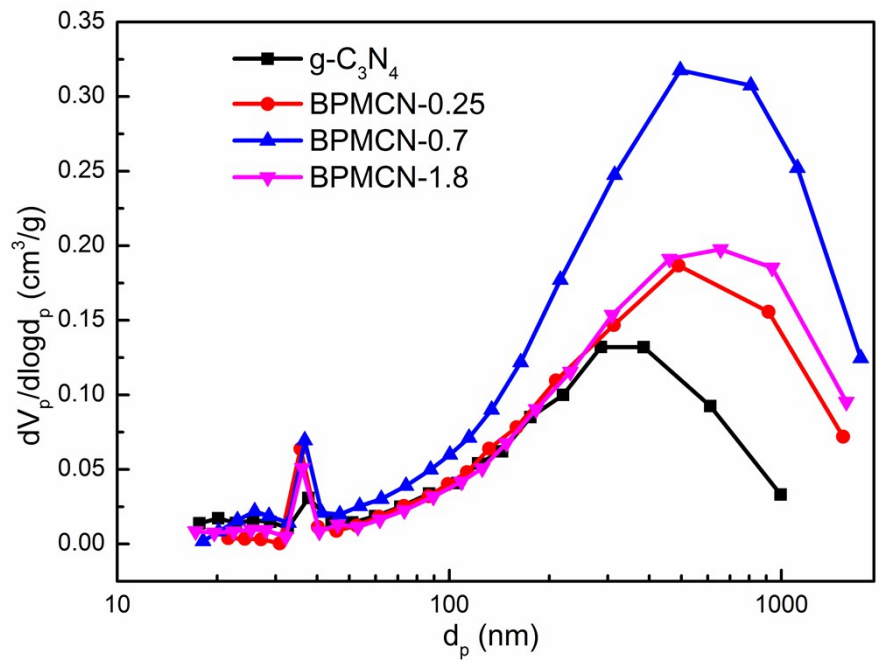

Fig. S4 Pore size distribution curves of the g-C_3N_4 and BPMCN samples.

Table S1 BET specific surface area and pore volume of the g-C_3N_4 and BPMCN samples

Samples	g-C_3N_4	BPMCN-0.25	BPMCN-0.7	BPMCN-1.8	BPMCN-2.5
BET (m^2g^{-1})	4.48	23.084	31.923	25.735	20.582
Pore Volume (cm^3g^{-1})	0.0257	0.168	0.1915	0.1588	0.1411

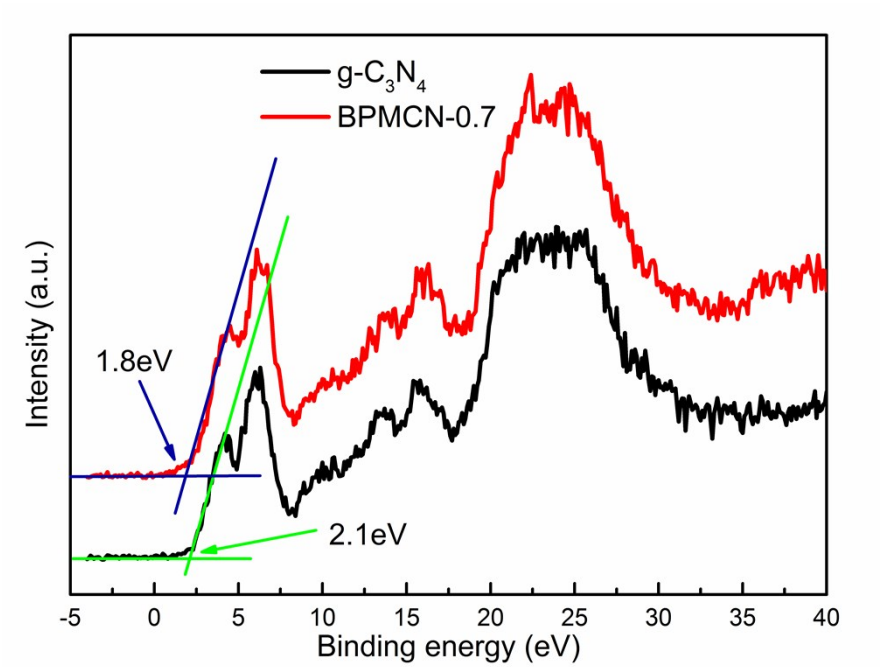

Fig. S5 XPS valence band spectra of the as-prepared catalysts