

Supporting Information

Paclitaxel prodrug based mixed micelles for tumor targeted chemotherapy

Dongyang Tang ^a, Xin Zhao ^b, Tie Yang ^c, Cheng Wang ^{d,*}

^a *Department of Experimental Center, Henan Institute of Science and Technology,*

Xinxiang, Henan 453003, P. R. China

^b *Department of Pharmacy, Xinxiang Central Hospital, Xinxiang, Henan 453000, P. R.*

China

^c *Nanjing Research Center, Jiangsu Chiatai Tianqing Pharmaceutical Co. Ltd,*

Nanjing, Jiangsu 210042, P. R. China

^d *College of Pharmaceutical Sciences, Zhejiang University, 866 Yuhangtang Road,*

Hangzhou, Zhejiang 310058, P. R. China

* Corresponding authors.

E-mail addresses: 11519016@zju.edu.cn (C. Wang).

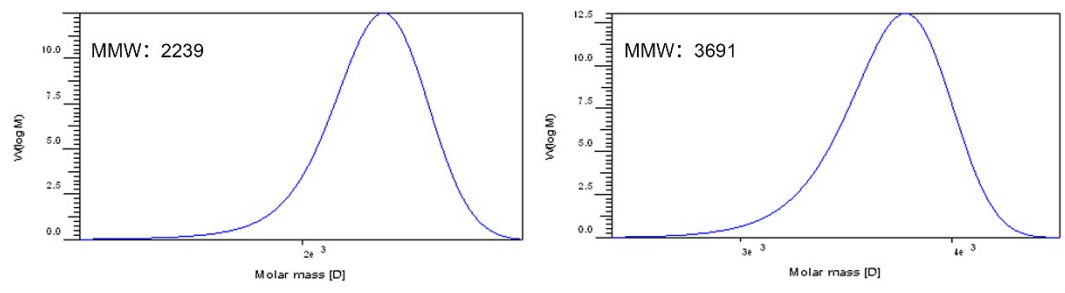


Figure S1: Normalized GPC profiles of the PEG (left) and PTX-PEG (right).

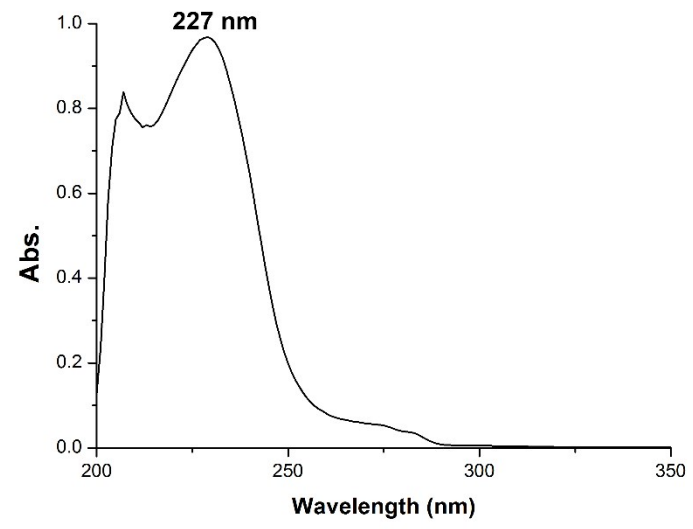


Figure S2. The UV spectrum of PTX.

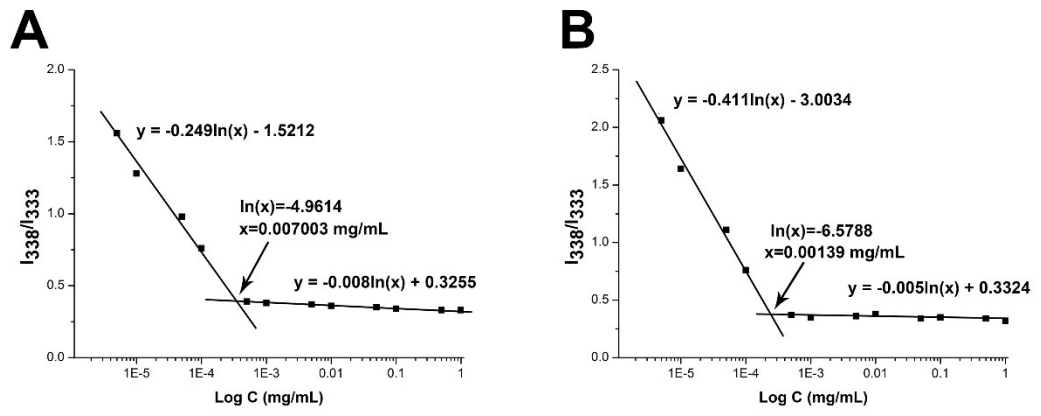


Figure S3. CMC of SMs (A) and MMs (B).

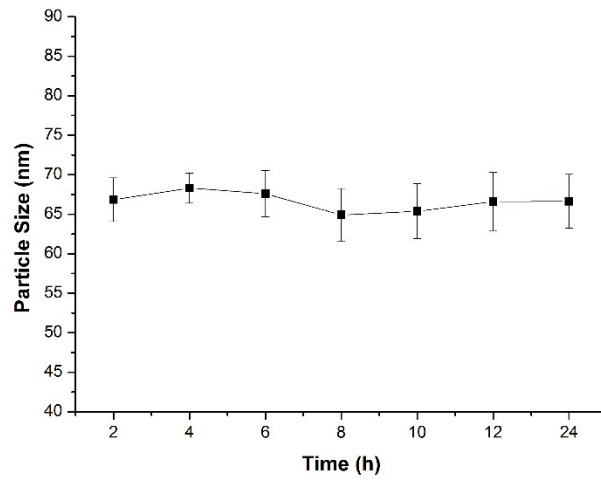


Figure S4. Colloidal stability of MMs in 50% FBS at 37 °C for up to 24 h. Data were shown as mean \pm S.D. (n =3).