

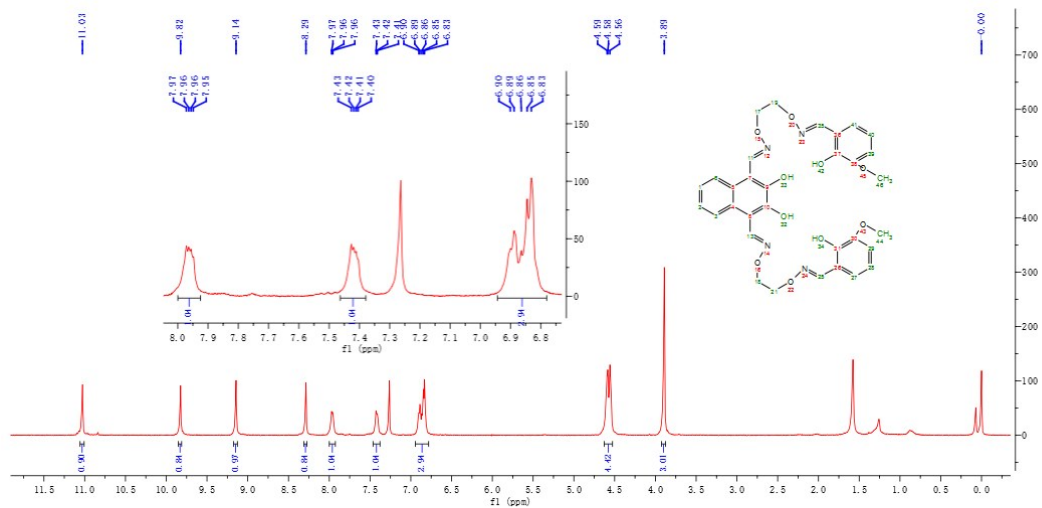
Supporting Information

Tri- and hexanuclear heterometallic Ni(II)-M(II) (M = Ca, Sr and Ba) bis(salamo)-type complexes: Syntheses, structures and fluorescence properties

Xiu-Yan Dong,^a Xiao-Yan Li,^a Ling-Zhi Liu,^a Han Zhang,^a Yu-Jie Ding^b and Wen-Kui Dong^{*a}

^a School of Chemical and Biological Engineering, Lanzhou Jiaotong University, Lanzhou, Gansu 730070, PR China. E-mail: dongwk@126.com

^b School of Biological & Chemical Engineering, Anhui Polytechnic University, Wuhu 241000, PR China.



¹H NMR (400 MHz, CDCl₃) δ 11.03 (s, 2H), 9.82 (s, 2H), 9.14 (s, 2H), 8.29 (s, 2H), 7.97 (q, *J* = 3.2 Hz, 2H), 7.41 (q, *J* = 6.0, 2.9 Hz, 2H), 7.06 – 6.68 (m, 6H), 4.58 (t, 8H), 3.89 (s, 6H).

Fig. S1 ¹H NMR spectra of ligand H₄L(CDCl₃, 400 MHz).

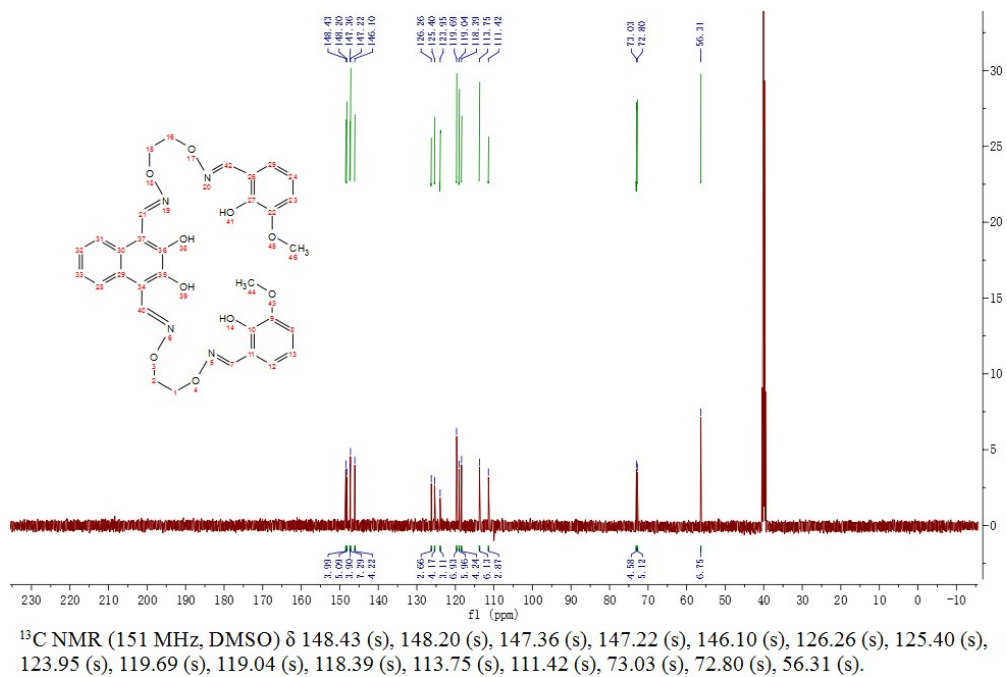


Fig. S2 ¹³C NMR spectra of ligand H₄L(DMSO, 151 MHz).

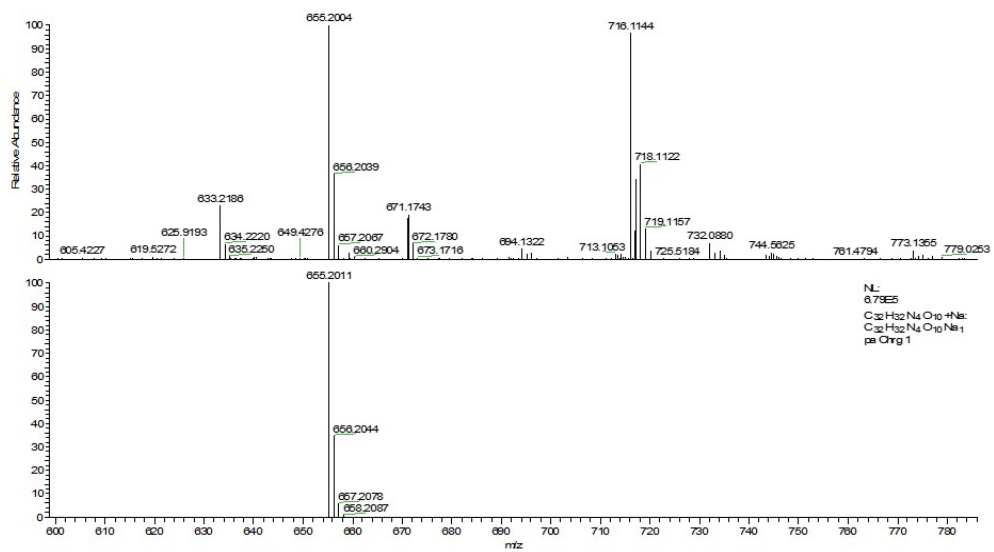
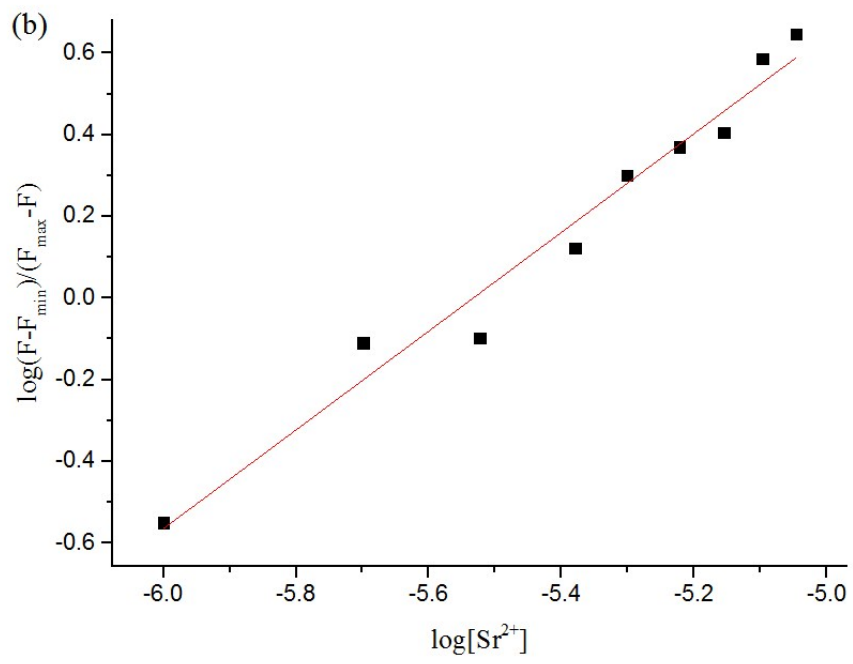
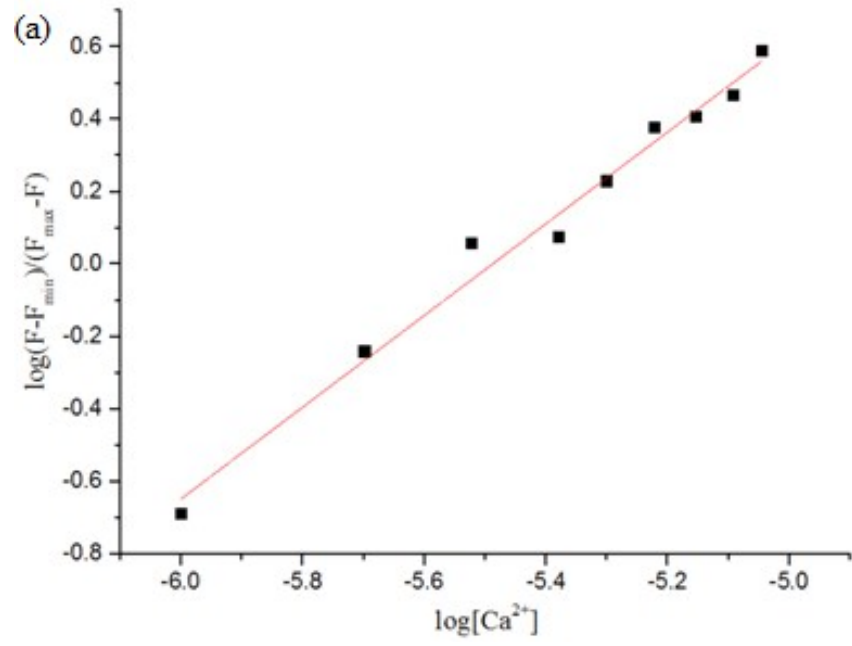


Fig. S3 The HRMS of ligand H₄L.



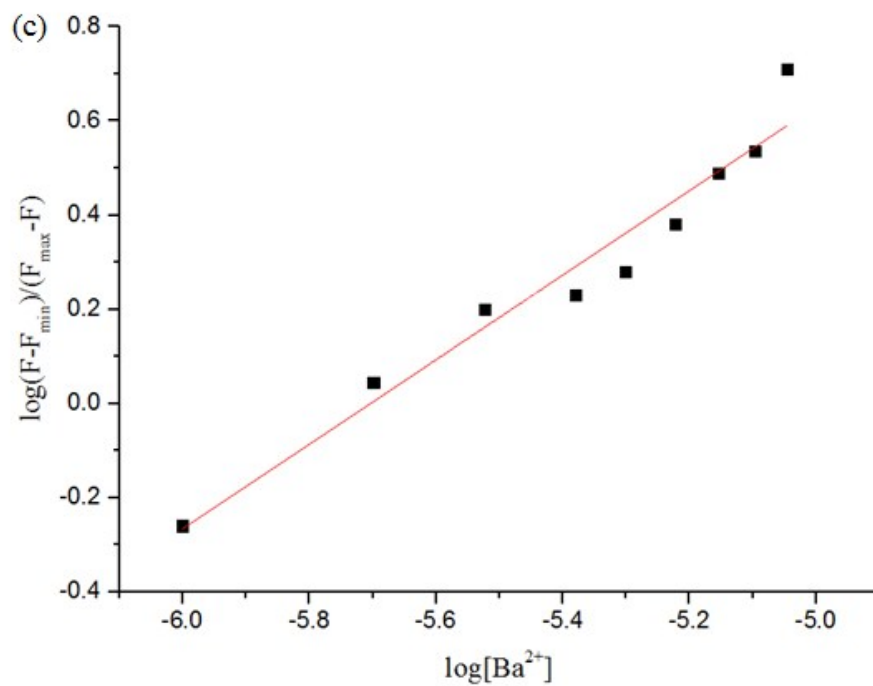


Fig. S4 Linear fitting of Ni(II) complex to Ca^{2+} , Sr^{2+} and Ba^{2+} binding constant, respectively.