

Electronic Supplementary Information (ESI)

Thioester-functionalised and oxime-based hexametallic manganese(III) single-molecule magnets

Carlos Rojas-Dotti^a and José Martínez-Lillo^{*a}

^a Instituto de Ciencia Molecular (ICMol)/Departament de Química Inorgànica, Universitat de València, c/ Catedrático José Beltrán 2, 46980, Paterna, Valencia, Spain. f.jose.martinez@uv.es

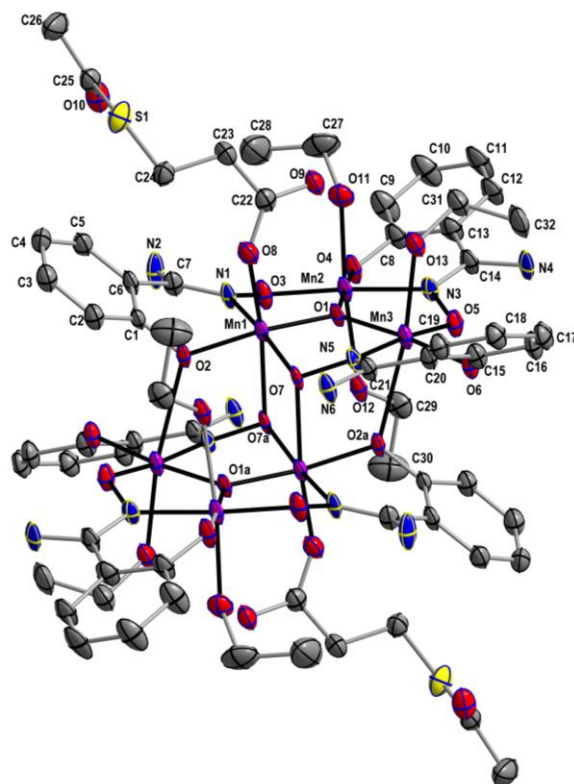


Figure S1. Perspective drawing of the $[Mn_6]$ complex showing the atom numbering in **1**. Thermal ellipsoids are drawn at the 50% probability level. H atoms and solvent molecules of crystallisation have been omitted for clarity.

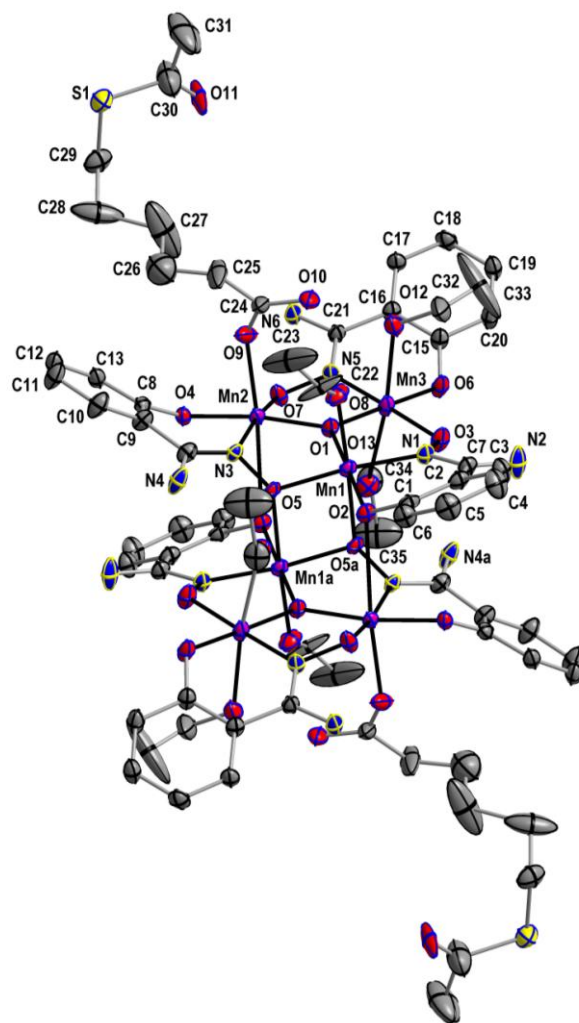


Figure S2. Perspective drawing of the [Mn₆] complex showing the atom numbering in **2**. Thermal ellipsoids are drawn at the 50% probability level. H atoms and solvent molecules of crystallisation have been omitted for clarity.

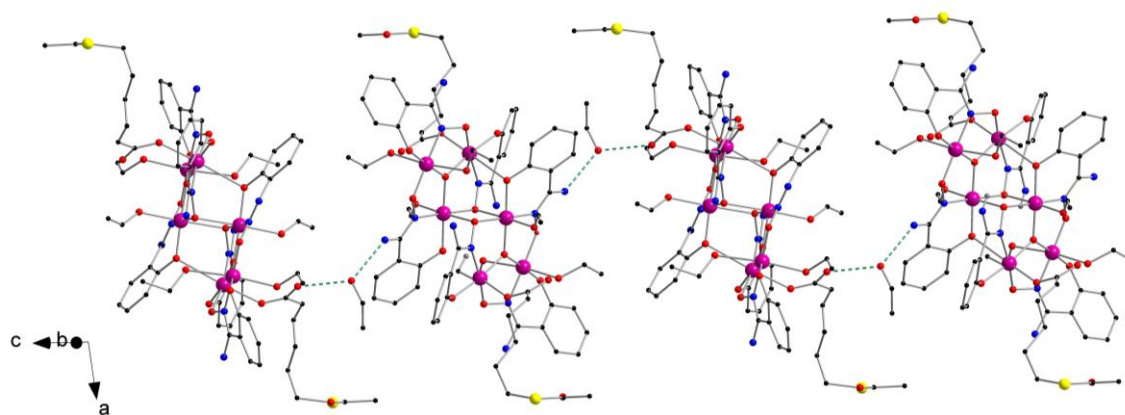


Figure S3. View of the one-dimensional motif generated by EtOH molecules sit between neighbouring [Mn₆] complexes and simultaneously H-bonded to the amino and carboxylate groups of adjacent [Mn₆] units in the crystal of **2** (dashed green lines) [Colour code: pink, Mn; yellow, S; red, O; blue, N; black, C].

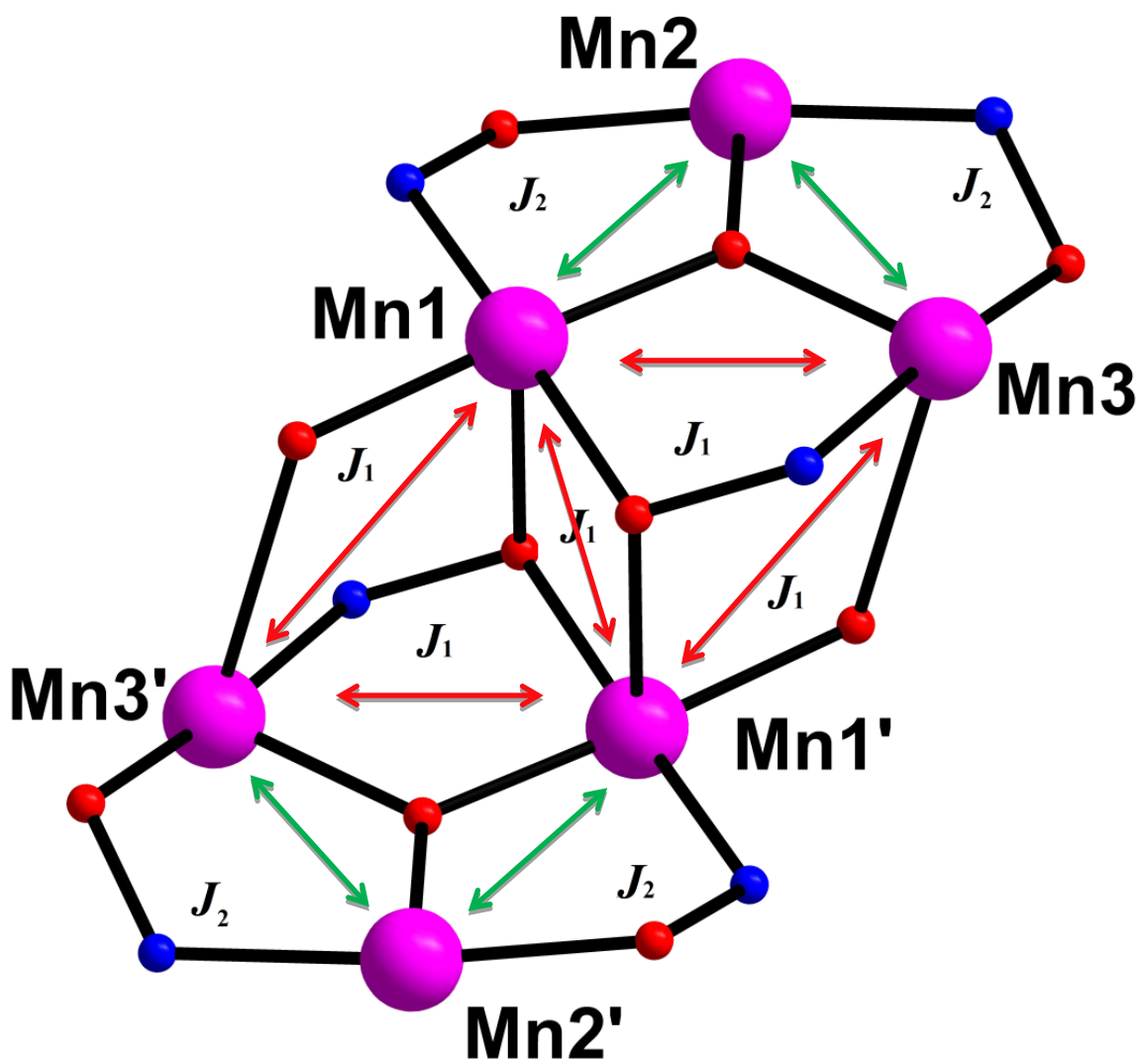


Figure S4. The $2\text{-}J$ coupling exchange model used to fit the experimental magnetic data of **1** and **2**.