

1

Supplementary information

2

3 **Metabolism of five diterpenoid lactones from *Dioscorea bulbifera* tuber in** 4 **zebrafish**

5

6 Wei Shi^a, Jie Ling^b, Li-Long Jiang^a, Dong-Sheng Zhao^a, Ling-Li Wang^a, Zi-Tian Wu^a,
7 Ping Li^a, Ying-Jie Wei^{b,*}, Hui-Jun Li^{a,*}

8

9 ^a State Key Laboratory of Natural Medicines, China Pharmaceutical University,
10 Nanjing 210009, China

11 ^b The Third Clinical School of Medicine, Nanjing University of Chinese Medicine,
12 Nanjing 210028, China

13

14 Corresponding authors:

15 Ying-Jie Wei, PhD

16 The Third Clinical School of Medicine, Nanjing University of Chinese Medicine, 100
17 Shizi Street, Nanjing 210028, China.

18 E-mail: wyj970@163.com.

19 Hui-Jun Li, PhD

20 State Key Laboratory of Natural Medicines, China Pharmaceutical University, No. 24
21 Tongjia Lane, Nanjing 210009, China.

22 E-mail: cpuli@163.com

Fig. S1 The positive MS/MS spectra and proposed fragmentation pathways of DIOC.

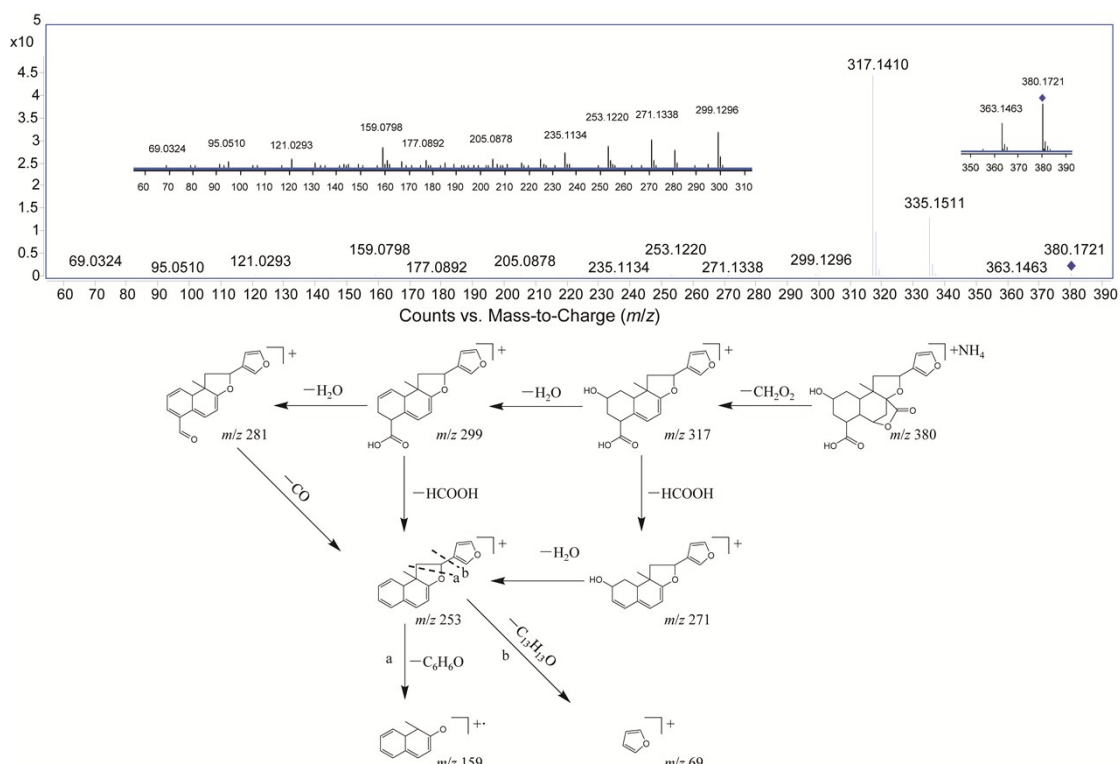


Fig. S2 The positive MS/MS spectra and proposed fragmentation pathways of DIOG.

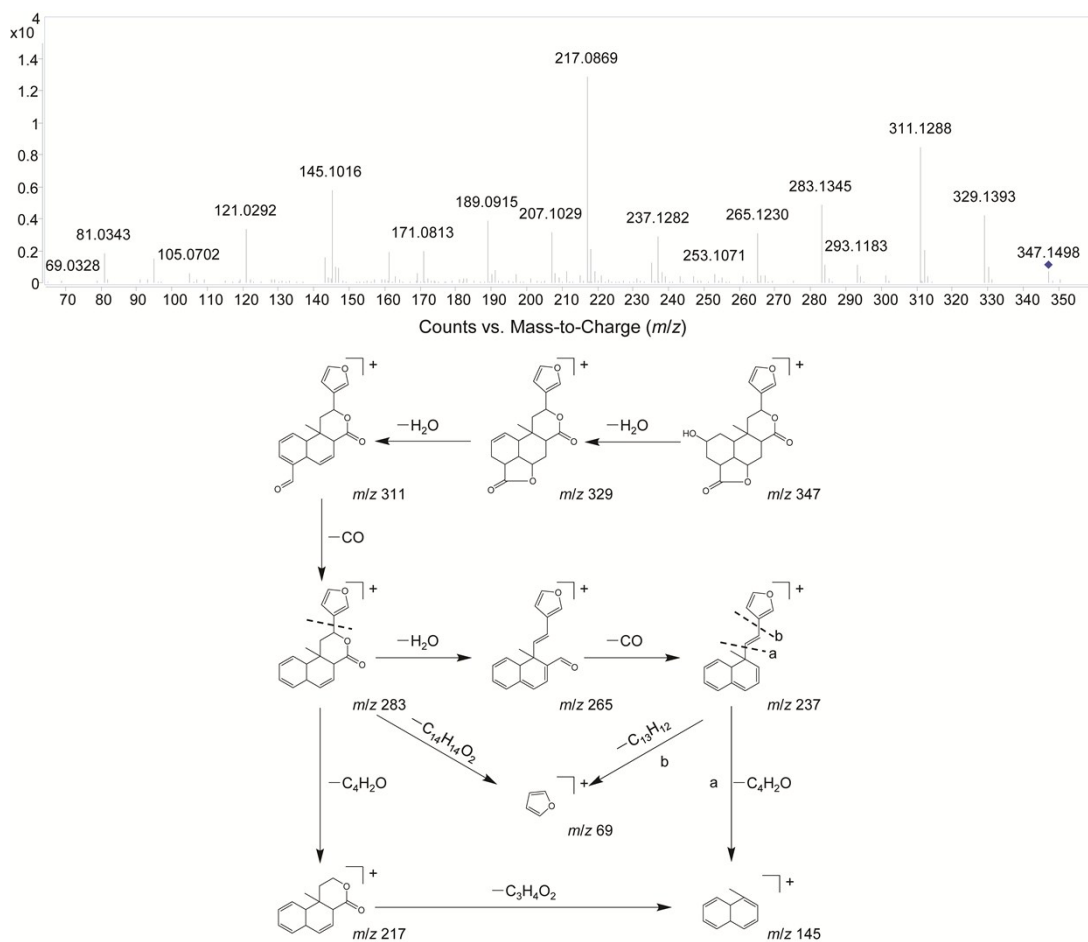


Fig. S3 The positive MS/MS spectra and proposed fragmentation pathways of DIOM.

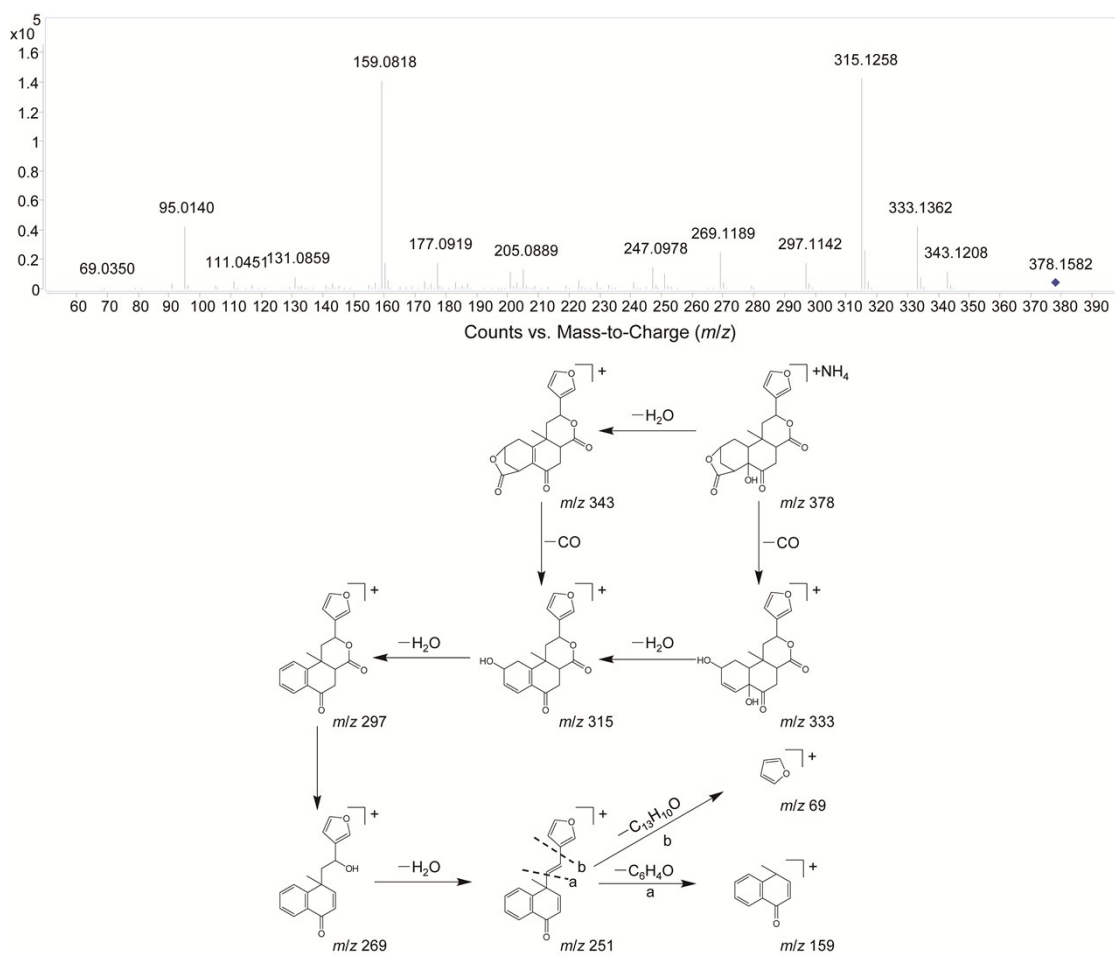


Fig. S4 The proposed metabolic pathways of DIOC in zebrafish.

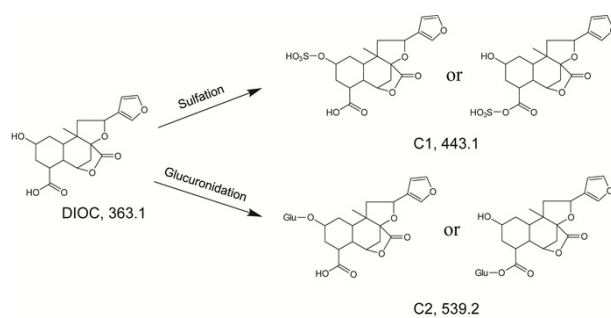


Fig. S5 The proposed metabolic pathways of DIOG in zebrafish.

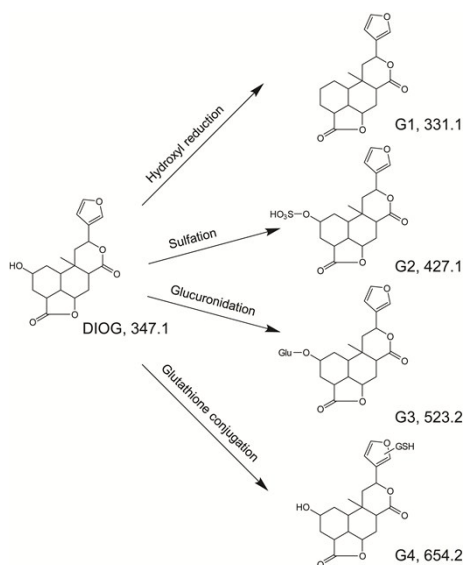


Fig. S6 The proposed metabolic pathways of DIOM in zebrafish.

