

Electronic Supplementary Information (ESI) for:

Indocyanine Green-Functionalized Bottle Brushes of Poly(2-oxazoline) on Cellulose Nanocrystals for Photothermal Cancer Therapy

Liman Hou,^{a,d} Jianyong Fang,^b Weiqi Wang,^c Zhigang Xie,^c Dewen Dong^{a,b} and Ning Zhang^{a,b*}

^a Key Laboratory of Synthetic Rubber, Changchun Institute of Applied Chemistry, Chinese Academy of Sciences, Changchun 130022, People's Republic of China, Fax: +86-431-85262740, *E-mail: ning.zhang@ciac.ac.cn

^b Changzhou Institute of Energy Storage Materials & Devices, Changzhou, 213000, P. R. China

^c State Key Laboratory of Polymer Physics and Chemistry Changchun Institute of Applied Chemistry, Chinese Academy of Sciences, Changchun 130022, People's Republic of China

^d University of the Chinese Academy of Sciences, Beijing 100864, P. R. China

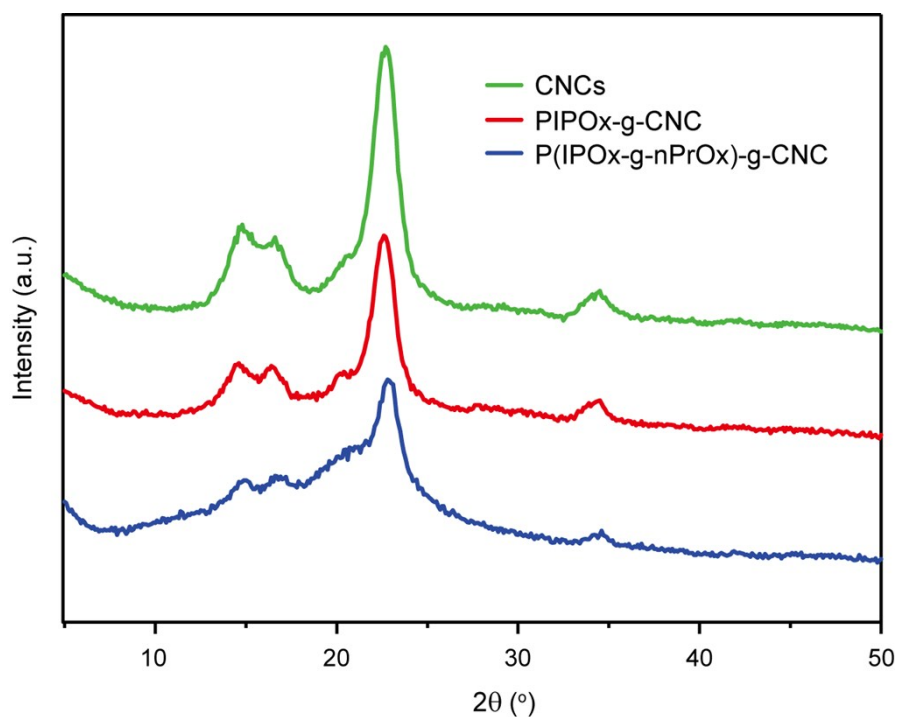


Fig. S1 X-ray diffractograms of nonmodified CNCs and polymer modified CNCs.

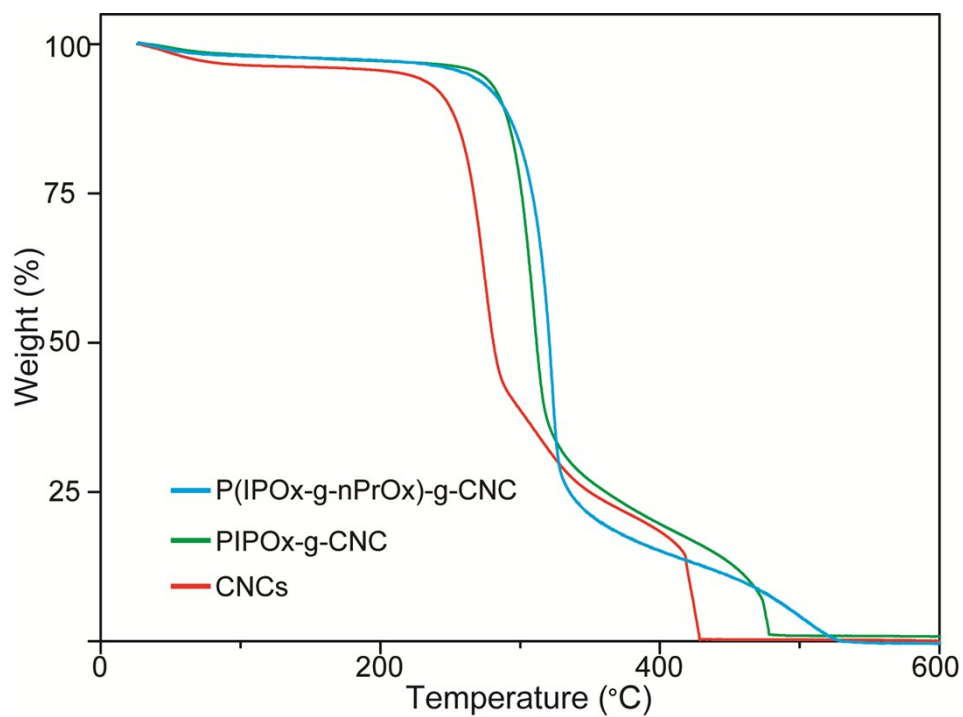


Fig. S2 Thermogravimetric analysis curves for CNCs, PIPOx-g-CNC, P(IPOx-g-nPrOx)-g-CNC.

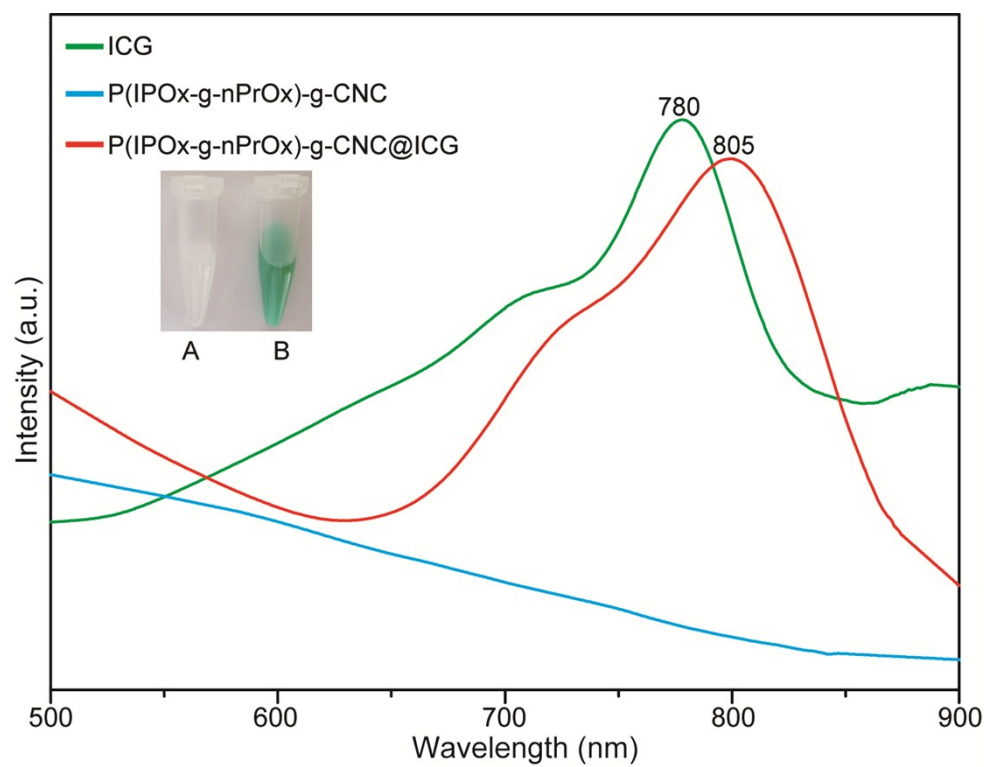


Fig. S3 UV-Vis-NIR spectra of ICG, P(IPOx-g-nPrOx)-g-CNC and P(IPOx-g-nPrOx)-g-CNC@ICG in water. Insets: optical photograph of (A) CNCs, (B) P(IPOx-g-nPrOx)-g-CNC@ICG.

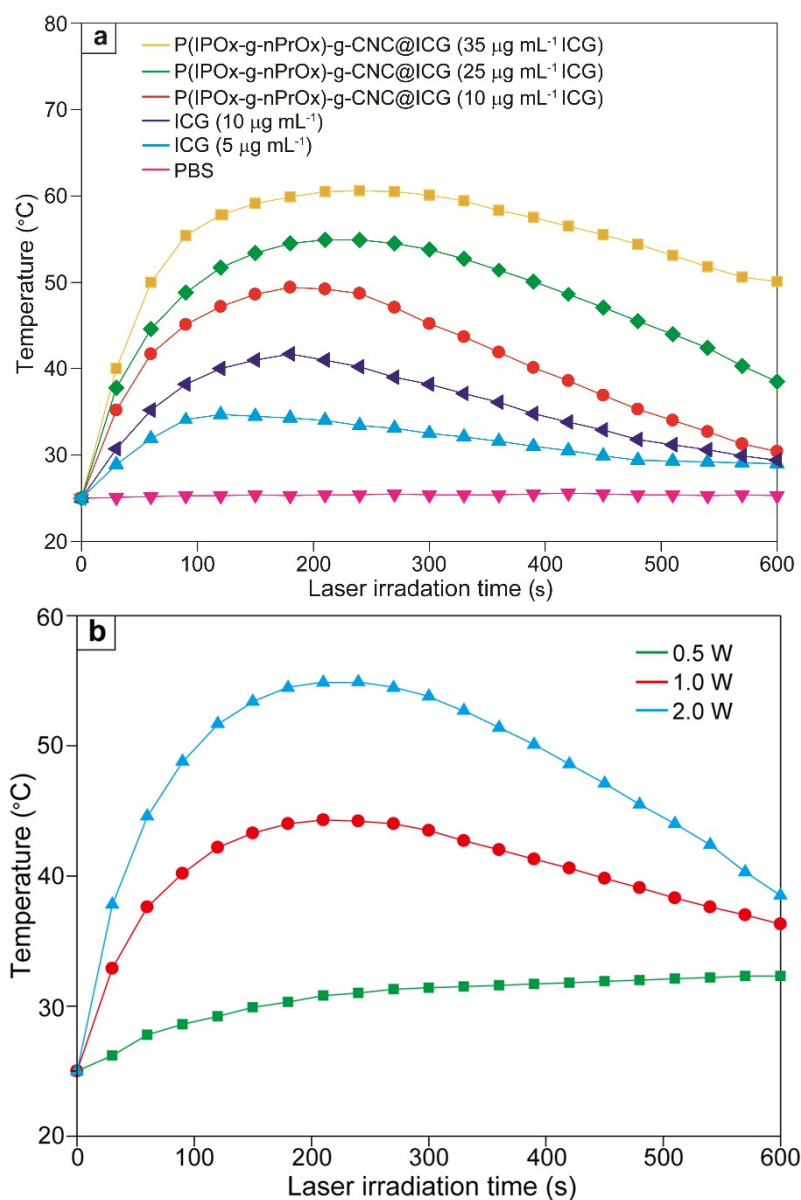


Fig. S4 (a) Temperature elevation of PBS, ICG and P(IPOx-g-nPrOx)-g-CNC@ICG aqueous solutions with various ICG concentrations as a function of time under irradiation with an 808 nm NIR laser at a power of 2.0 W/cm². (b) Temperature elevation of P(IPOx-g-nPrOx)-g-CNC@ICG aqueous solution at ICG concentrations of 25 g/mL under different powers as a function of time.