

## **Functional Nanoparticles of Tea Polyphenols for Doxorubicin Delivery in Cancer treatment**

Huaiying Zhang, Zeng Yi, Zhe Sun, Xiaomin Ma, Xudong Li\*

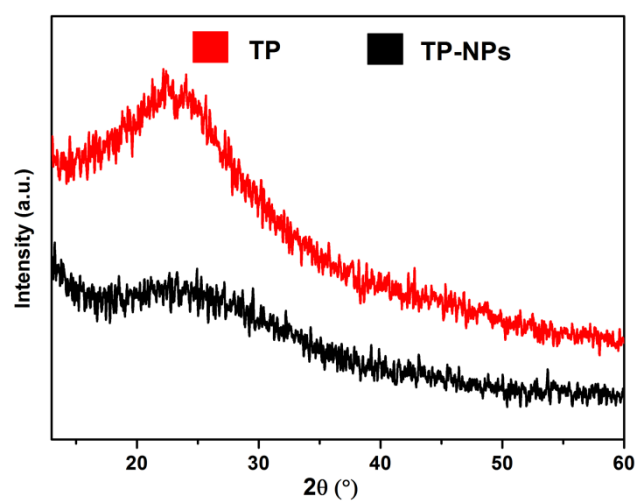
<sup>†</sup>National Engineering Research Center for Biomaterials, Sichuan University, Chengdu 610064,

People's Republic of China


\* Corresponding author: Xudong Li

Tel/Fax: (+) 86-28-85412102

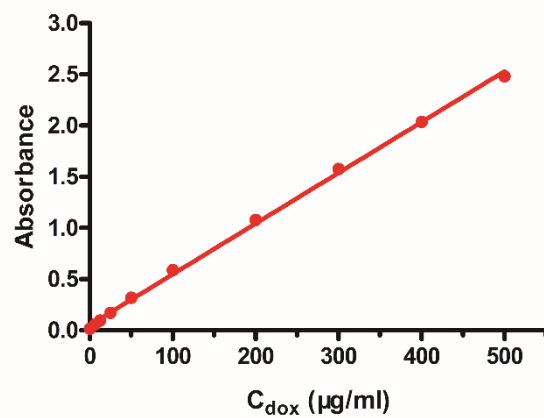
E-mail: xli20004@yahoo.com



**Figure S1.** XRD patterns of pure TP and TP-NPs.



**Figure S2.** TEM image of DOX@TP-NPs



**Figure S3.** Calibration curve of DOX.HCl in HEPES determined by UV-vis spectroscopy;  $Abs=0.00495 \times (C) + 0.05289$   $R=0.9994$ ; Abs is the absorbance and C is the concentration ( $\mu\text{g/mL}$  ).