

Electronic Supporting Information

EuNi₅InH_{1.5-x} (x = 0–1.5): Hydrogen Induced Structural and Magnetic Transitions

Inna Bigun,^{1,2} Volodymyr Smetana,^{3,4} Yaroslav Mudryk,^{3,4} Ihor Hlova,^{3,4} Mariya Dzevenko,¹
Ladislav Havela,² Yaroslav Kalychak,¹ Vitalij Pecharsky,^{3,4} Anja-Verena Mudring^{3,4}

¹ *Department of Analytical Chemistry, Ivan Franko National University of L'viv, Kyryla and Mefodia
Str. 6, 79005 L'viv, Ukraine*

² *Department of Condensed Matter Physics, Charles University, Ke Karlovu 5, 121 16 Prague 2, Czech
Republic*

³ *The Ames Laboratory, U.S. Department of Energy, Iowa State University, Ames, IA 50011, USA*

⁴ *Department of Materials Science and Engineering, Iowa State University, Ames, IA 50011, USA*

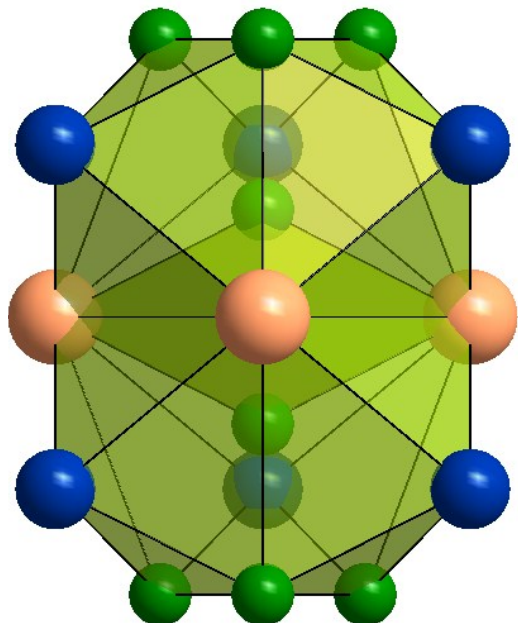


Figure S1. Bicentered coordination polyhedron around Ni1 – Ni₂@Eu₃Ni₆In₆

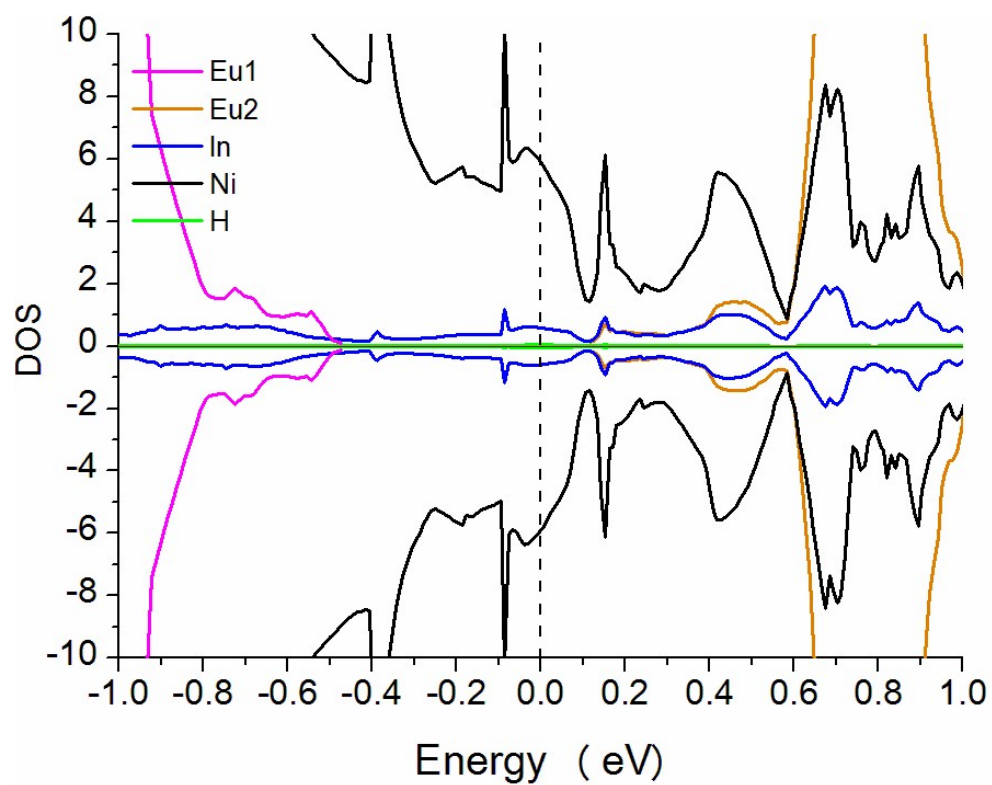


Figure S2. Spin-polarized DOS curves of the antiferromagnetic EuNi₅InH_{1.5} around the Fermi level. Partial DOS for Eu1, Eu2, Ni, In and H are marked pink, orange, black, blue and green, respectively.

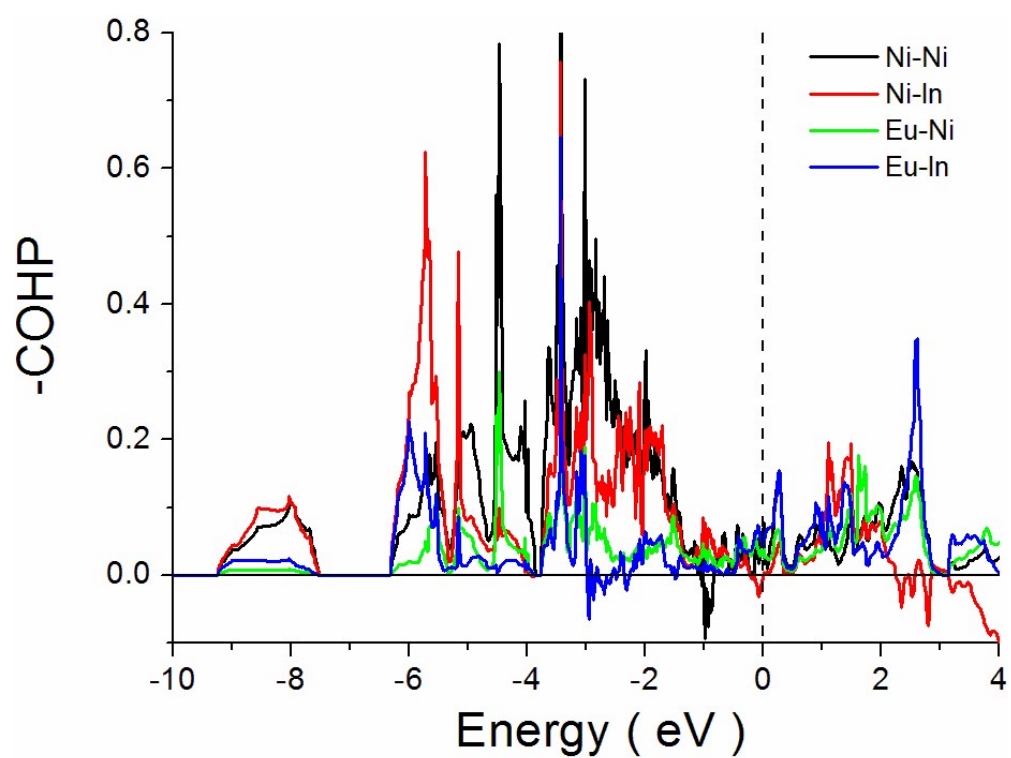


Figure S3. -COHP curves for the Ni–Ni (black), Ni–In (red), Eu–Ni (green) and Eu–In (blue) interactions in $\text{EuNi}_5\text{InH}_{1.5}$.