

Cs_xWO₃ nanoparticles-based organic polymer optical foils: Low Haze, High near infrared-shielding ability and Excellent photochromic stability

Yijie Zhou,¹ Ning Li,¹ Yunchuan Xin,¹ Xun Cao,^{1*} and Ping Jin^{1,2*}

1 State Key Laboratory of High Performance Ceramics and Superfine Microstructure, Shanghai Institute of Ceramics, University of Chinese Academy of Sciences, Dingxi 1295, Changning, Shanghai, 200050, China

2 National Institute of Advanced Industrial Science and Technology (AIST), Moriyama, Nagoya 463-8560, Japan

* Authors for correspondence. Email: caoxun2015@gmail.com, Tel/Fax: +86-21-6990-6221;
Email: p-jin@mail.sic.ac.cn, Tel/Fax: +86-21-6990-6213

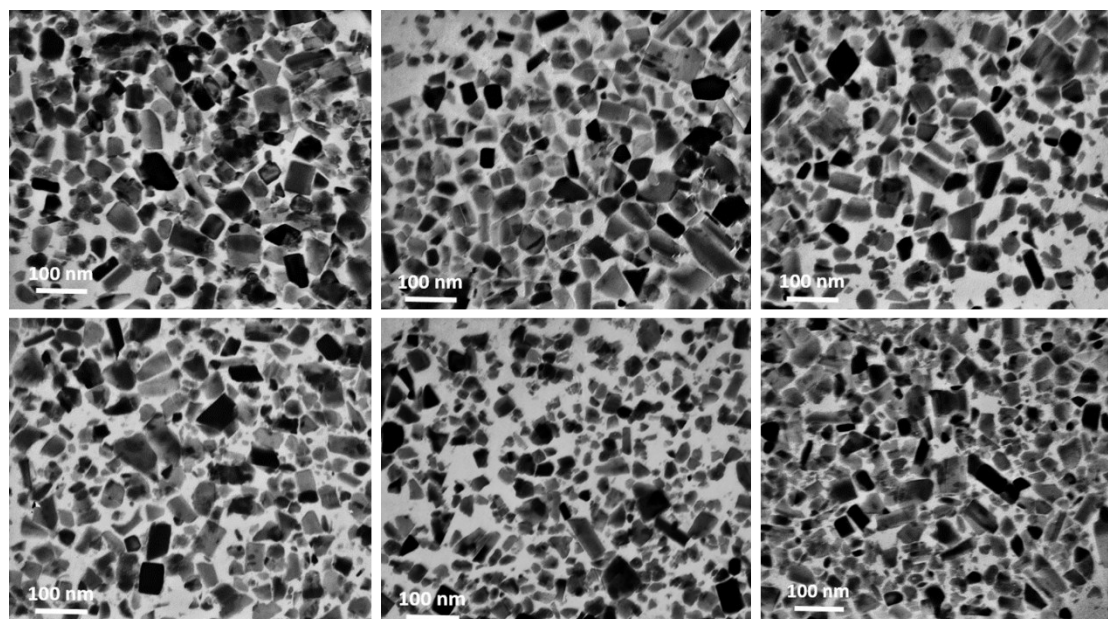


Figure S1 TEM images of CWO powder by different bead milling time with (a), (b), (c), (d), (e), (f) corresponding to 3h, 6h, 9h, 12h, 15h, 18h, respectively.

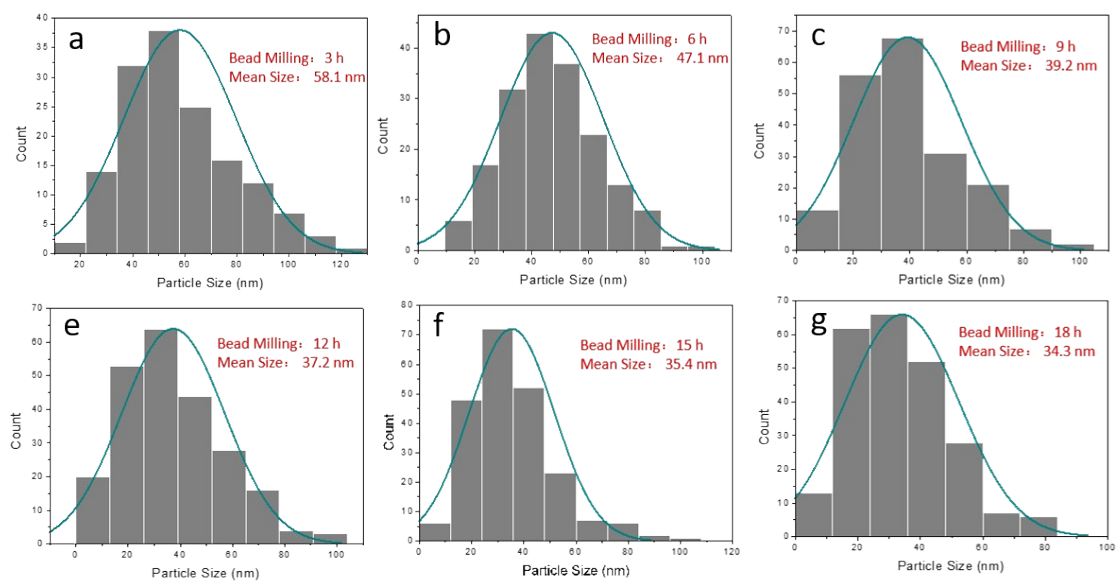


Figure S2 Images of size distribution of CWO powder by different bead milling time with (a), (b), (c), (d), (e), (f) corresponding to 3h, 6h, 9h, 12h, 15h, 18h, respectively.

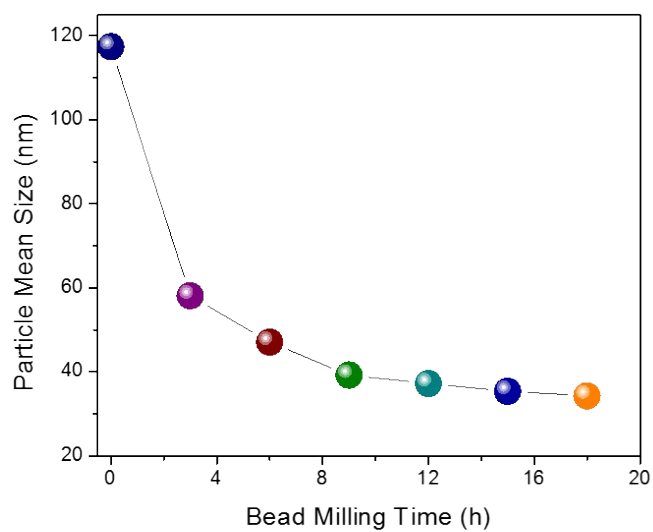


Figure S3 The relationship between particle size and bead milling time