Electronic Supplementary Material (ESI) for Toxicology Research.
This journal is © The Royal Society of Chemistry 2017

The absorbance graphics with melt curve

GAPDH

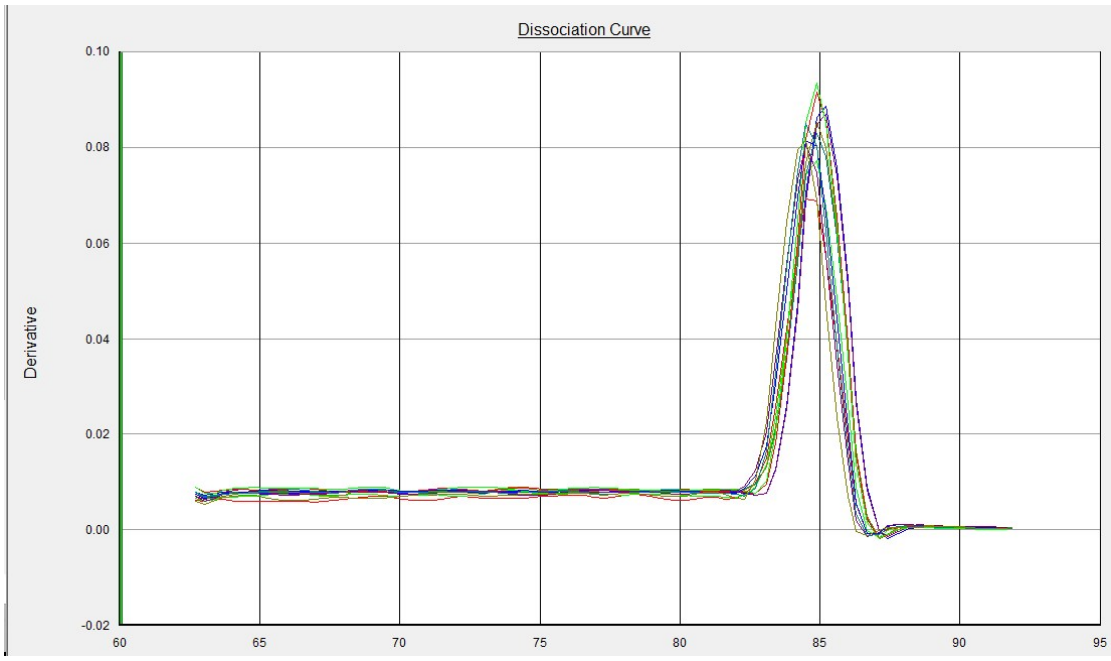

IRS-1

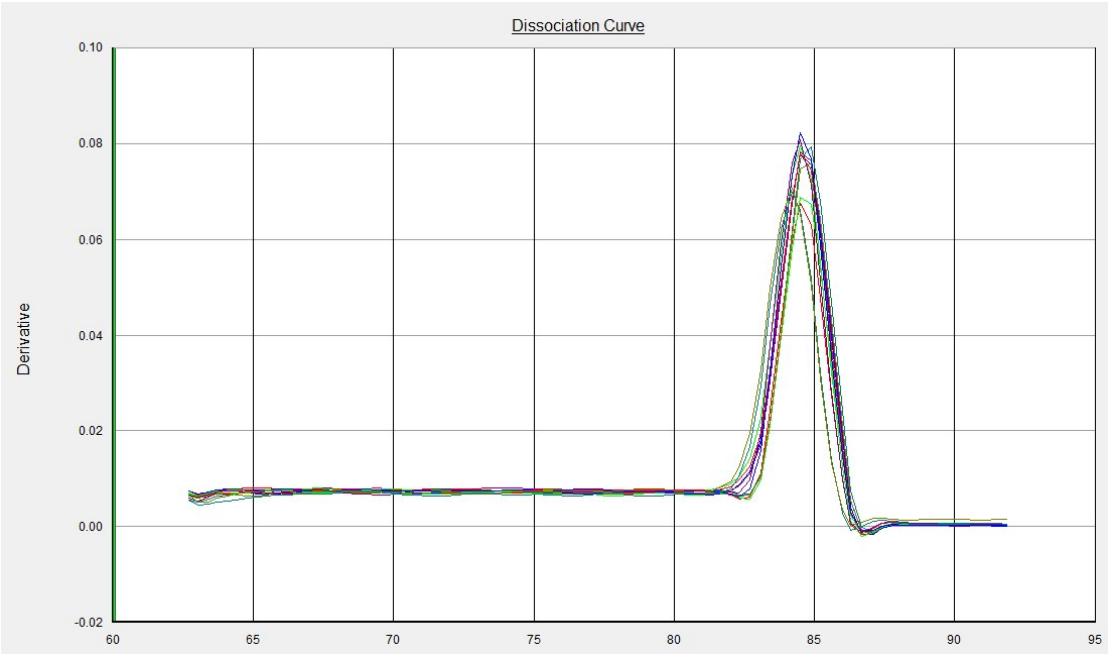

IRS-2

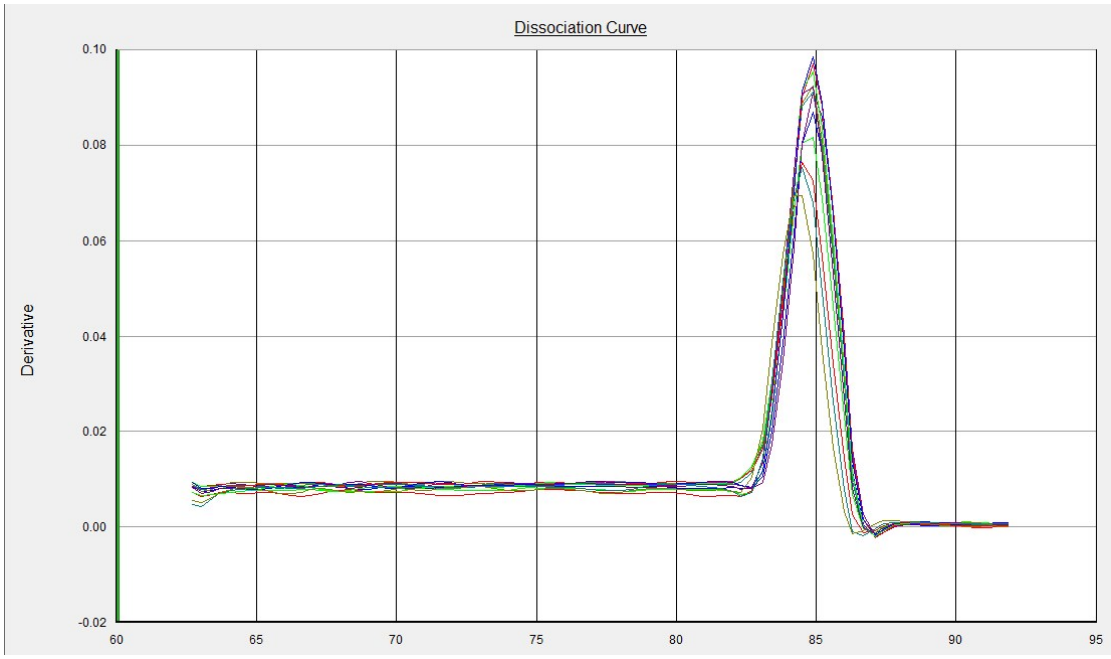

Some printable data

OGTT

OGTT	0min	30min	60min	90min	120min	180min
CTR	7.1	13.1	10.4	9.8	9.7	6.0
CTR	6.5	11.9	10.9	9.9	8.6	5.7
CTR	7.8	10.5	10.9	11.3	8.6	7.0
CTR	9.1	17.3	15.4	11.2	9.2	8.6
CTR	9.2	14.3	13.7	12.3	10.6	7.9
CTR	8.7	13.2	12.3	12.5	12.5	9.5
PHO	8.2	18.2	16.4	13.5	11.2	9.6
PHO	7.4	15.3	17.1	15.4	10.9	8.5
PHO	7.6	15.4	15.2	13.1	14.7	11.7
PHO	8.3	18.2	18.9	15.8	12.2	9.7
PHO	7.9	15.9	14.7	15.5	14.9	7.3
PHO	7.4	14.6	18.0	16.8	12.1	15.0
VE+PHO	7.7	16.1	13.5	13.1	9.6	8.6
VE+PHO	9.0	13.5	13.4	10.5	13.2	6.8
VE+PHO	9.1	13.8	15.4	14.4	10.1	11.2
VE+PHO	9.1	15.3	14.9	13.3	13.2	9.3
VE+PHO	7.7	13.6	12.0	11.9	11.2	9.1
VE+PHO	7.3	11.7	10.8	10.5	9.1	7.0

AVERAGE	0min	30min	60min	90min	120min	180min
1.0	8.1	13.4	12.3	11.2	9.9	7.5
2.0	7.8	16.0	16.7	15.3	13.5	10.9
4.0	8.3	14.0	13.3	12.3	11.1	8.7

ITT

ITT	0min	15min	30min	45min	60min
CTR	7.1	6.1	4.8	4.6	5.1
CTR	6.5	5.2	4.7	5.9	5.3
CTR	7.8	5.9	5.7	5.3	5.1
CTR	9.1	5.1	5.4	5.1	5.2
CTR	9.2	4.8	4.4	5	5.1
PHO	8.2	5.7	4.9	5.4	6.1
PHO	7.4	5.5	5	5.5	7.3
PHO	7.6	5	5.2	6.2	5.1
PHO	8.3	5.4	5.1	5.5	5.2
PHO	7.9	5.1	5.3	5	5.3
PHO	7.4	5.7	5.6	5.4	5.4
VE+PHO	5.7	5.9	5.2	4.2	4.8
VE+PHO	10.0	3.2	4.9	4.3	4.7
VE+PHO	10.1	4.6	3.4	4.4	4.7
VE+PHO	9.1	5.4	3.4	5.1	5.2
VE+PHO	7.7	6.9	5.6	4.7	3.3
VE+PHO	7.3	6	5.3	4.4	5.4

AVERAGE					
CTR	7.9	5.4	5.0	5.2	5.2
PHO	7.8	5.4	5.2	5.5	5.7
VE+PHO	8.3	5.3	4.6	4.5	4.7

PERCENT	0min	15min	30min	45min	60min
CTR	89.87	77.22	60.76	58.23	64.56
CTR	82.28	65.82	59.49	74.68	67.09
CTR	98.73	74.68	72.15	67.09	64.56
CTR	115.19	64.56	68.35	64.56	65.82
CTR	116.46	60.76	55.70	63.29	64.56
PHO	105.13	73.08	62.82	69.23	78.21
PHO	94.87	70.51	64.10	70.51	93.59
PHO	97.44	64.10	66.67	79.49	65.38
PHO	106.41	69.23	65.38	70.51	66.67
PHO	101.28	65.38	67.95	64.10	67.95
PHO	94.87	73.08	71.79	69.23	69.23
VE+PHO	68.67	71.08	62.65	50.60	57.83
VE+PHO	120.48	38.55	59.04	51.81	56.63
VE+PHO	121.69	55.42	40.96	53.01	56.63
VE+PHO	109.64	65.06	40.96	61.45	62.65
VE+PHO	92.77	83.13	67.47	56.63	39.76
VE+PHO	87.95	72.29	63.86	53.01	65.06