

Supplementary Information

Colloidal Synthesis of Lead-Free All-Inorganic Cesium Bismuth Bromide Perovskite Nanoplatelets

*Linyuan Lian,¹ Guangmei Zhai,² Feng Cheng,³ Yong Xia,¹ Moyan Zheng,¹ Jiangping Ke,¹
Mingyang Gao,¹ Huan Liu,¹ Daoli Zhang,¹ Luying Li,³ Jianbo Gao,⁴ Jiang Tang,³ Jianbing
Zhang^{*1,5}*

¹School of Optical and Electronic Information, Engineering Research Center for Functional Ceramics, Ministry of Education, Huazhong University of Science and Technology, 1037 Luoyu Road, Wuhan, Hubei 430074, China.

²Key Laboratory of Interface Science and Engineering in Advanced Materials of Ministry of Education of the P. R. China, Research Center of Advanced Materials Science and Technology of Taiyuan University of Technology, Taiyuan, Shanxi 030024, China.

³Wuhan National Laboratory for Optoelectronics, Huazhong University of Science and Technology, Wuhan, Hubei 430074, China.

⁴Department of Physics and Astronomy, Clemson University, South Carolina 29634, United States.

⁵Shenzhen Huazhong University of Science and Technology Research Institute, Shenzhen, Guangdong 518057, China.




Figure S1. The color the reaction solution before (a) and after (b) the injection of the Cs-oleate.

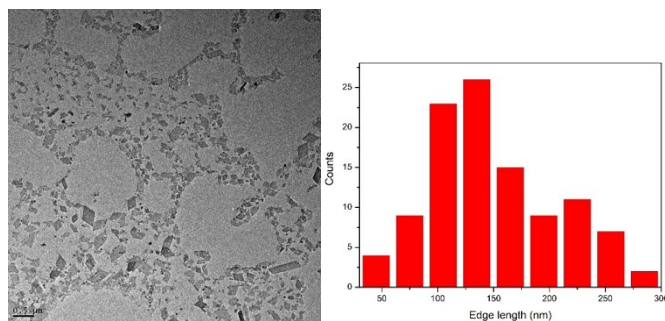


Figure S2. A TEM image of the $\text{Cs}_3\text{Bi}_2\text{Br}_9$ NPLs and the histogram of the side length.

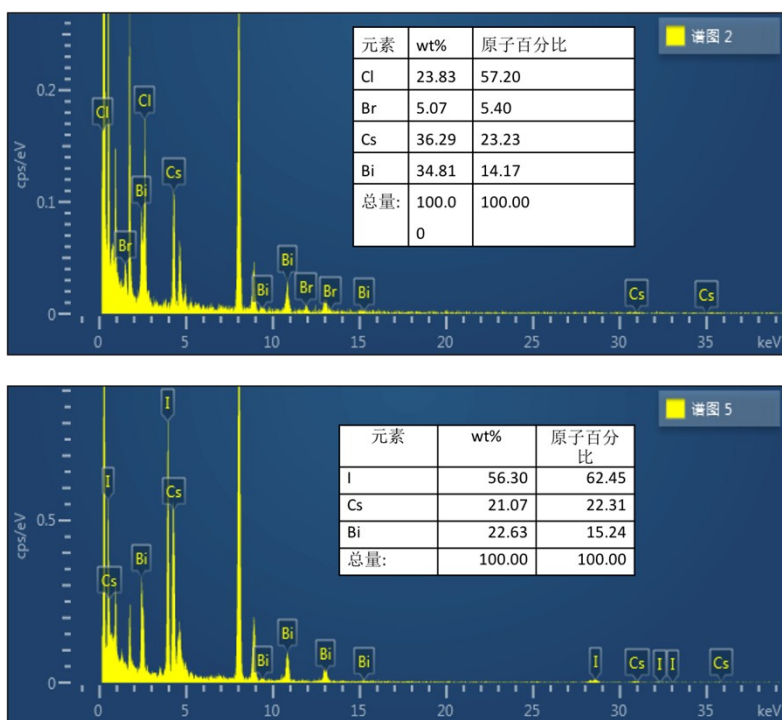


Figure S3. The EDX results of the anion exchanged samples.




Figure S4. The morphology evolution of the $\text{Cs}_3\text{Bi}_2\text{Br}_9$ NPLs in the anion exchange reaction.